

US00D628253S

(12) **United States Design Patent**  
**McKinney et al.**

(10) **Patent No.:** **US D628,253 S**

(45) **Date of Patent:** **\*\* Nov. 30, 2010**

(54) **HOCKEY PASSING DEVICE**

(75) Inventors: **Brian Michael McKinney**, Lakeville, MN (US); **Scott D. Pittorf**, Faribault, MN (US); **Bryce Salvador**, Creve Coeur, MO (US); **Peter A. Ing**, St. Catharines (CA)

(73) Assignee: **Fan-Tastic Sports, LLC**, Lakeville, MN (US)

(\*\*) Term: **14 Years**

(21) Appl. No.: **29/329,688**

(22) Filed: **Dec. 19, 2008**

(51) **LOC (9) Cl.** ..... **21-02**

(52) **U.S. Cl.** ..... **D21/722**

(58) **Field of Classification Search** ..... D21/698,  
D21/710, 722, 727, 753; 473/422, 431, 434,  
473/435, 446

See application file for complete search history.

(56) **References Cited**

**U.S. PATENT DOCUMENTS**

D301,906	S	*	6/1989	Coolen	.....	D21/710
5,362,045	A	*	11/1994	Hammett et al.	.....	473/435
5,580,048	A	*	12/1996	Mullen et al.	.....	473/435
D444,520	S	*	7/2001	O'Malley	.....	D21/727
6,328,664	B1	*	12/2001	Hammett	.....	473/422
2006/0063615	A1	*	3/2006	Richardson et al.	.....	473/446

**OTHER PUBLICATIONS**

Sweet Hockey, Passmaster\_passing\_trainer, obtained from Internet, <http://www.sweethockey.com/page/show/58618-passmaster-passing-trainer>, date unknown, 3 pages.

Tape 2 Tape Passer, Obtained from Internet, [http://www.hockeyshot.com/Tape\\_2\\_Tape\\_Passer\\_p/passing-aid-004.htm](http://www.hockeyshot.com/Tape_2_Tape_Passer_p/passing-aid-004.htm), date unknown, 3 pages.

Hockey Training with the Ultimate Passer, Ultimate Passer, obtained from Internet, [http://www.snipersedge.com/The\\_Ultimate\\_Passer\\_s/25.htm](http://www.snipersedge.com/The_Ultimate_Passer_s/25.htm), date unknown, 2 pages.

\* cited by examiner

*Primary Examiner*—Mitchell I Siegel

(74) *Attorney, Agent, or Firm*—Thompson Coburn LLP; Matthew J. Himich

(57) **CLAIM**

The ornamental design for a hockey passing device, as shown and described.

**DESCRIPTION**

FIG. 1 is a top view of a hockey passing device showing one embodiment of our new design;

FIG. 2 is a bottom view of the hockey passing device of FIG. 1;

FIG. 3 is a front view of the hockey passing device of FIG. 1;

FIG. 4 is a rear view of the hockey passing device of FIG. 1;


FIG. 5 is a side view of the hockey passing device of FIG. 1;

FIG. 6 is a side view of the hockey passing device of FIG. 1 from a direction opposite to that of FIG. 5; and,

FIG. 7 is a perspective view of the hockey passing device of FIG. 1.

The figures show views of the design shaded to illustrate surface curvature.

**1 Claim, 2 Drawing Sheets**



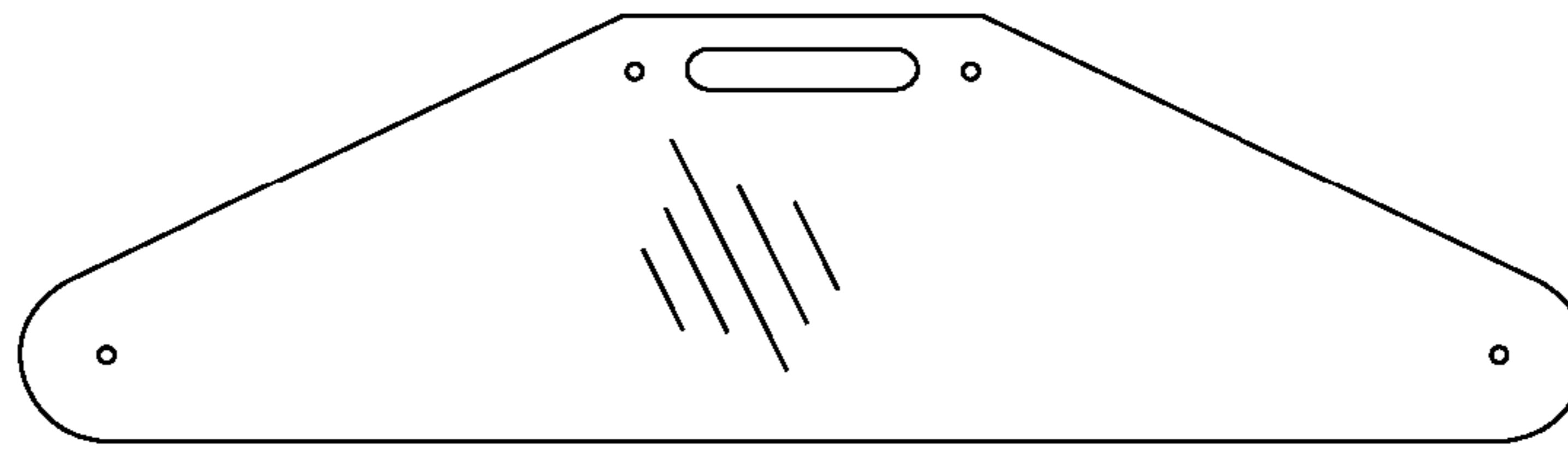


FIG. 1

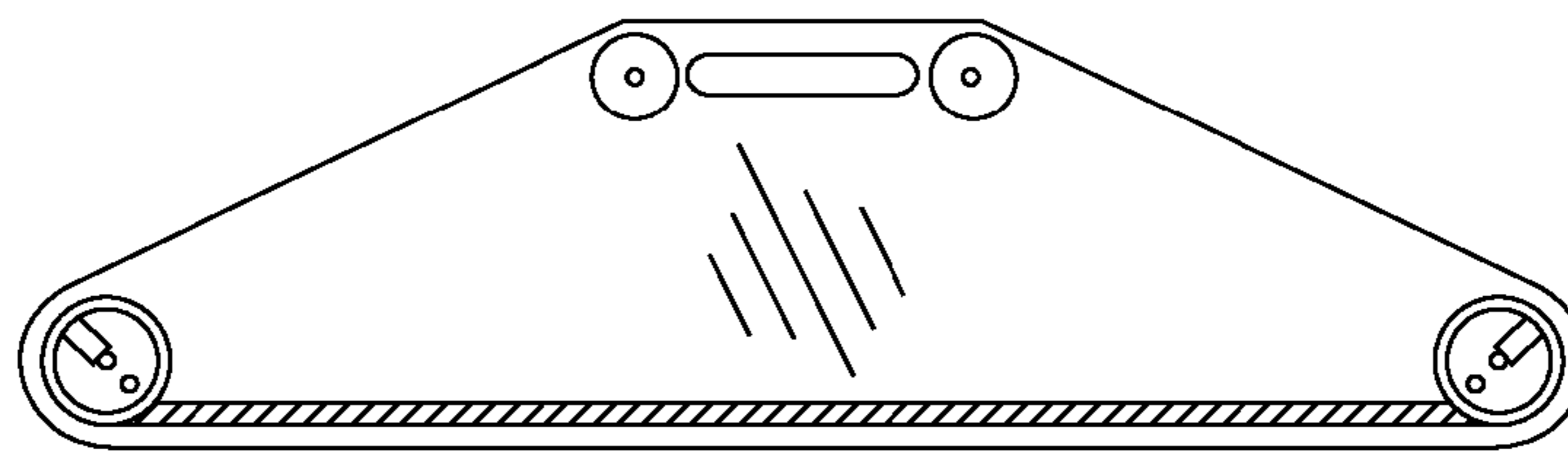


FIG. 2

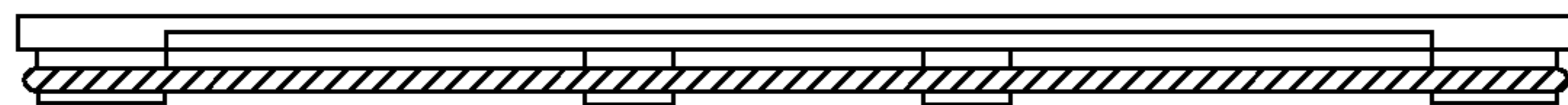


FIG. 3

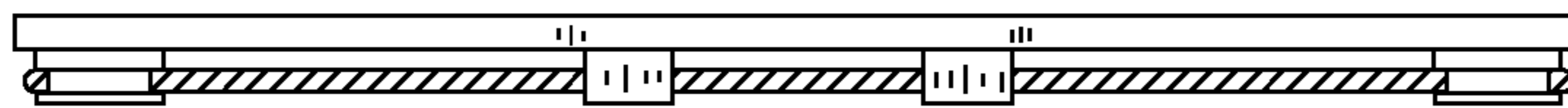


FIG. 4

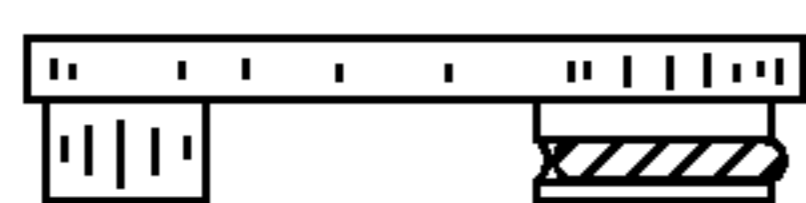


FIG. 5

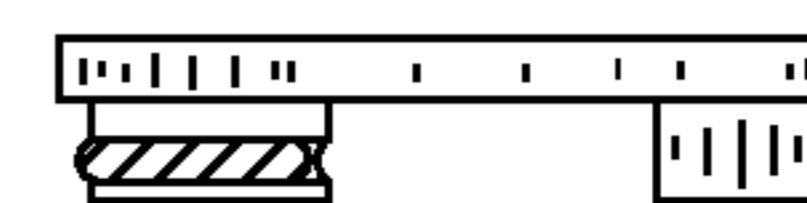


FIG. 6

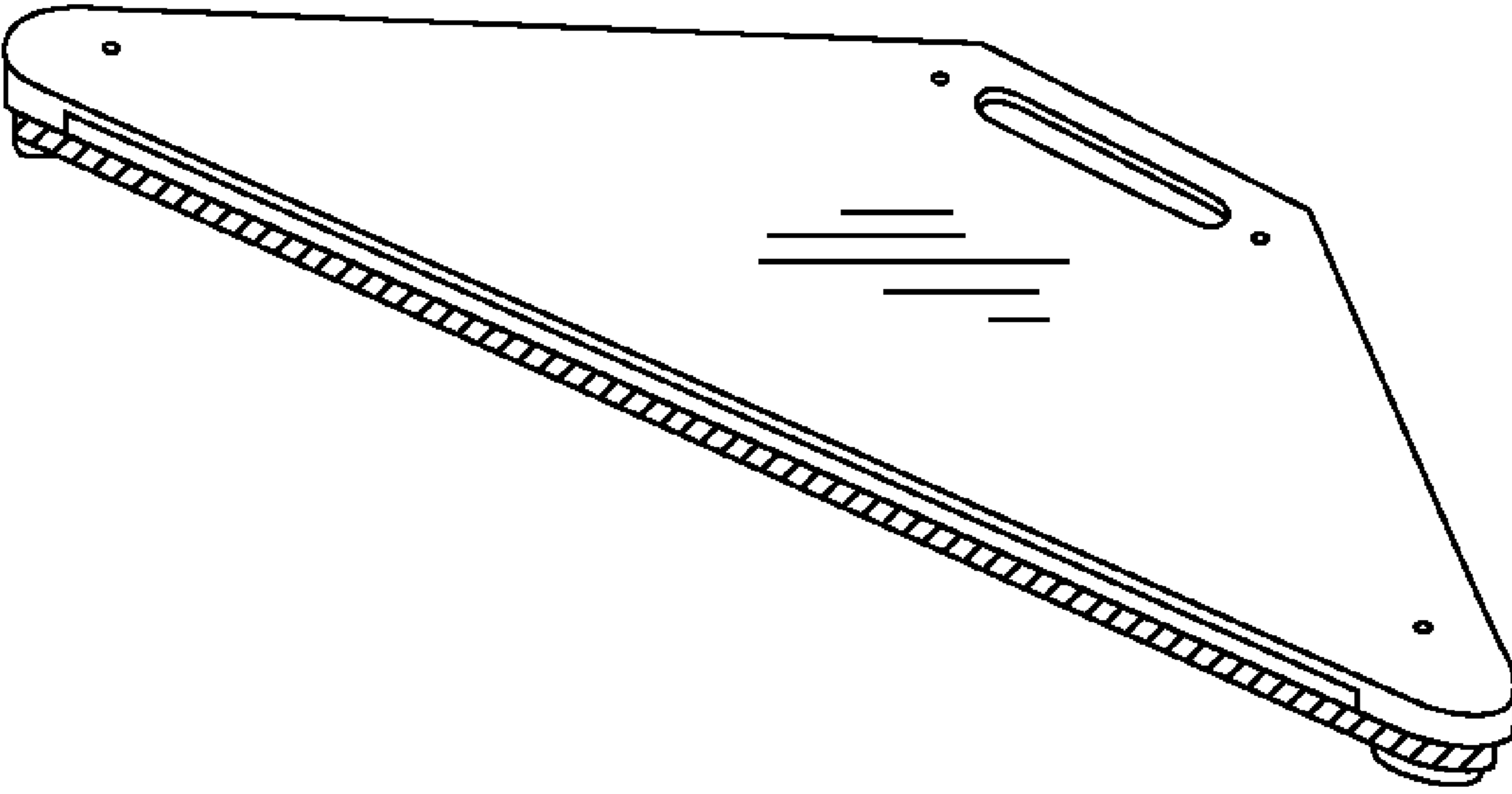


FIG. 7