



US00D628239S

(12) **United States Design Patent**  
**Yazawa**

(10) **Patent No.:** **US D628,239 S**

(45) **Date of Patent:** **\*\* Nov. 30, 2010**

(54) **BALLPOINT PEN**

(75) Inventor: **Teruya Yazawa**, Tokyo (JP)

(73) Assignee: **Zebra Co., Ltd.**, Tokyo (JP)

(\*\*) Term: **14 Years**

(21) Appl. No.: **29/339,730**

(22) Filed: **Jul. 7, 2009**

(30) **Foreign Application Priority Data**

Feb. 18, 2009 (JP) ..... 2009-003200

(51) **LOC (9) Cl.** ..... **19-06**

(52) **U.S. Cl.** ..... **D19/47**

(58) **Field of Classification Search** ..... D19/35,  
D19/36, 41–51, 53–57; 24/11 R, 11 F, 11 P;  
401/52, 99, 100, 104–109, 192, 195, 196  
See application file for complete search history.

(56) **References Cited**

**U.S. PATENT DOCUMENTS**

D239,037 S *	3/1976	Yanal	.....	D27/146
D254,912 S *	5/1980	Ito	.....	D19/48
D260,531 S *	9/1981	Della Beffa	.....	D19/47
D355,439 S *	2/1995	Hollington	.....	D19/43
D398,934 S *	9/1998	Veillon	.....	D19/51
D409,657 S *	5/1999	Veillon et al.	.....	D19/43
D452,878 S *	1/2002	Candelora et al.	.....	D19/43
D458,305 S *	6/2002	Iwase et al.	.....	D19/43
D506,500 S *	6/2005	Qiu	.....	D19/43
D510,598 S *	10/2005	Qiu	.....	D19/43
D540,866 S *	4/2007	Qiu	.....	D19/48
D566,179 S *	4/2008	Qiu et al.	.....	D19/51

D579,496 S *	10/2008	Qiu et al.	.....	D19/48
D591,348 S *	4/2009	Yu et al.	.....	D19/49
D603,452 S *	11/2009	Rolion et al.	.....	D19/50
D603,901 S *	11/2009	Rolion et al.	.....	D19/57
D610,617 S *	2/2010	Zhang	.....	D19/50
D611,535 S *	3/2010	Shimizu	.....	D19/48
D612,428 S *	3/2010	Keda	.....	D19/57

\* cited by examiner

*Primary Examiner*—Elizabeth A Albert

(74) *Attorney, Agent, or Firm*—Muncy, Geissler, Olds & Lowe, PLLC

(57) **CLAIM**

The ornamental design for a ballpoint pen, as shown and described.

**DESCRIPTION**

FIG. 1 is a front elevational view of a ballpoint pen showing our new design;

FIG. 2 is a back view of thereof;

FIG. 3 is a left side elevational view of thereof;

FIG. 4 is a right side elevational view thereof;

FIG. 5 is a top view thereof;

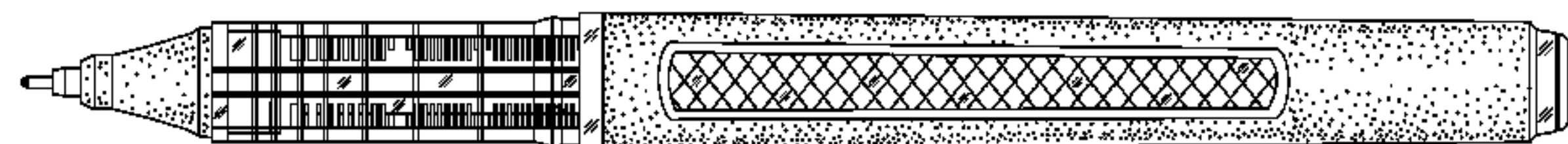
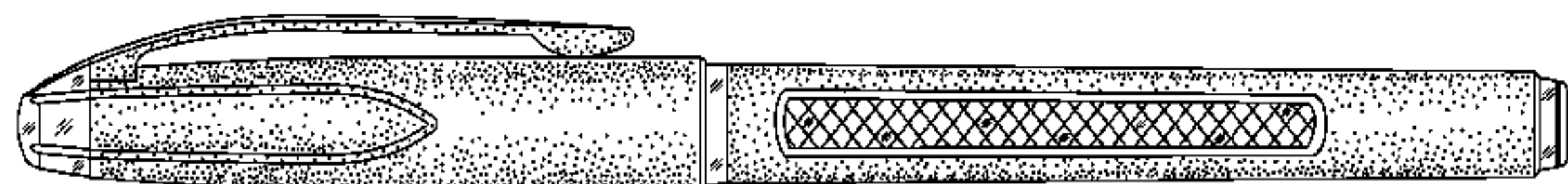
FIG. 6 is a bottom view thereof;

FIG. 7 is a perspective view thereof; and,

FIG. 8 is a front elevational view pen shown separately without the cap for convenience, the back top and bottom views being the same as the front view.

The stippling shown on the ball point pen represents shading and forms no part of the claimed design.

**1 Claim, 8 Drawing Sheets**



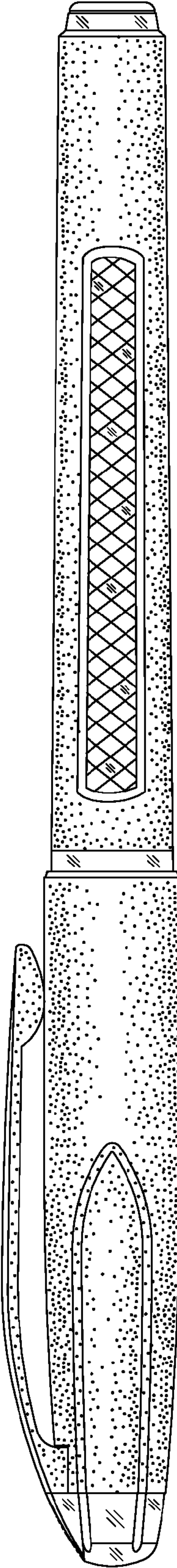


Fig. 1


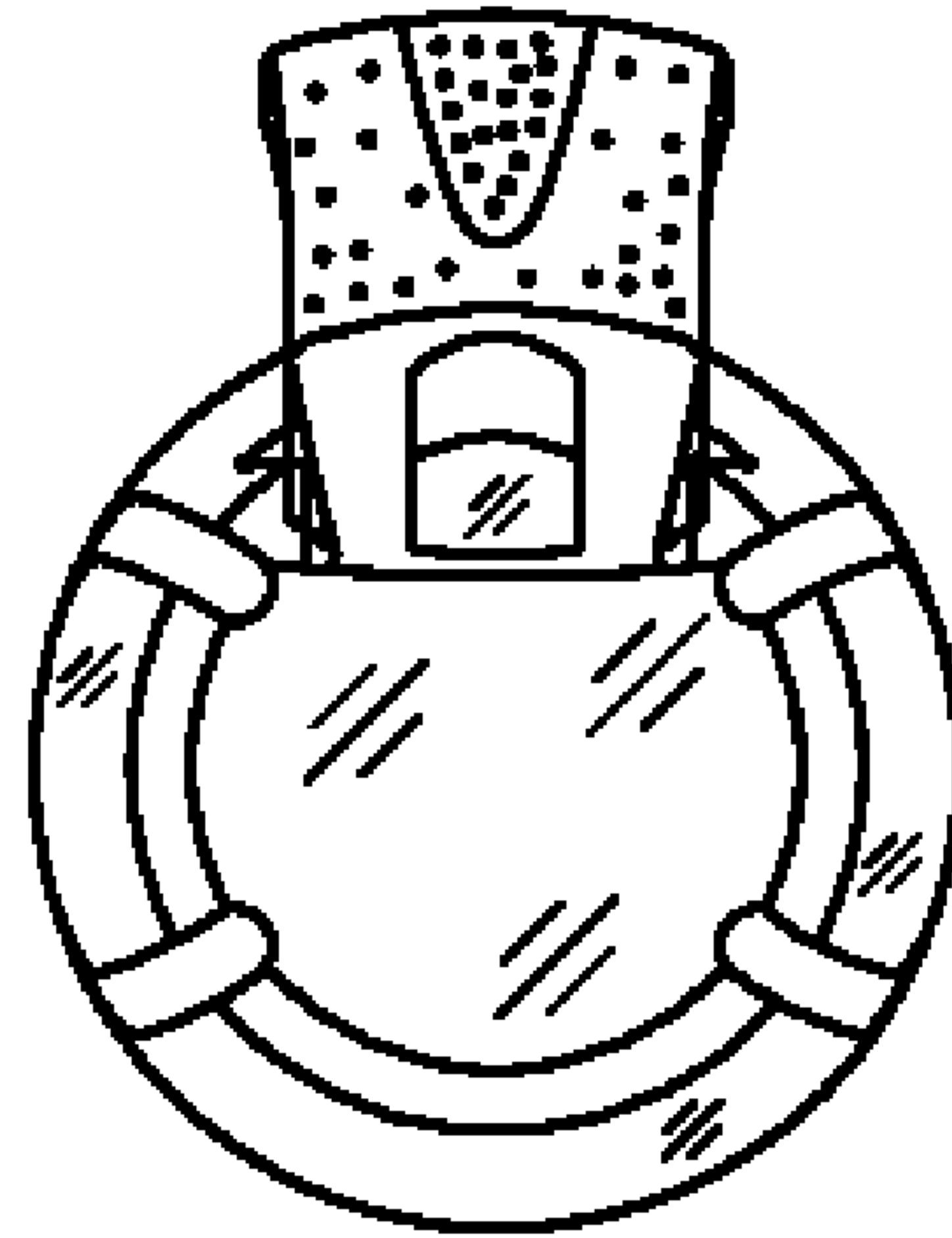
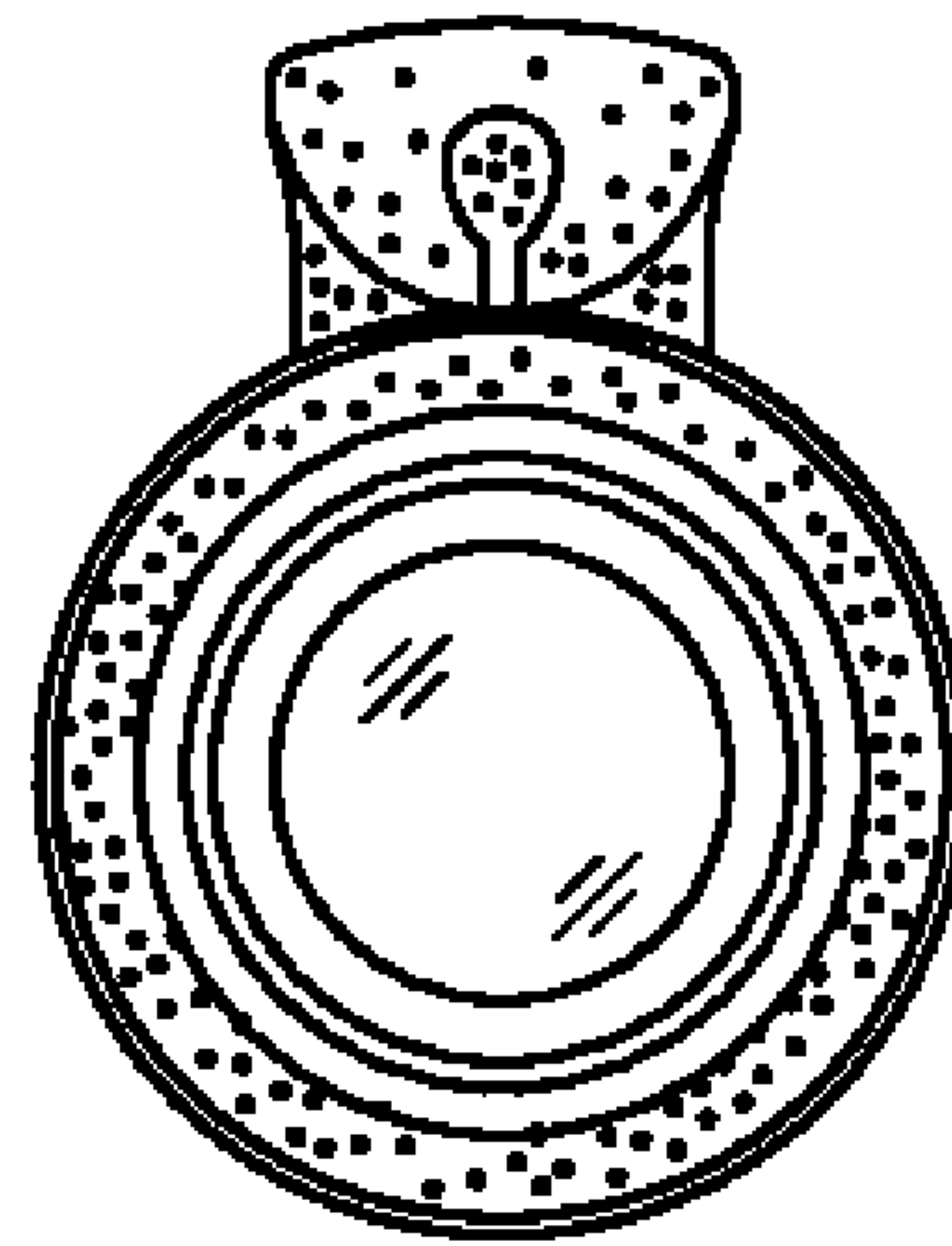


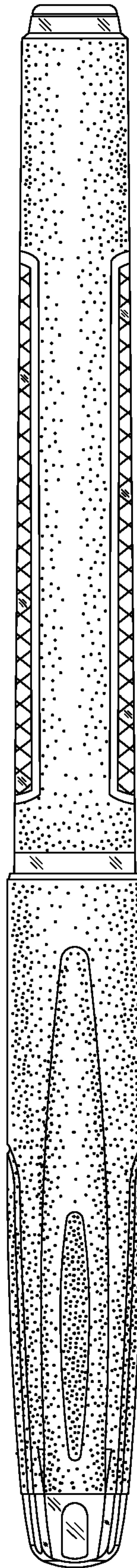
Fig. 2

*Fig. 3*



*Fig. 4*





*Fig. 5*

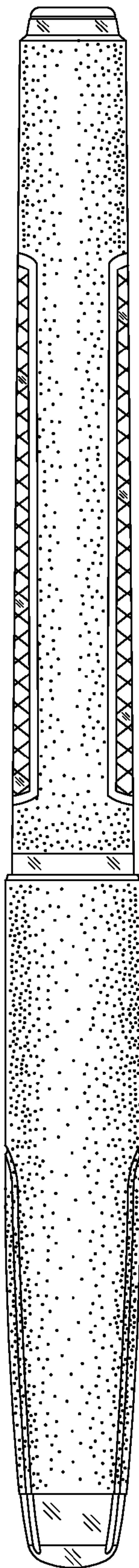


Fig. 6



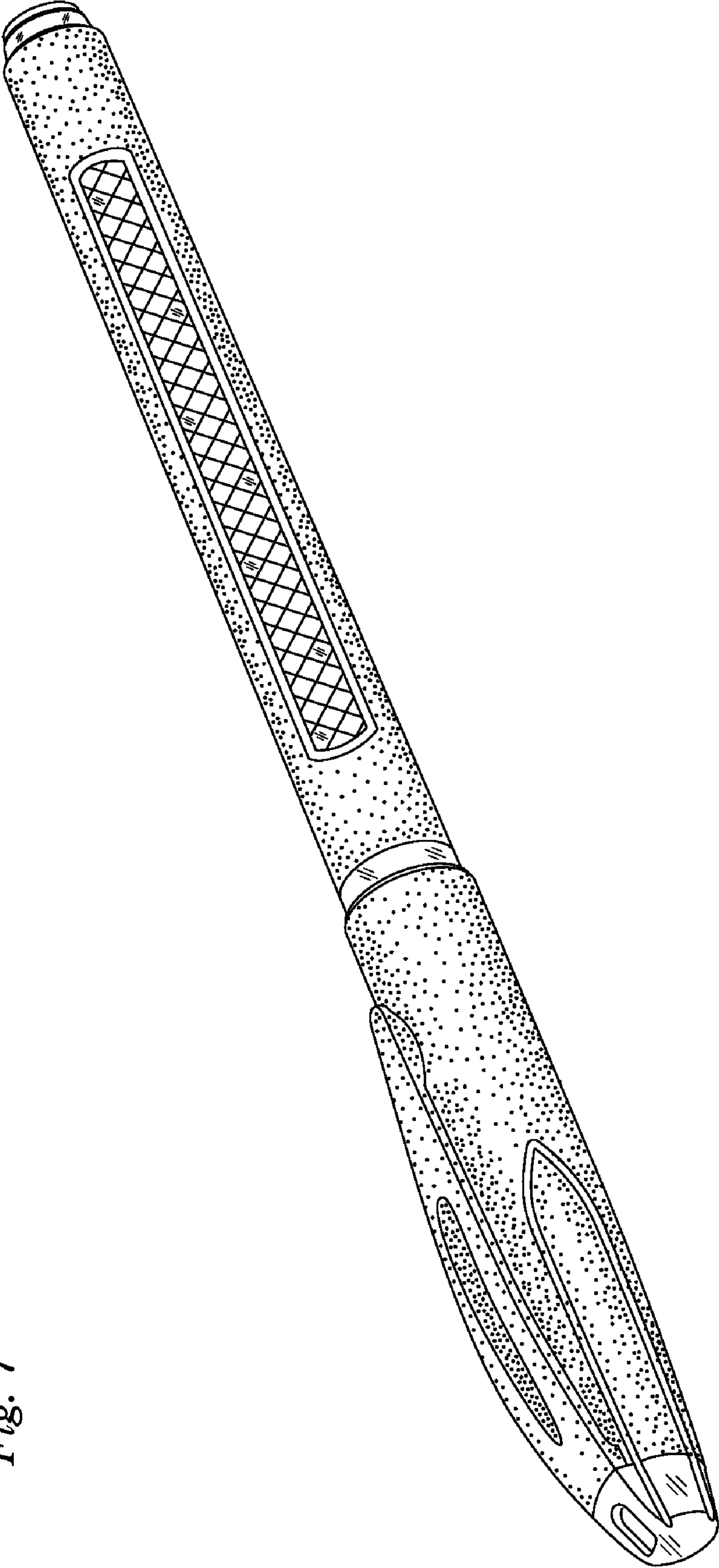


Fig. 7



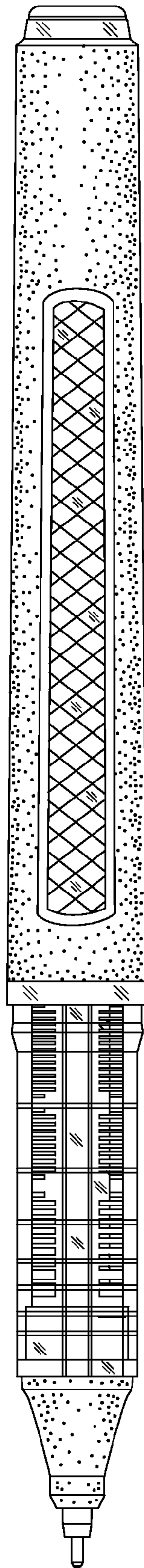


Fig. 8