



US00D628238S

(12) **United States Design Patent**
Mead

(10) **Patent No.:** **US D628,238 S**

(45) **Date of Patent:** **** Nov. 30, 2010**

(54) **FOLDER**

(74) *Attorney, Agent, or Firm*—Thomas L. Adams

(76) Inventor: **Jennifer Mead**, 132 Sunrise Dr.,
Whippany, NJ (US) 07981

(57) **CLAIM**

The ornamental design for folder, as shown and described.

(**) Term: **14 Years**

DESCRIPTION

(21) Appl. No.: **29/355,875**

FIG. 1 is a front perspective view of a first embodiment of a folder showing my new design;

(22) Filed: **Feb. 16, 2010**

FIG. 2 is a front elevational view thereof;

(51) **LOC (9) Cl.** **19-04**

FIG. 3 is a right side elevational view thereof, the left side elevational view being a mirror image thereof;

(52) **U.S. Cl.** **D19/26**

FIG. 4 is a top plan view thereof;

(58) **Field of Classification Search** D19/26–34,

D19/75, 78, 86, 88; D3/299, 301, 303; 281/15.1,

281/19.1, 29, 31, 38, 51; 493/210; 229/67.1,

229/70–72, 75; 283/63.1

See application file for complete search history.

FIG. 5 is a bottom plan view thereof;

FIG. 6 is a front perspective view of a second embodiment of a folder showing my new design;

(56) **References Cited**

U.S. PATENT DOCUMENTS

FIG. 7 is a front elevational view thereof;

FIG. 8 is a left side elevational view thereof;

2,677,376 A * 5/1954 Brunner 383/9

FIG. 9 is a right side elevational view thereof;

D175,389 S * 8/1955 Brunner D3/301

FIG. 10 is a top plan view thereof;

3,516,599 A * 6/1970 Buttery 229/72

FIG. 11 is a bottom plan view thereof;

D267,653 S * 1/1983 Miller et al. D19/26

FIG. 12 is a front perspective view of a third embodiment of a folder showing my new design;

D299,932 S * 2/1989 Beleckis D19/26

FIG. 13 is a front elevational view thereof;

D308,887 S * 6/1990 Wyant D19/26

FIG. 14 is a right side elevational view thereof, the left side elevational view being a mirror image thereof;

D312,275 S * 11/1990 Wyant D19/26

FIG. 15 is a top plan view thereof;

4,989,777 A * 2/1991 Miller 229/67.1

FIG. 16 is a bottom plan view thereof;

5,104,250 A * 4/1992 Pacione 402/75

FIG. 17 is a front perspective view of a fourth embodiment of a folder showing my new design;

5,141,485 A * 8/1992 Welt 493/210

FIG. 18 is a front elevational view thereof;

D344,407 S * 2/1994 Derrickson D3/303

FIG. 19 is a left side elevational view thereof;

D378,685 S * 4/1997 French et al. D19/33

FIG. 20 is a right side elevational view thereof;

5,913,540 A * 6/1999 Ong 281/31

FIG. 21 is a top plan view thereof; and,

6,079,614 A * 6/2000 Ho 229/67.1

FIG. 22 is a bottom plan view thereof.

6,116,651 A * 9/2000 Makofsky et al. 281/29

6,241,285 B1 * 6/2001 Duhr-Kravitz et al. 281/29

6,932,534 B2 * 8/2005 O'Hara 402/73

7,021,853 B2 * 4/2006 Hall et al. 402/73

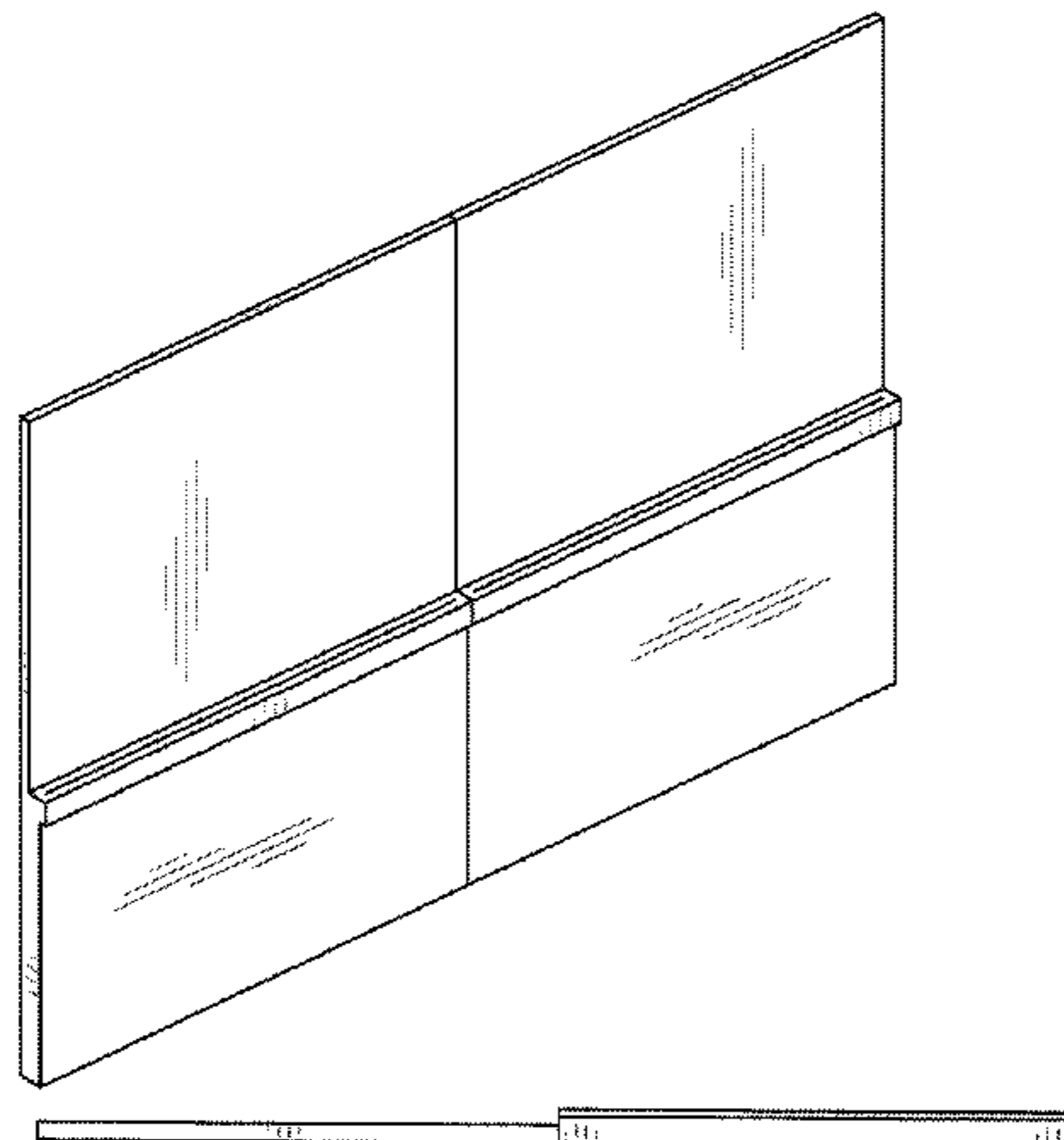
D530,093 S * 10/2006 Suppangig D3/299

7,153,254 B2 * 12/2006 Cordes 493/210

(Continued)

Primary Examiner—T. Chase Nelson
Assistant Examiner—Kathleen M Sims

1 Claim, 12 Drawing Sheets



US D628,238 S

Page 2

U.S. PATENT DOCUMENTS

D567,286 S *	4/2008	Takahashi	D19/33	2005/0261117 A1*	11/2005	Maier	493/210
D573,638 S *	7/2008	Takaghi	D19/26	2007/0210141 A1*	9/2007	Cosmano	229/76
D577,768 S *	9/2008	Takahashi	D19/27	2007/0228118 A1*	10/2007	Makofsky	229/67.1
2004/0066031 A1*	4/2004	Wong et al.	281/31	2009/0256346 A1*	10/2009	Brody	281/29
2005/0242566 A1*	11/2005	Cordes	281/29				

* cited by examiner

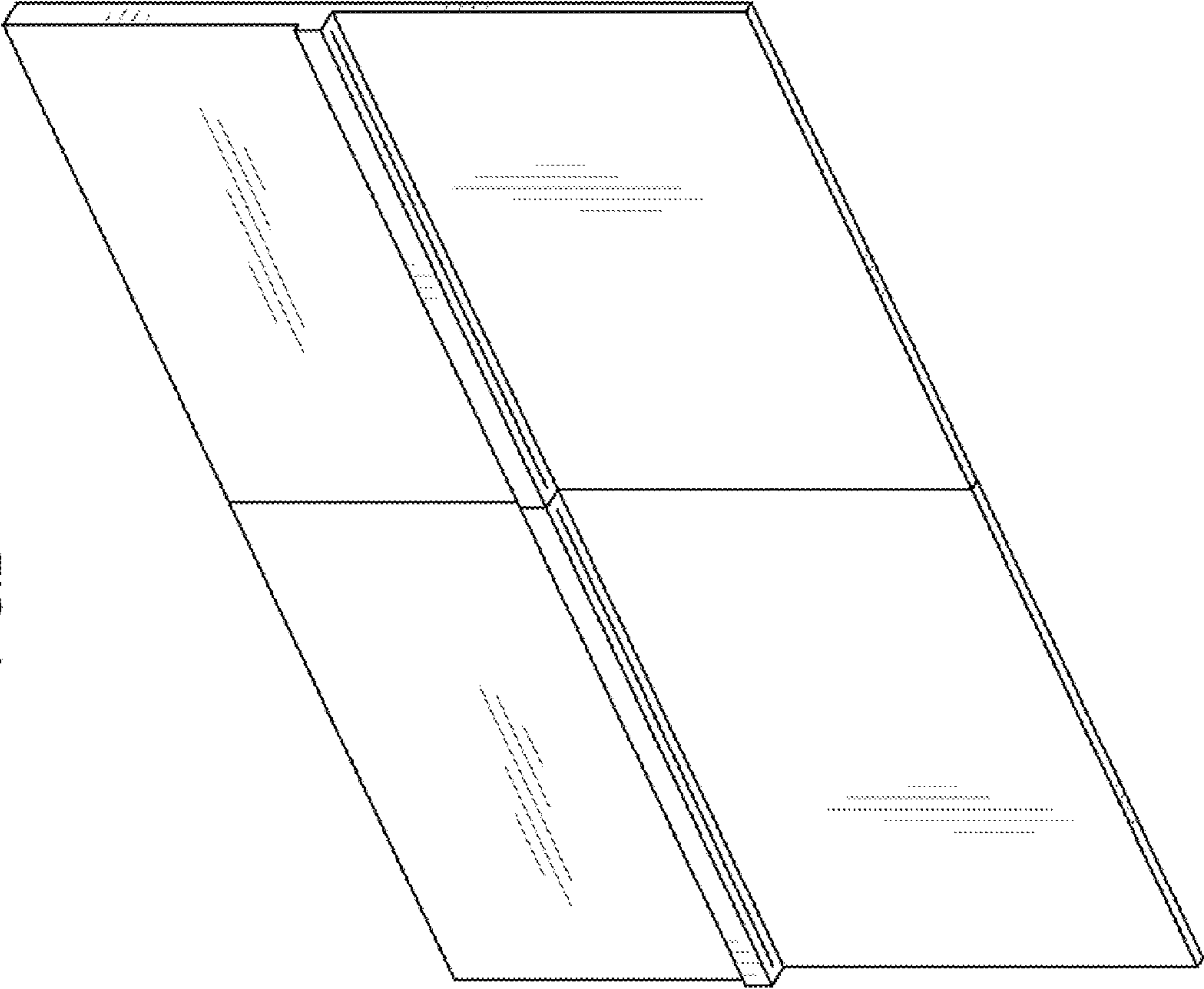


FIG. 1




FIG. 2




FIG. 3



FIG. 4



FIG. 5




FIG. 6




FIG. 7

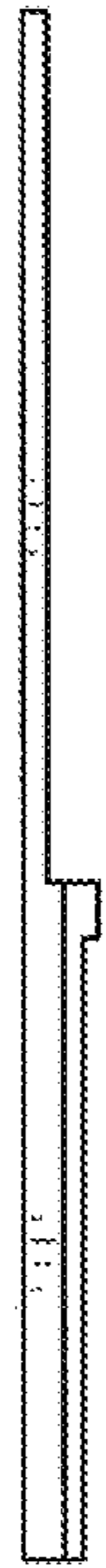


FIG. 8



FIG. 9

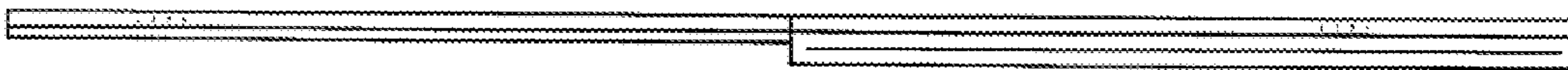


FIG. 10



FIG. 11

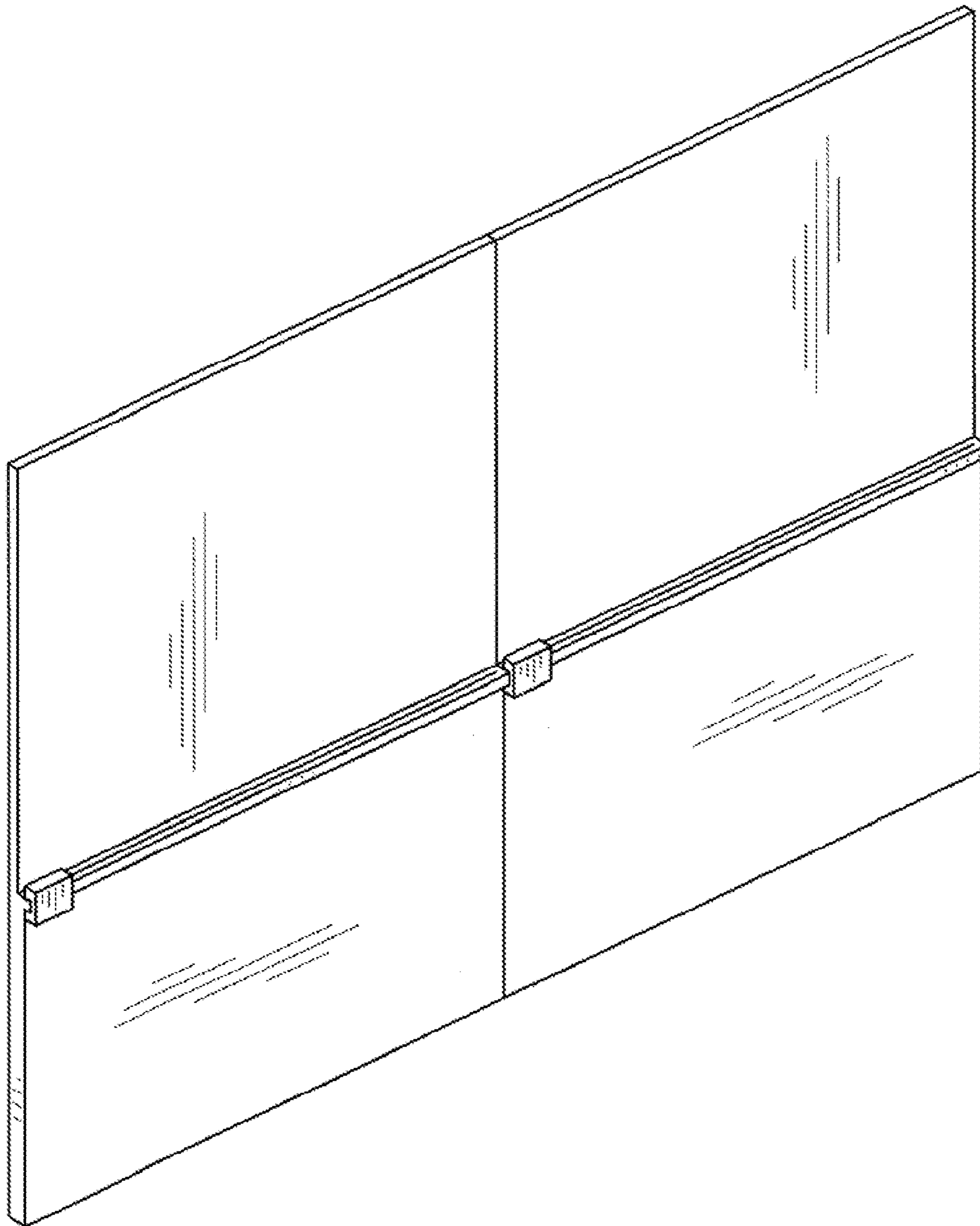


FIG. 12

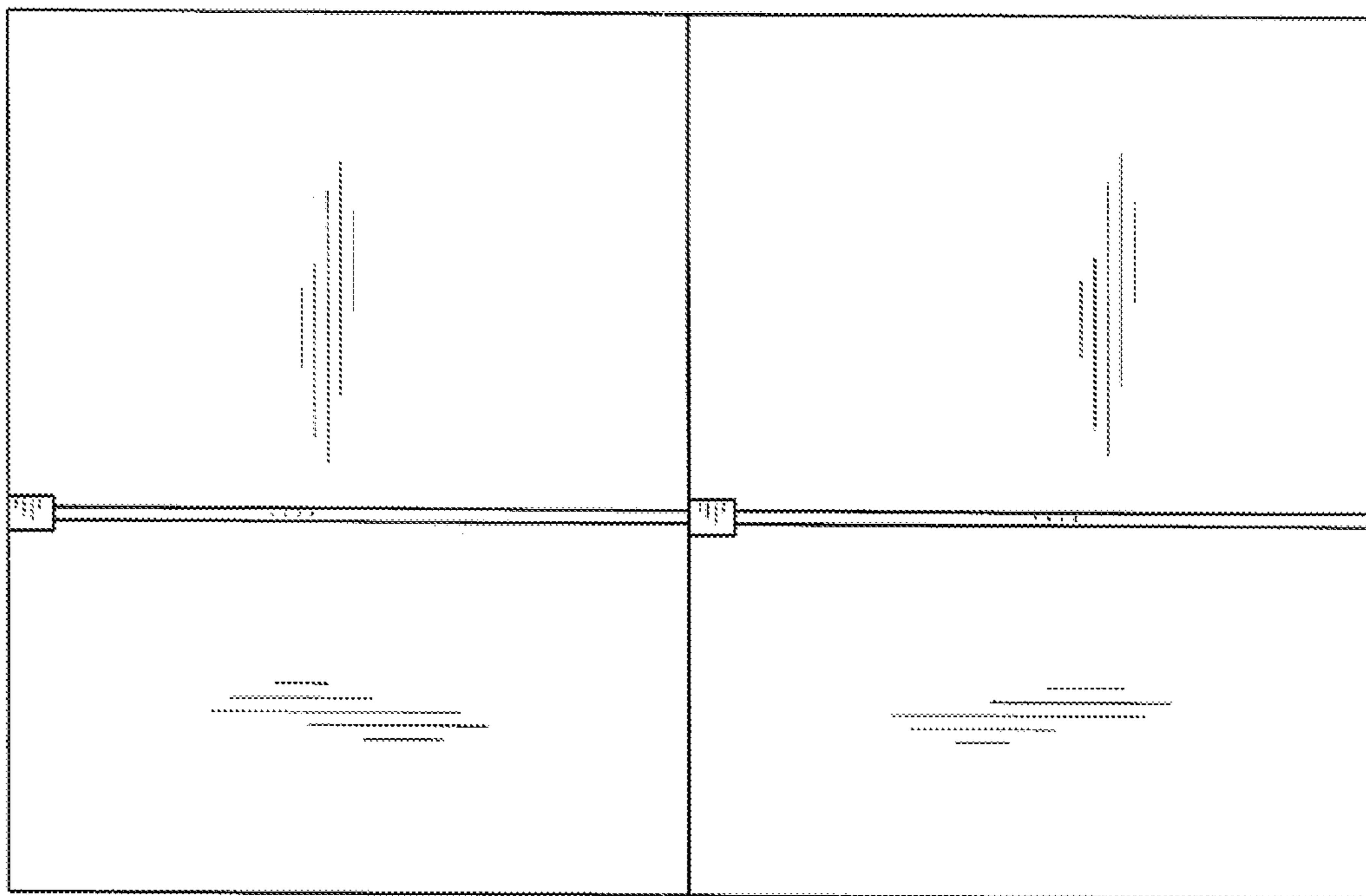


FIG. 13




FIG. 14

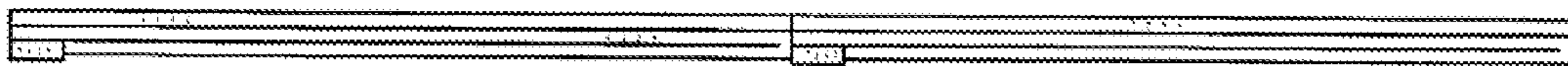


FIG. 15

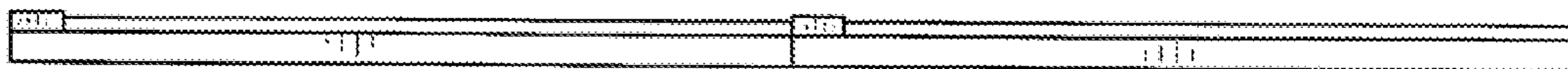


FIG. 16

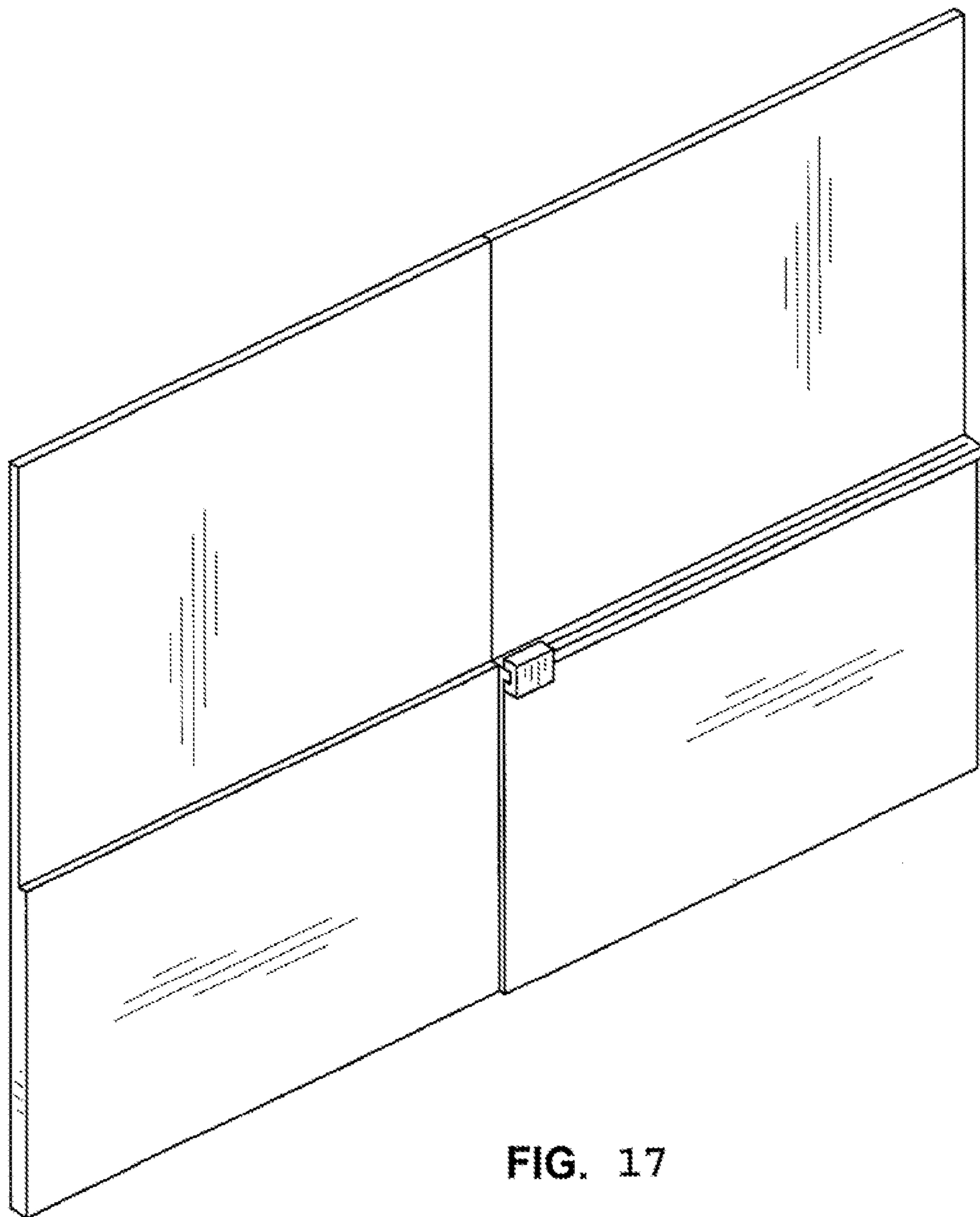


FIG. 17

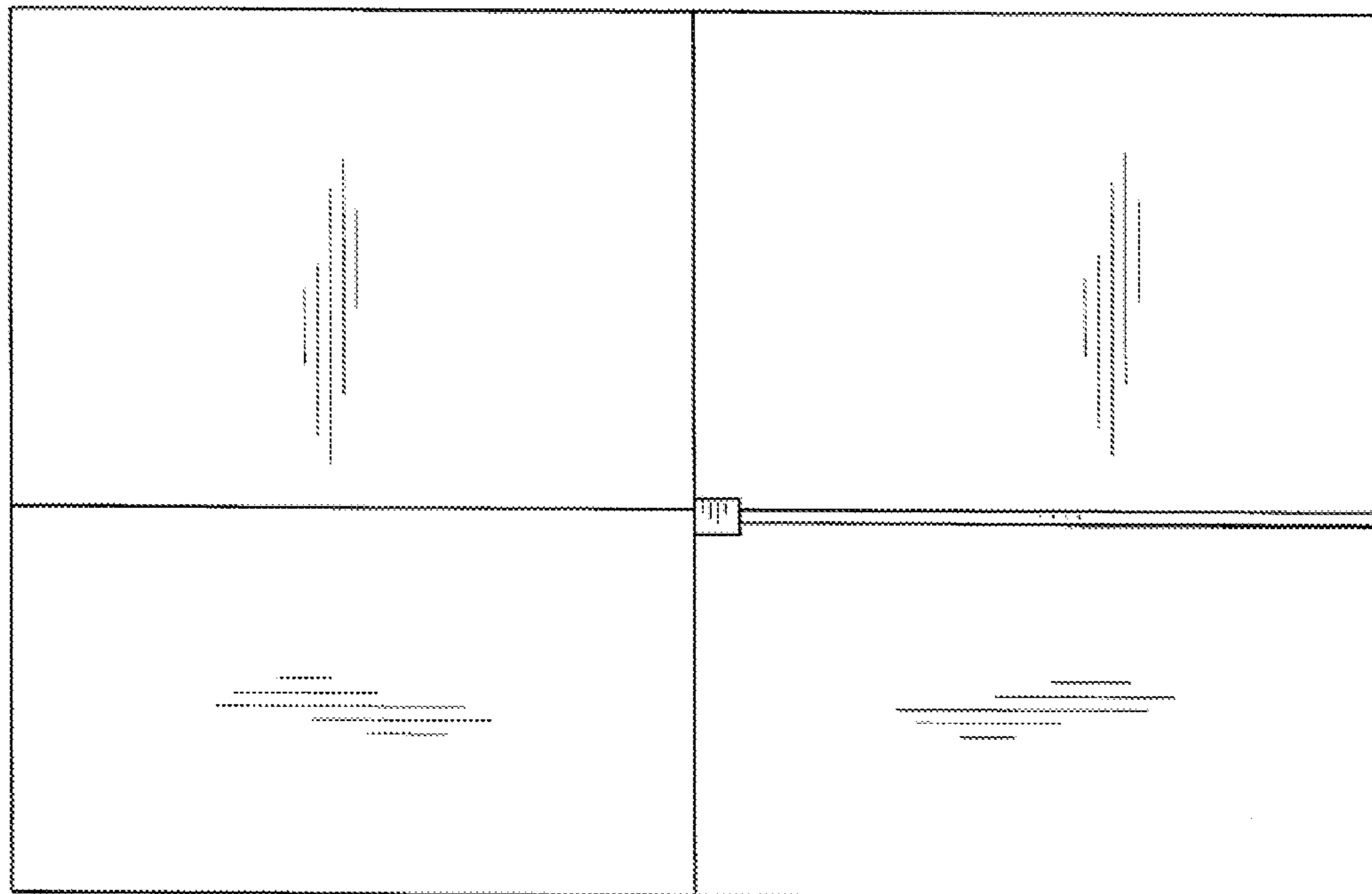


FIG. 18

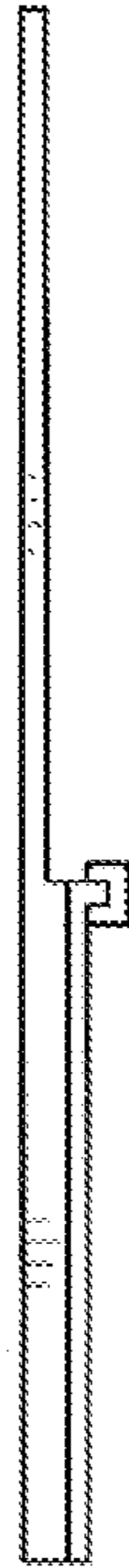


FIG. 19



FIG. 20



FIG. 21



FIG. 22