



US00D628233S

(12) **United States Design Patent**  
**Iglesias Rodriguez**

(10) **Patent No.:** **US D628,233 S**

(45) **Date of Patent:** **\*\* Nov. 30, 2010**

(54) **DRUM**

(76) **Inventor:** **Manuel Iglesias Rodriguez**, Don Orione  
1087, Victoria, Buenos Aires, BA (AR)  
1644

(\*\*) **Term:** **14 Years**

(21) **Appl. No.:** **29/351,516**

(22) **Filed:** **Dec. 7, 2009**

(51) **LOC (9) Cl.** ..... **17-04**

(52) **U.S. Cl.** ..... **D17/22**

(58) **Field of Classification Search** ..... D17/22,  
D17/24; D34/39; 84/411 R, 270; 984/150-151  
See application file for complete search history.

(56) **References Cited**

**U.S. PATENT DOCUMENTS**

D47,191 S *	4/1915	McTavish	.....	D34/39
2,546,452 A *	3/1951	Kmieliauskas	.....	84/412
3,680,425 A *	8/1972	Morena et al.	.....	84/411 R
D242,875 S *	12/1976	Clements et al.	.....	D17/22
D244,798 S *	6/1977	Fleck	.....	D17/22
D260,569 S *	9/1981	Zilbert	.....	D34/39
4,373,419 A *	2/1983	Tuttrup	.....	84/411 R
D288,696 S *	3/1987	Hoshino	.....	D17/22
D319,134 S *	8/1991	Przytulla	.....	D34/39
D344,385 S *	2/1994	Przytulla	.....	D34/39

5,405,044 A *	4/1995	Lee	.....	220/694
D359,830 S *	6/1995	Mikula et al.	.....	D34/39
5,596,892 A *	1/1997	Edgar et al.	.....	70/164
D399,033 S *	9/1998	Przytulla	.....	D34/39
5,816,702 A *	10/1998	Mays et al.	.....	366/228
D408,113 S *	4/1999	Hunter et al.	.....	D34/39
D446,541 S *	8/2001	Neptune	.....	D17/22
D516,269 S *	2/2006	Kurauchi	.....	D34/39
D571,851 S *	6/2008	Myers	.....	D17/22
7,446,250 B1 *	11/2008	van der Meulen	.....	84/411 R
7,547,836 B2 *	6/2009	Reed	.....	84/411 R
2006/0000340 A1 *	1/2006	Barakat	.....	84/411 R

\* cited by examiner

*Primary Examiner*—Mark A Goodwin

(74) *Attorney, Agent, or Firm*—Albert Bordas, P.A.

(57) **CLAIM**

The ornamental design for a drum, as shown and described.

**DESCRIPTION**

FIG. 1 is a top perspective view of a drum showing my new design;

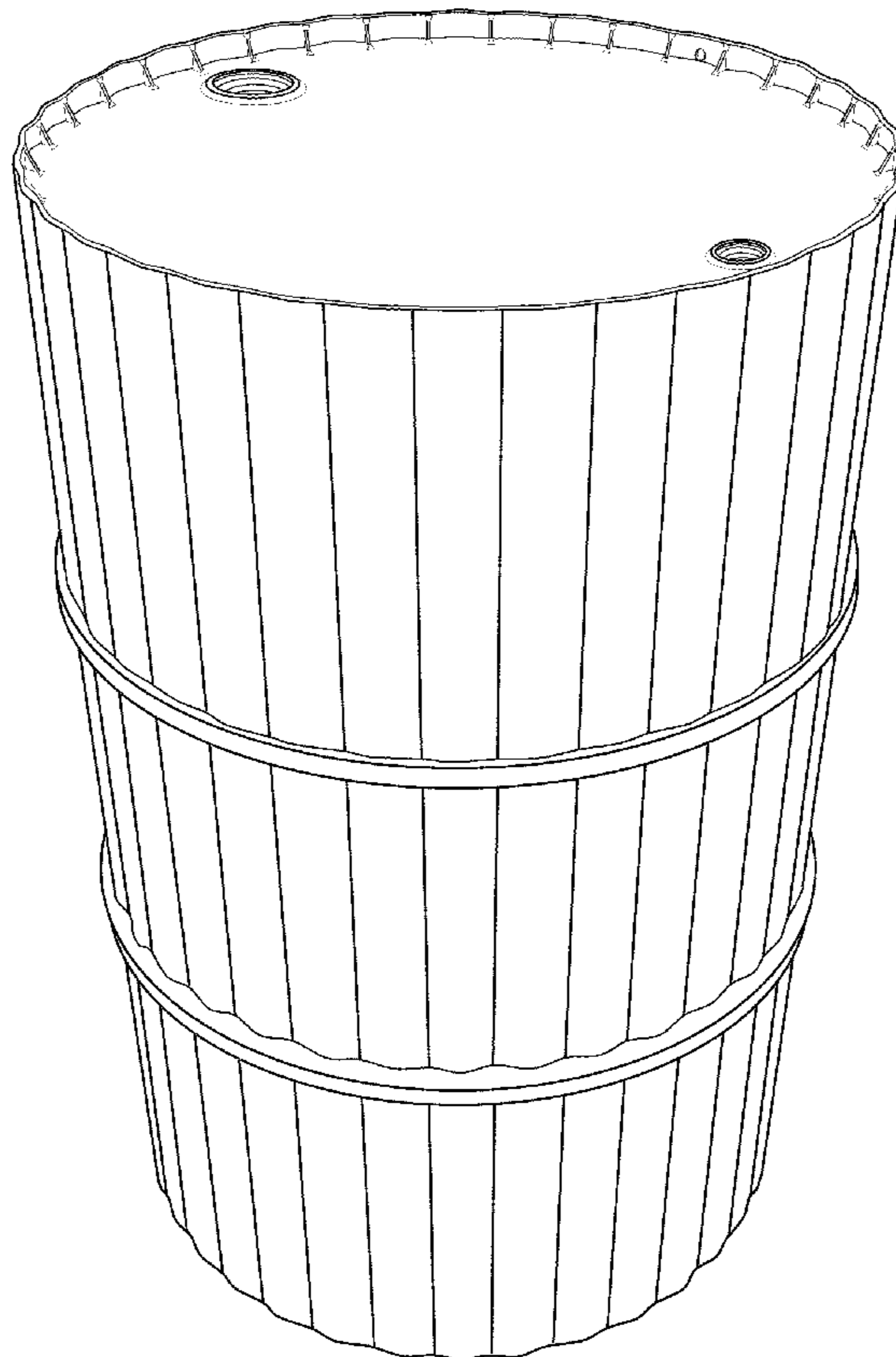
FIG. 2 is a bottom perspective view thereof;

FIG. 3 is a top plan view thereof;

FIG. 4 is a bottom plan view thereof; and,

FIG. 5 is a front perspective view thereof.

**1 Claim, 4 Drawing Sheets**



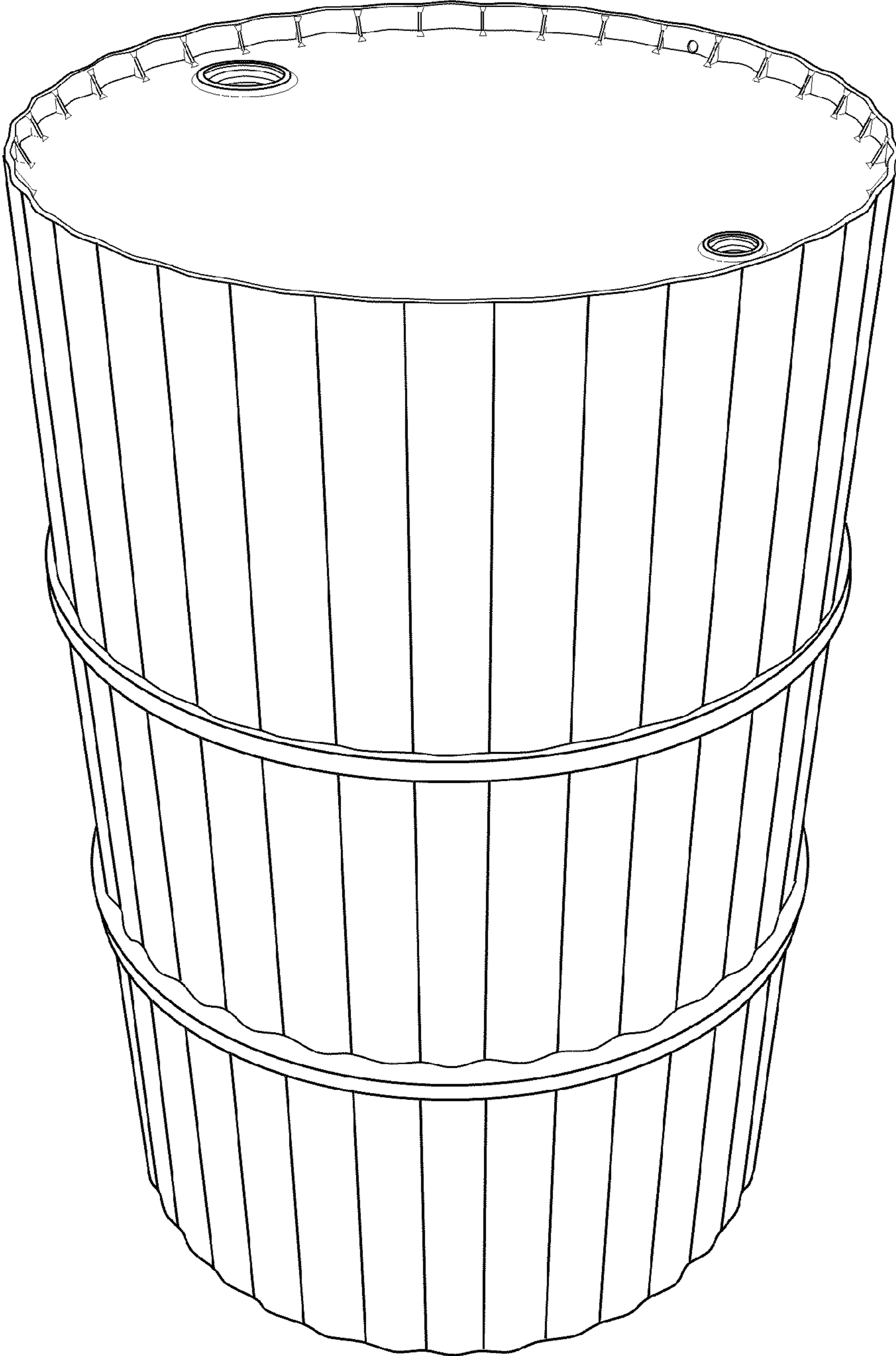


Fig. 1




Fig. 2

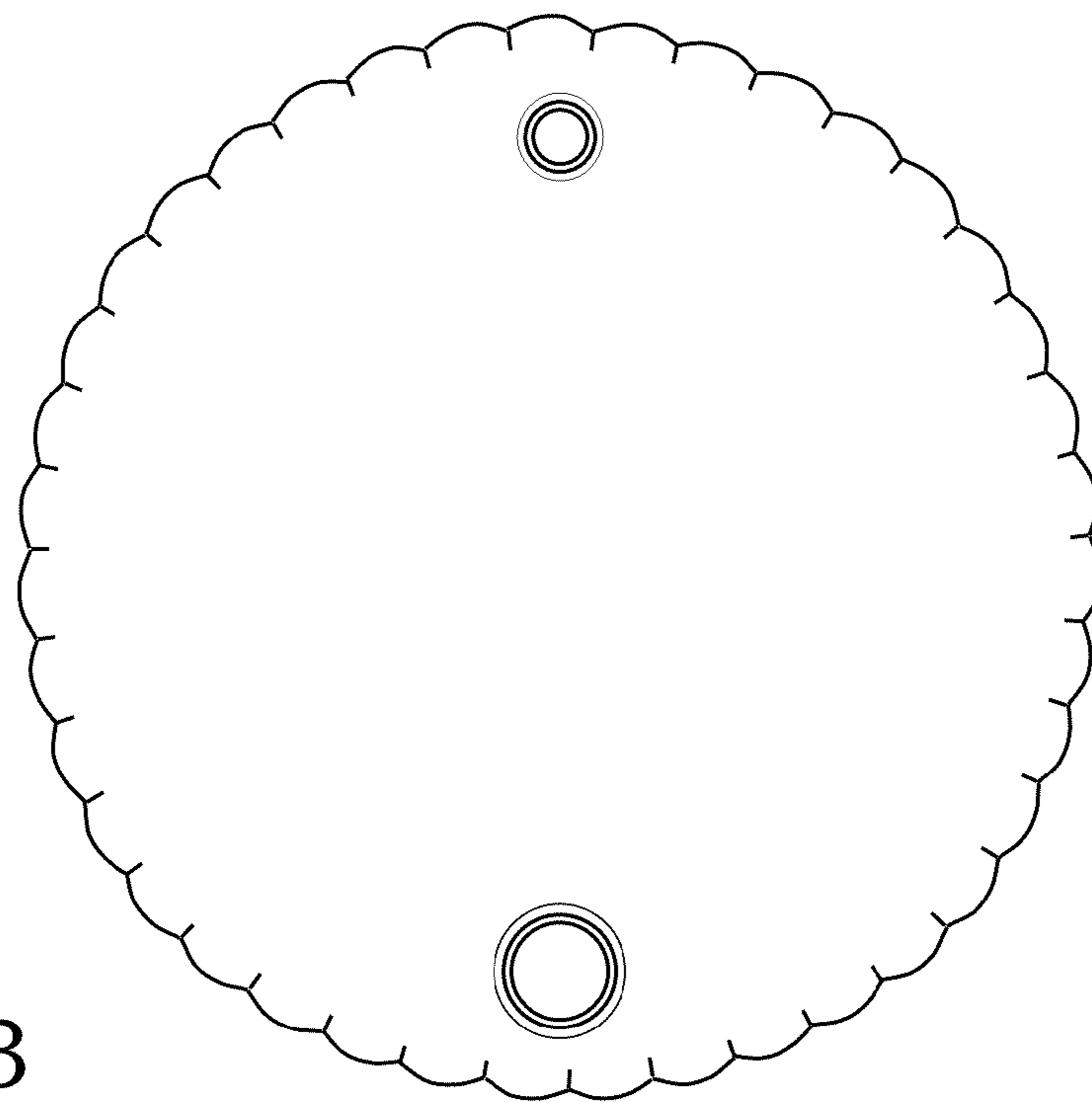


Fig. 3

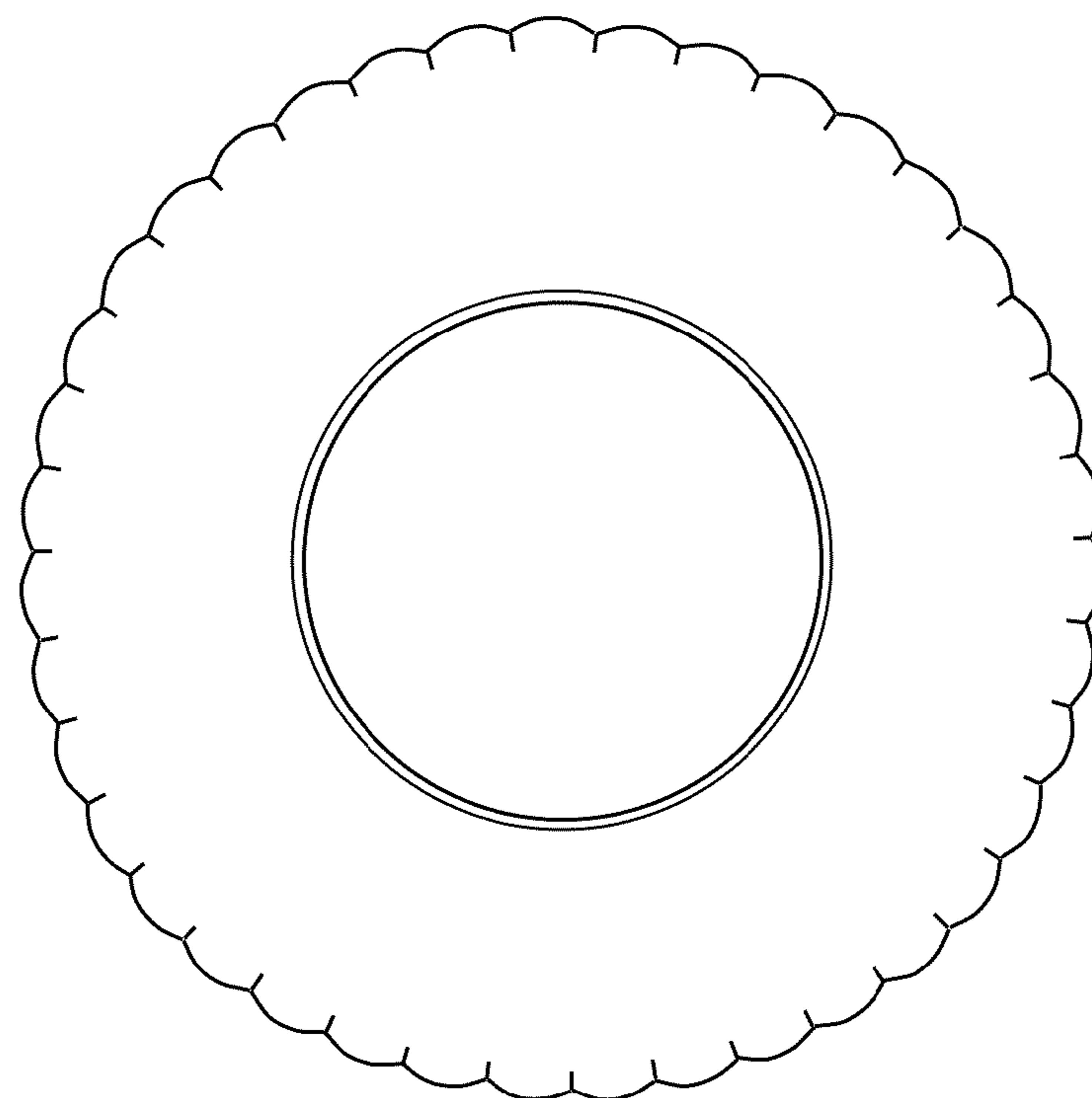


Fig. 4

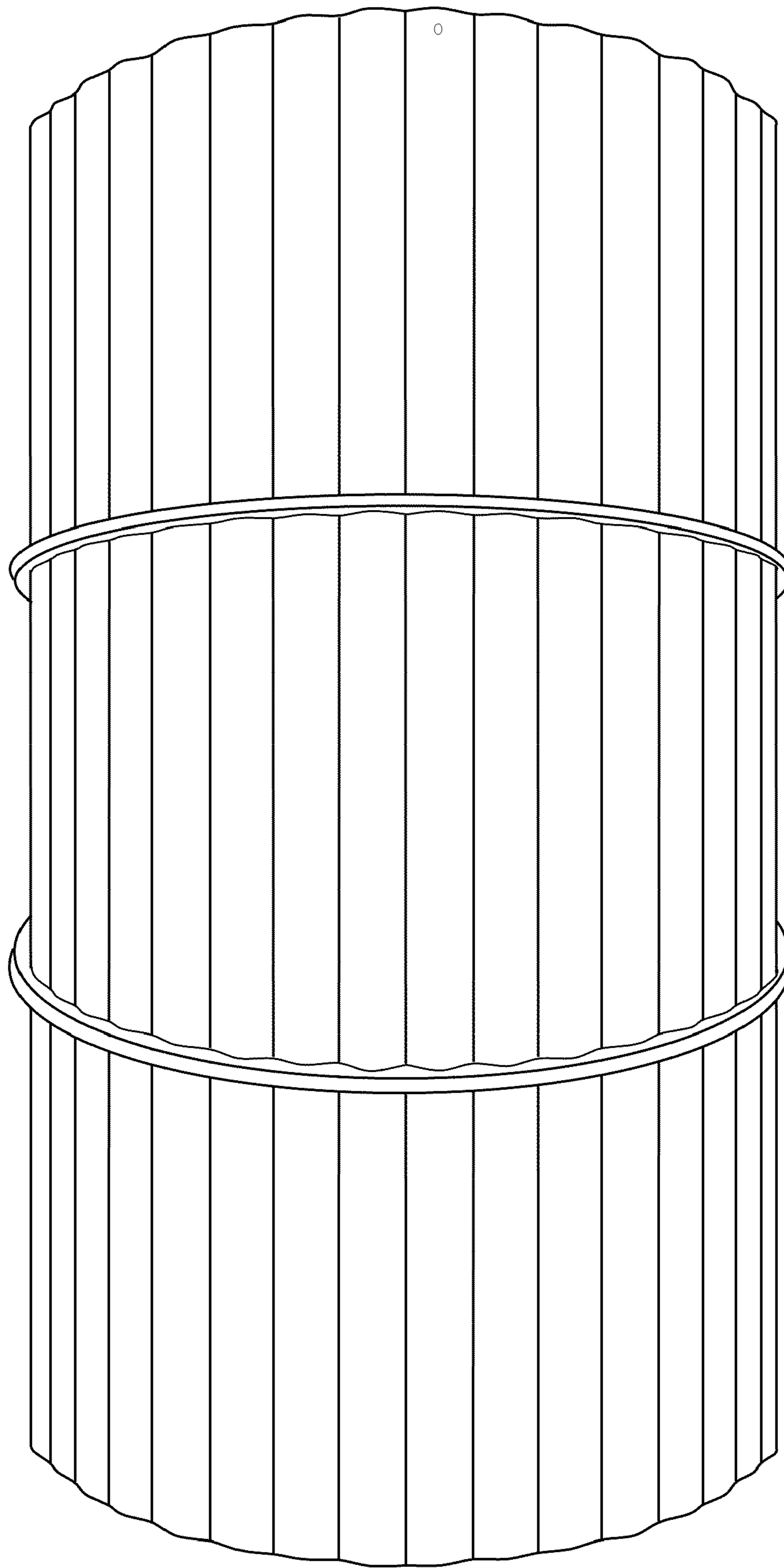


Fig. 5