



US00D628198S

(12) **United States Design Patent**
Fitch et al.

(10) **Patent No.:** **US D628,198 S**
(45) **Date of Patent:** **** Nov. 30, 2010**

(54) **HAND HELD COMPUTER TERMINAL**

(75) Inventors: **Timothy R. Fitch**, Syracuse, NY (US);
Jonathan T. Grunow, Indian Trail, NC (US)

(73) Assignee: **Hand Held Products, Inc.**, Skaneateles Falls, NY (US)

(**) Term: **14 Years**

(21) Appl. No.: **29/351,308**

(22) Filed: **Dec. 3, 2009**

(51) **LOC (9) Cl.** **14-02**

(52) **U.S. Cl.** **D14/347; D14/426**

(58) **Field of Classification Search** D14/341,
D14/342, 343, 344, 345, 346, 347, 426, 427,
D14/428, 430, 431, 496, 125, 126, 129, 130,
D14/137, 203.1, 203.3, 203.4, 203.5, 203.6,
D14/203.7, 138 R, 138 AA, 138 AB, 138 AC,
D14/138 C, 138 AD, 138 G; D21/324, 329,
D21/330, 331, 333; D18/7; D10/65; 455/556.1,
455/556.2, 575.4, 575.1; 345/901; 361/679.55,
361/679.56; 348/552; 379/428.01, 433.04,
379/433.12, 908, 910, 916; 235/462.43,
235/462.45, 472.01

See application file for complete search history.

(56) **References Cited**

U.S. PATENT DOCUMENTS

D467,918 S * 12/2002 Fitch et al. D14/347
D490,422 S * 5/2004 Iwama et al. D14/346
D497,160 S * 10/2004 Nagao et al. D14/346
D518,043 S * 3/2006 Barness et al. D14/346
D531,177 S * 10/2006 Okanoya et al. D14/346
D556,750 S * 12/2007 Fitch et al. D14/346

D558,760 S * 1/2008 Fitch et al. D14/346
D579,018 S * 10/2008 Su et al. D14/426
D615,085 S * 5/2010 Ma et al. D14/346
2008/0297479 A1 * 12/2008 Yeh 345/169

* cited by examiner

Primary Examiner—Angela J Lee

(74) *Attorney, Agent, or Firm*—Marjama Muldoon Blasiak & Sullivan LLP

(57) **CLAIM**

The ornamental design for a hand held computer terminal, as shown and described.

DESCRIPTION

FIG. 1 is a top perspective view of a hand held computer terminal according to the invention;

FIG. 2 is a bottom perspective view of the hand held computer terminal of FIG. 1;

FIG. 3 is a first side view of the hand held computer terminal of FIG. 1;

FIG. 4 is a top view of the hand held computer terminal of FIG. 1;

FIG. 5 is a second side view of the hand held computer terminal of FIG. 1;

FIG. 6 is a bottom view of the hand held computer terminal of FIG. 1;

FIG. 7 is a rear view of the hand held computer terminal of FIG. 1; and,

FIG. 8 is a front view of the hand held computer terminal of FIG. 1.

The broken line showing of unclaimed portions of the hand held computer terminal forms no part of the claimed design.

1 Claim, 8 Drawing Sheets

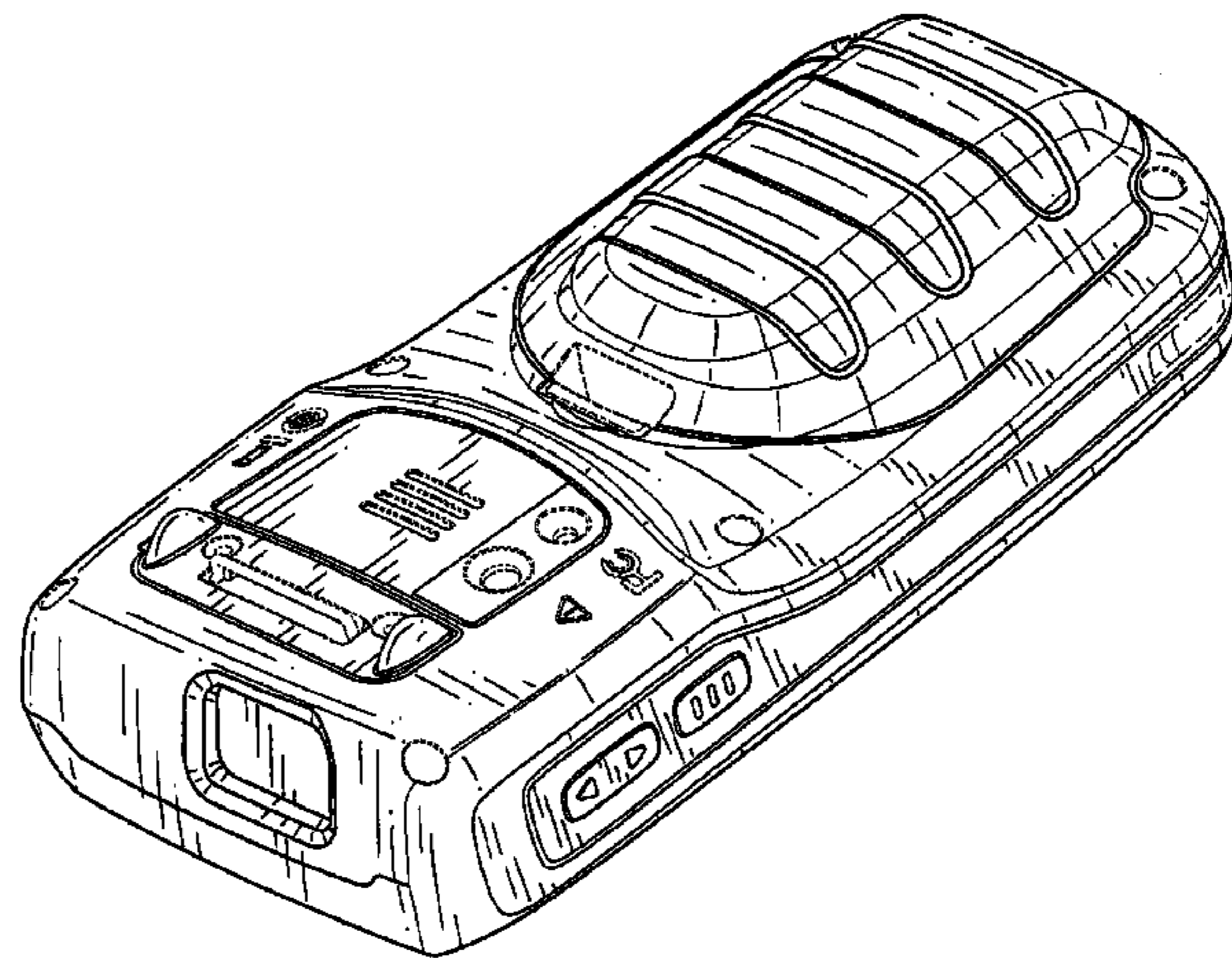



FIG. 1




FIG. 2

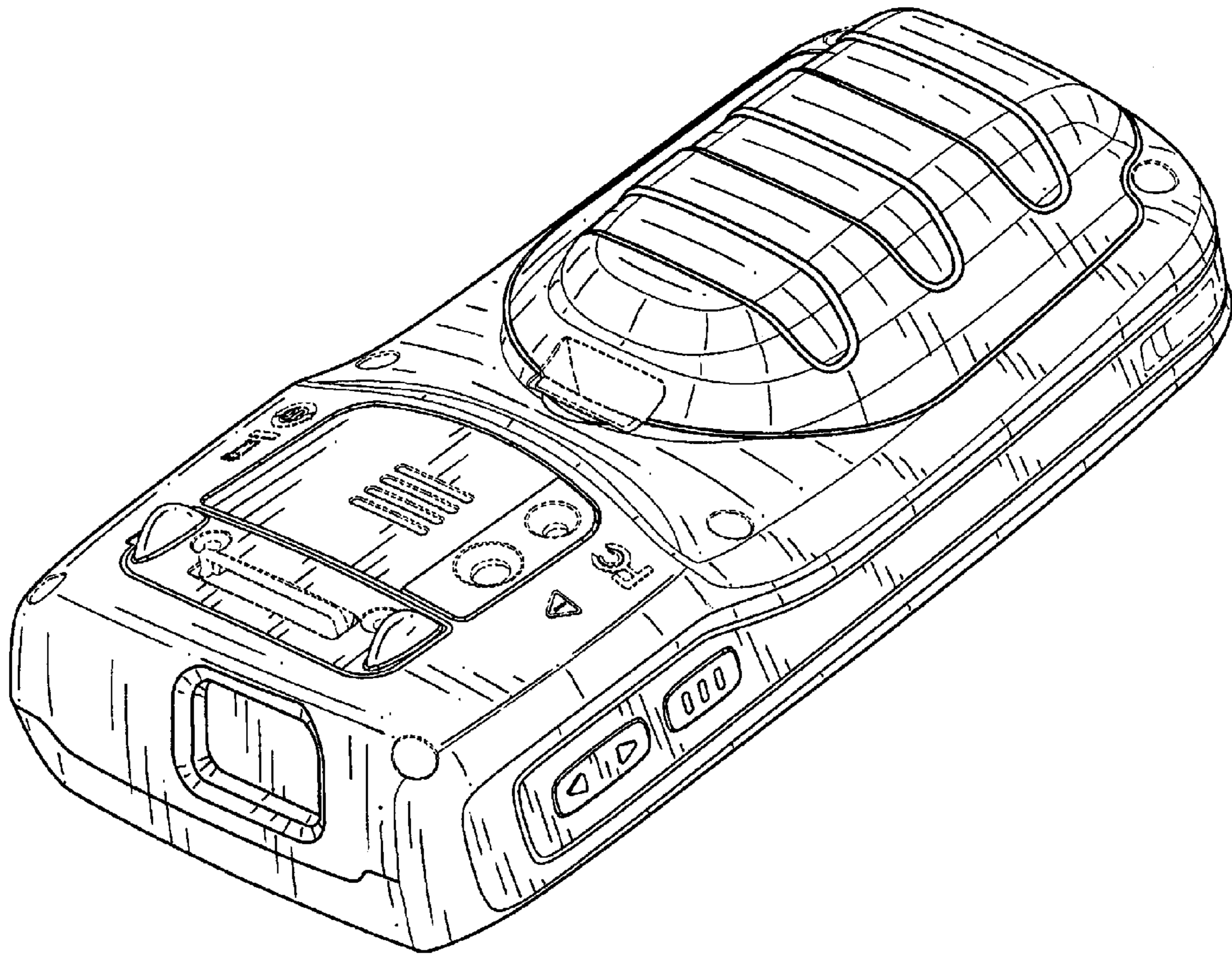


FIG. 3

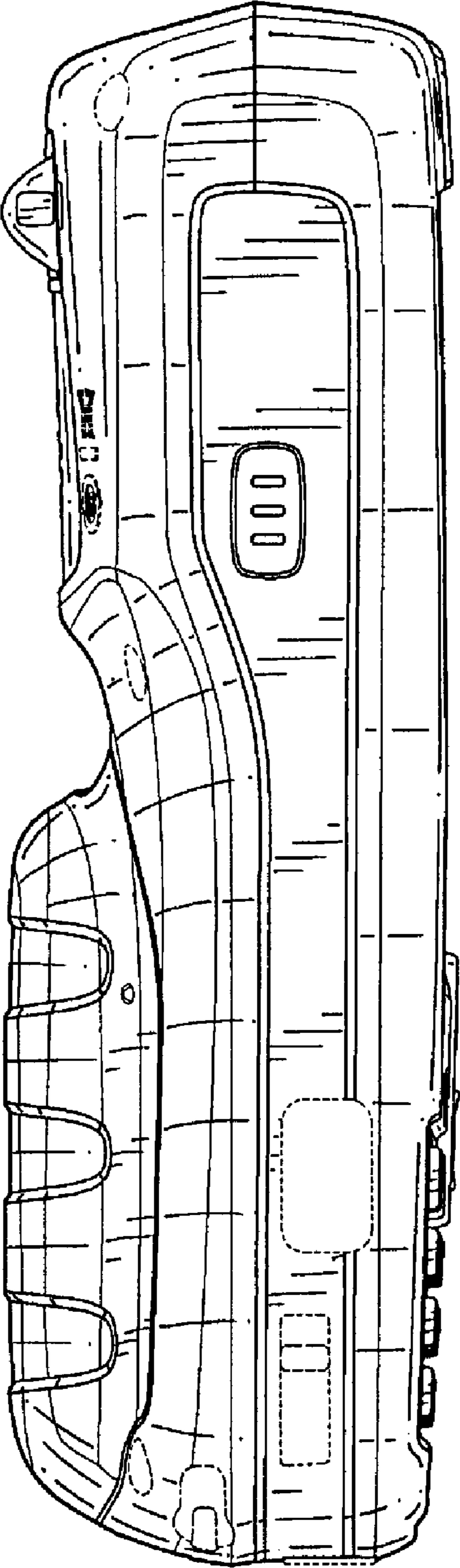


FIG. 4

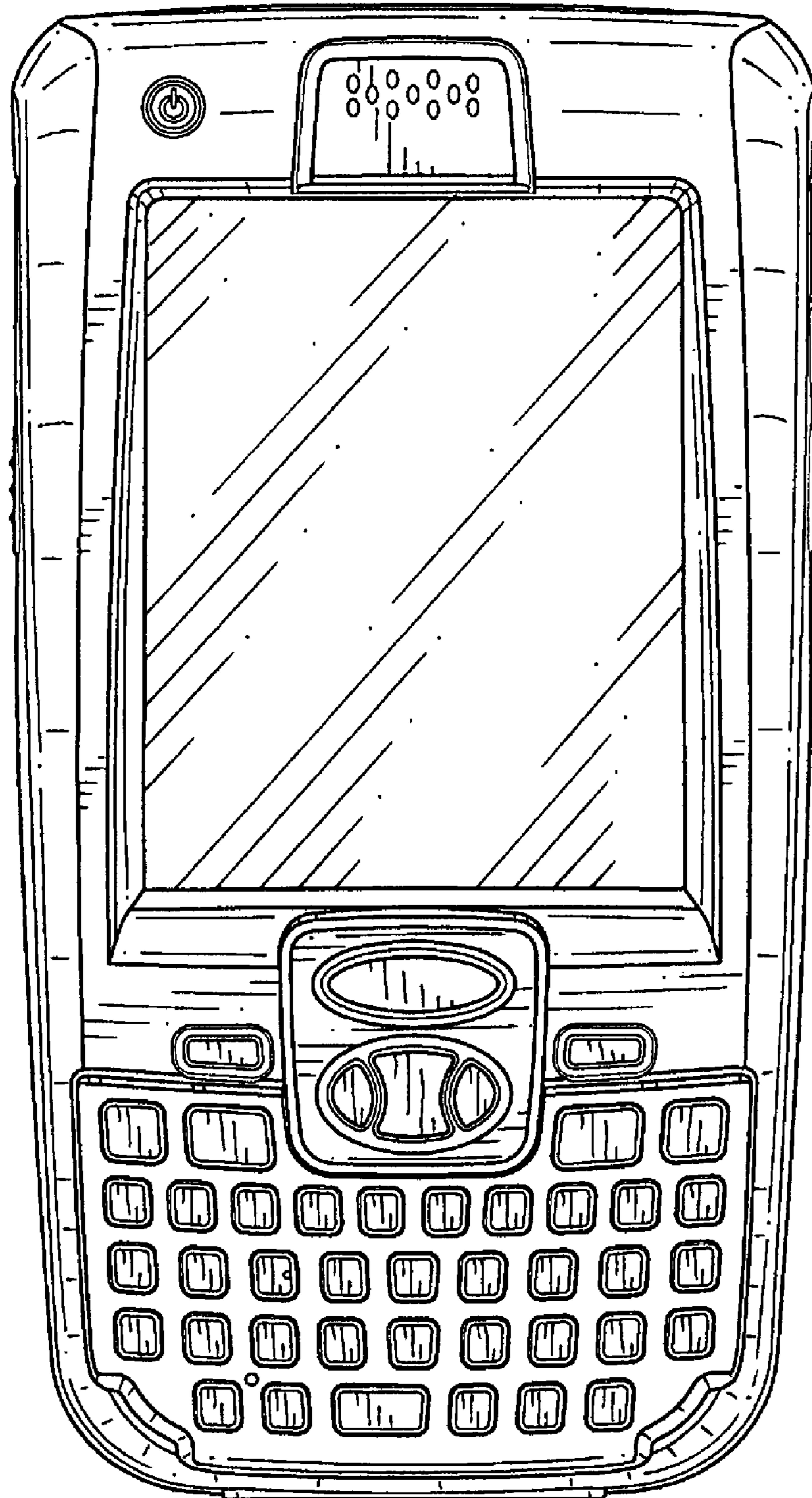


FIG. 5

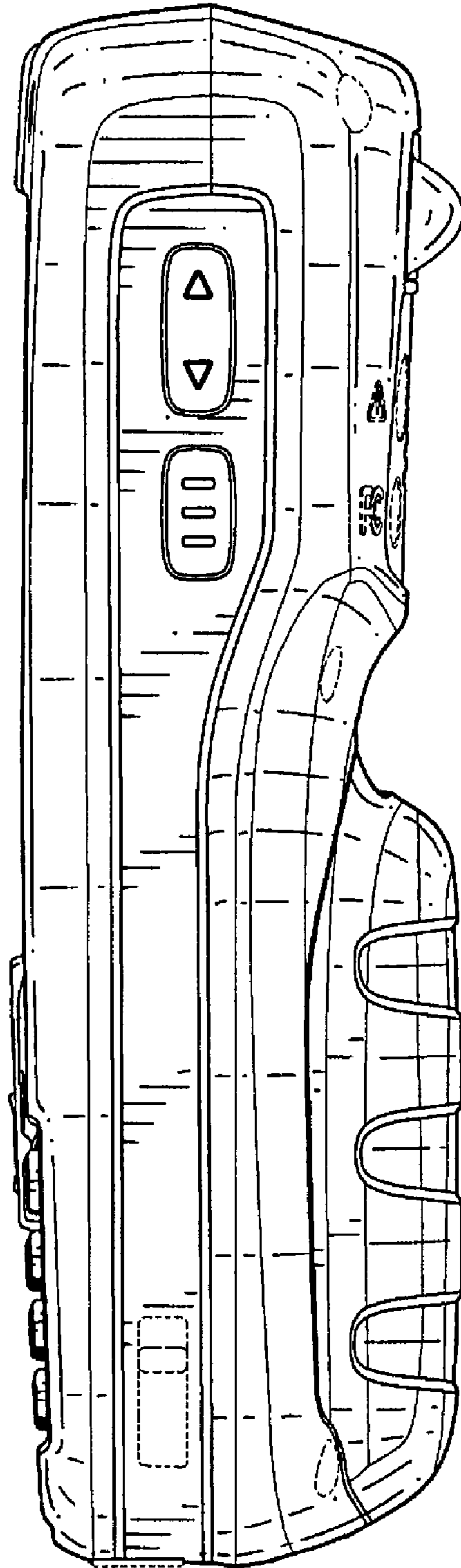


FIG. 6

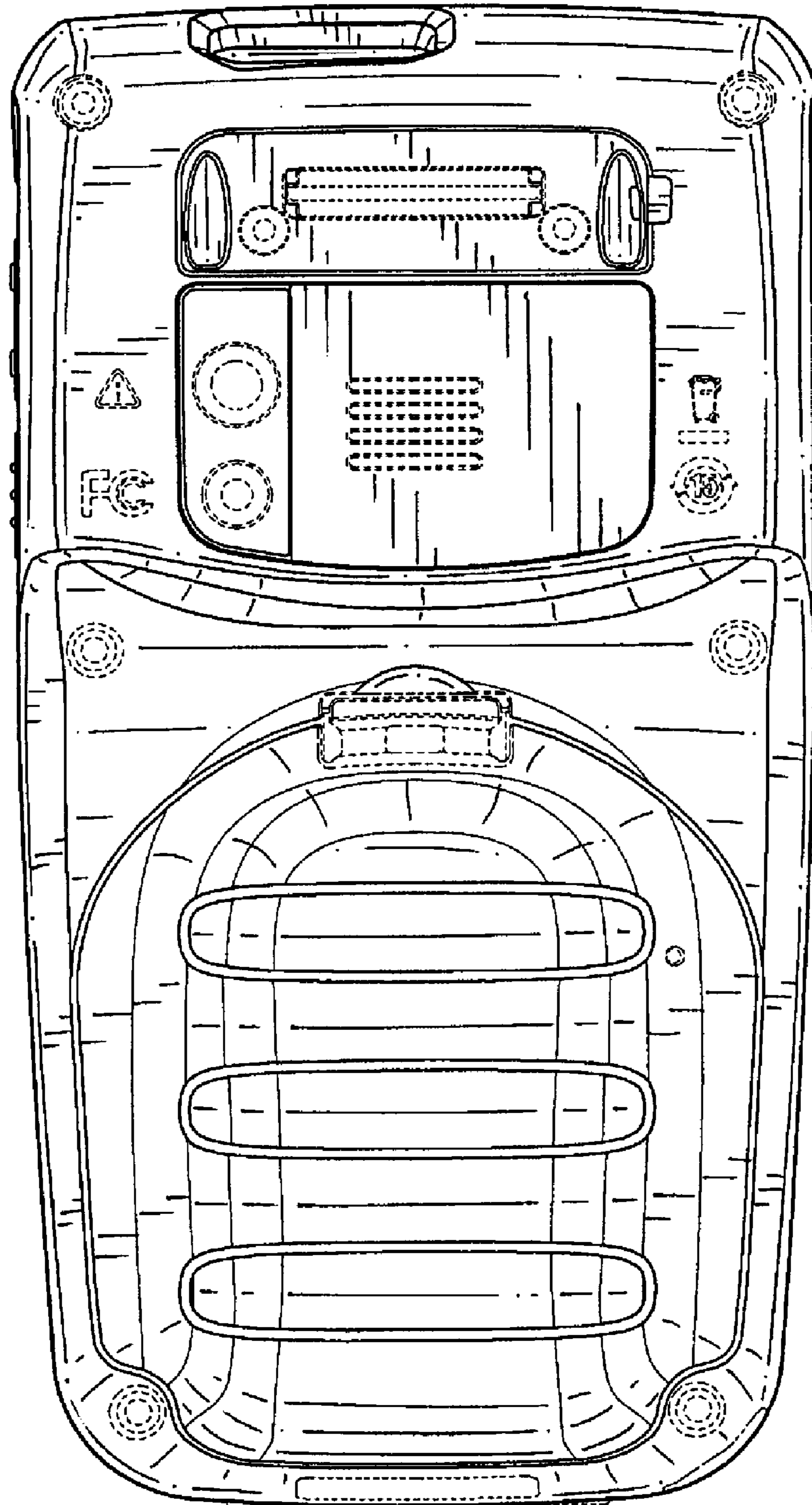


FIG. 7

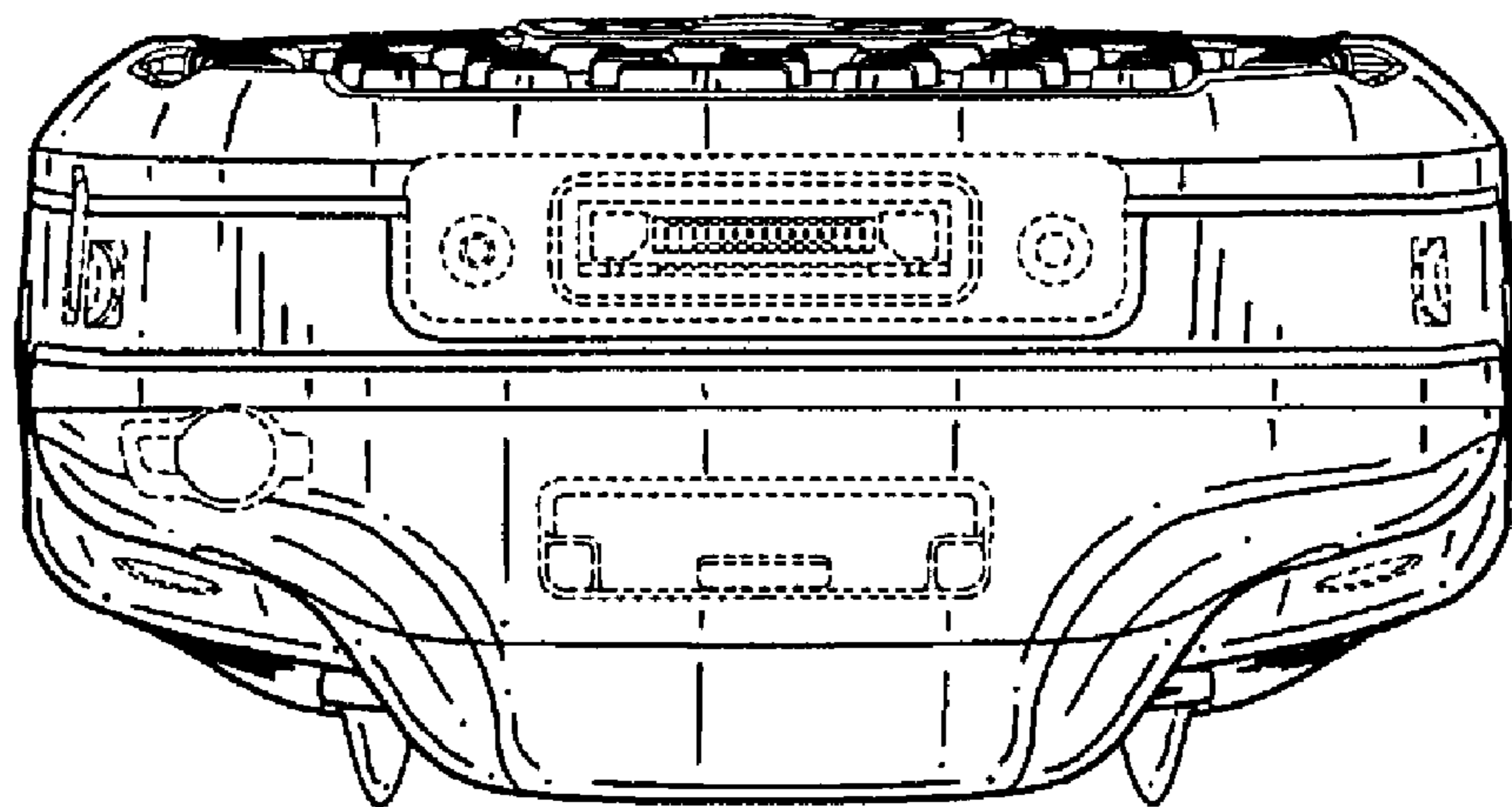


FIG. 8

