



US00D628191S

(12) **United States Design Patent**
Ohno

(10) **Patent No.:** **US D628,191 S**
(45) **Date of Patent:** **** Nov. 30, 2010**

(54) **SPEAKER BOX**

(75) Inventor: **Shigeki Ohno**, Tokyo (JP)
(73) Assignee: **Sony Corporation**, Tokyo (JP)
(**) Term: **14 Years**

(21) Appl. No.: **29/347,002**

(22) Filed: **Aug. 24, 2009**

(51) **LOC (9) Cl.** **14-01**

(52) **U.S. Cl.** **D14/214**

(58) **Field of Classification Search** D14/204,
D14/210–215, 172; 181/143–144, 147–148,
181/150–153, 157, 198–199; 381/300–303,
381/306, 332–333, 336, 345, 361–364, 386–388
See application file for complete search history.

(56) **References Cited**

U.S. PATENT DOCUMENTS

D432,116 S	10/2000	Ichikawa et al.	
D460,750 S	7/2002	Matsuoka	
D491,164 S	6/2004	Hakoda	
D521,981 S	5/2006	Sogabe	
D525,965 S	8/2006	Tsuge	
D534,158 S	12/2006	Yokoyama	
D542,775 S	5/2007	Yuyama	
D577,711 S *	9/2008	Emge	D14/214
D581,397 S *	11/2008	Masui	D14/214
D582,892 S *	12/2008	Baird et al.	D14/214
D596,156 S	7/2009	Morisawa	

FOREIGN PATENT DOCUMENTS

JP	D371302 S	10/1973
JP	D1145398 S	7/2002
JP	D1275999 S	7/2006
JP	D1317875 S	12/2007
JP	D1335903 S	7/2008
JP	D1341995 S	10/2008

* cited by examiner

Primary Examiner—Nanda Bondade

(74) *Attorney, Agent, or Firm*—Rader, Fishman & Grauer PLLC

(57) **CLAIM**

The ornamental design for a speaker box, as shown and described.

DESCRIPTION

FIG. 1 is a perspective view of a speaker box showing my new design;

FIG. 2 is a front elevational view thereof;

FIG. 3 is a rear elevational view thereof;

FIG. 4 is a left side elevational view thereof;

FIG. 5 is a right side elevational view thereof;

FIG. 6 is a top plan view thereof; and,

FIG. 7 is a bottom plan view thereof.

The broken line showing on the drawing disclosure is for illustrative purposes only and forms no part of the claimed design.

1 Claim, 7 Drawing Sheets




FIG. 1




FIG.2




FIG.3

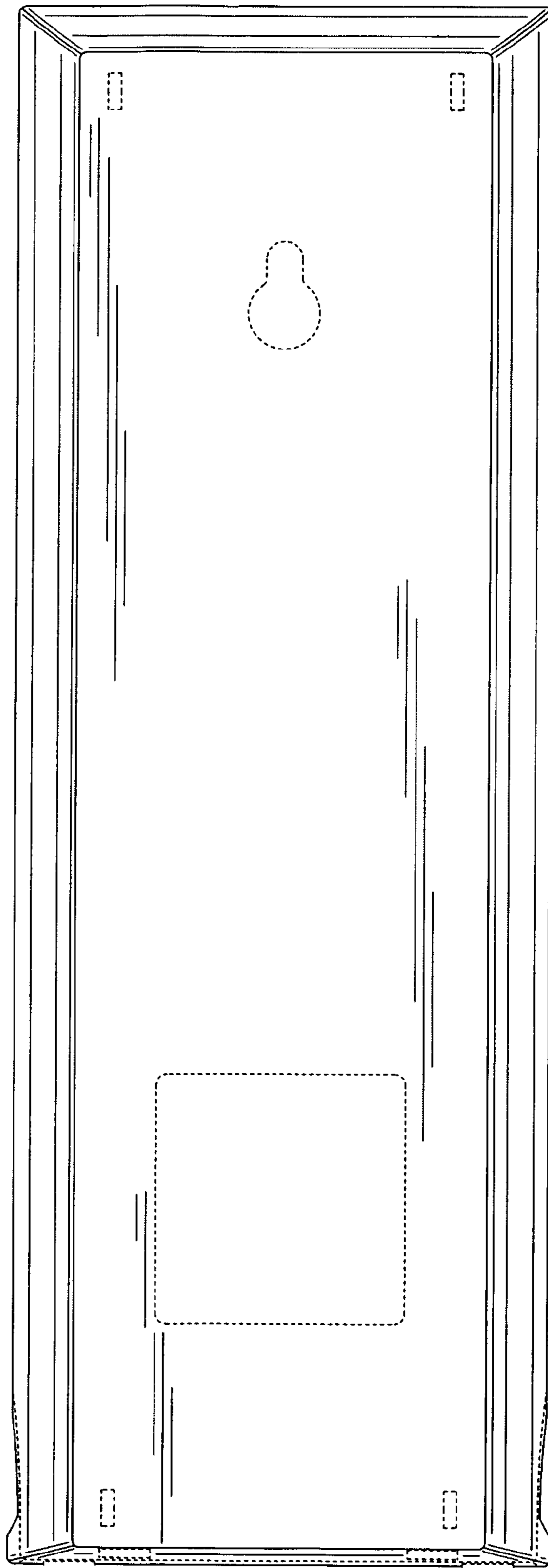


FIG.4




FIG.5




FIG.6




FIG. 7

