



US00D628157S

(12) **United States Design Patent**
Su et al.

(10) **Patent No.:** **US D628,157 S**

(45) **Date of Patent:** **** Nov. 30, 2010**

(54) **ELECTRIC OUTLET WITH USB PORT**

(75) Inventors: **Ping-Sheng Su**, Tu-Cheng (TW);
Xiao-Gang Wu, Kunshan (CN)

(73) Assignee: **Hon Hai Precision Ind. Co., Ltd.**,
Taipei Hsien (TW)

(**) Term: **14 Years**

(21) Appl. No.: **29/350,240**

(22) Filed: **Nov. 13, 2009**

(30) **Foreign Application Priority Data**

May 14, 2009 (CN) 2009 3 0304348

(51) **LOC (9) Cl.** **13-03**

(52) **U.S. Cl.** **D13/139.8**

(58) **Field of Classification Search** .. D13/137.1-137.4,
D13/139.1-139.8, 124, 160, 162, 164, 178,
D13/184, 199; 361/118, 119; 439/106-108,
439/188, 535, 650-654

See application file for complete search history.

(56) **References Cited**

U.S. PATENT DOCUMENTS

- D352,273 S * 11/1994 Fladung D13/139.8
- D390,190 S * 2/1998 Stekelenburg D13/139.7
- D399,824 S * 10/1998 Heung et al. D13/139.6
- D421,741 S * 3/2000 Lien D13/139.8

- D436,923 S * 1/2001 Stekelenburg D13/139.8
- D450,656 S * 11/2001 Stekelenburg D13/139.4
- 6,406,308 B1 * 6/2002 Wang 439/145
- D473,190 S * 4/2003 Fan D13/139.8
- 6,568,946 B1 * 5/2003 Chou 439/131
- 6,750,410 B2 * 6/2004 Lee 200/51.03
- D535,948 S * 1/2007 Lee D13/139.8
- 2003/0092323 A1 * 5/2003 Chou 439/650
- 2003/0176100 A1 * 9/2003 Yurek et al. 439/535

* cited by examiner

Primary Examiner—Rosemary K Tarca

(74) *Attorney, Agent, or Firm*—Wei Te Chung; Andrew C. Cheng; Ming Chieh Chang

(57) **CLAIM**

The ornamental design for an electric outlet with USB port, as shown.

DESCRIPTION

FIG. 1 is a front, top and right side perspective view of an electric outlet with USB port;

FIG. 2 is a front elevational view thereof;

FIG. 3 is a rear elevational view thereof;

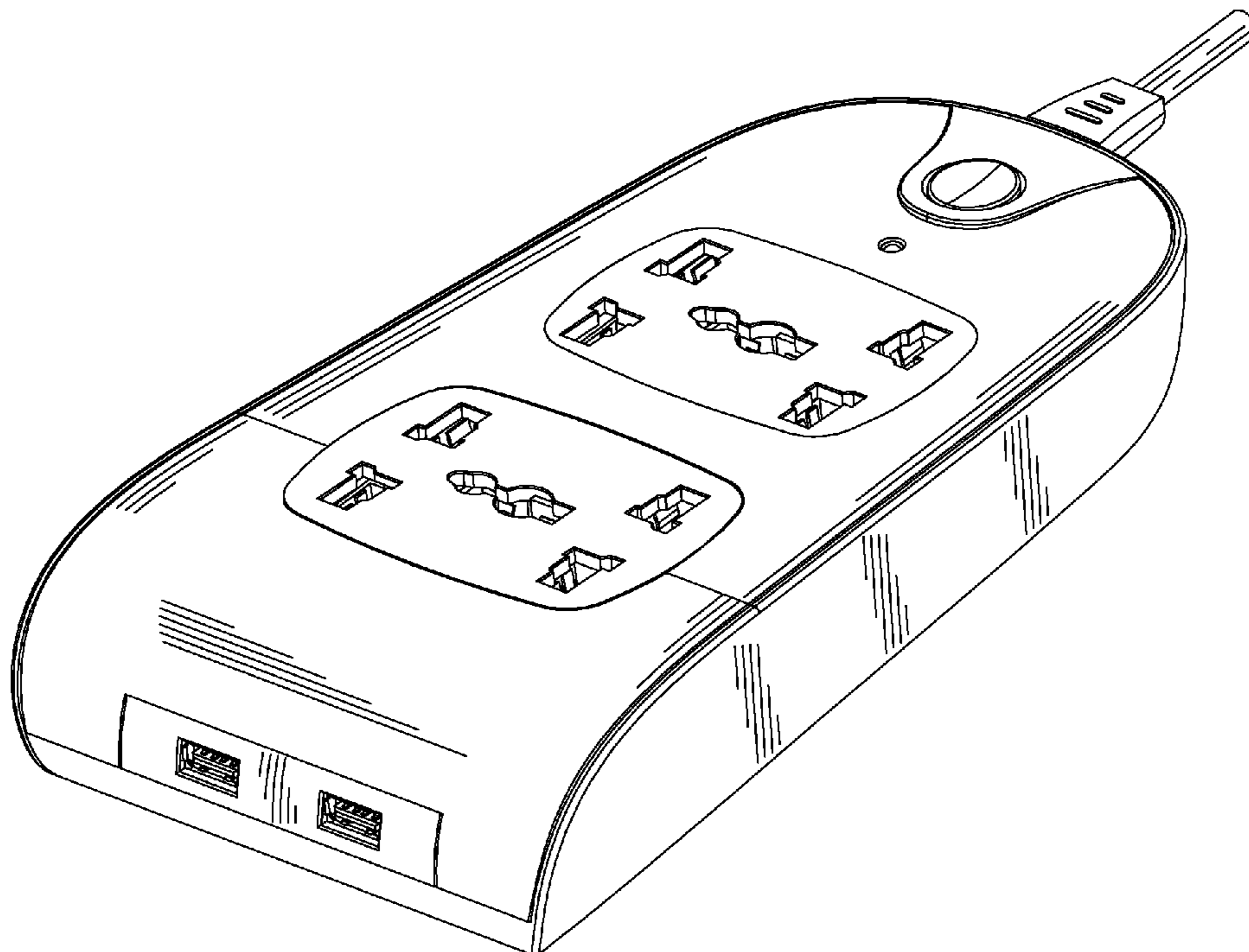
FIG. 4 is a left side elevational view thereof;

FIG. 5 is a right side elevational view thereof;

FIG. 6 is a top plan view thereof; and,

FIG. 7 is a bottom plan view thereof.

1 Claim, 7 Drawing Sheets



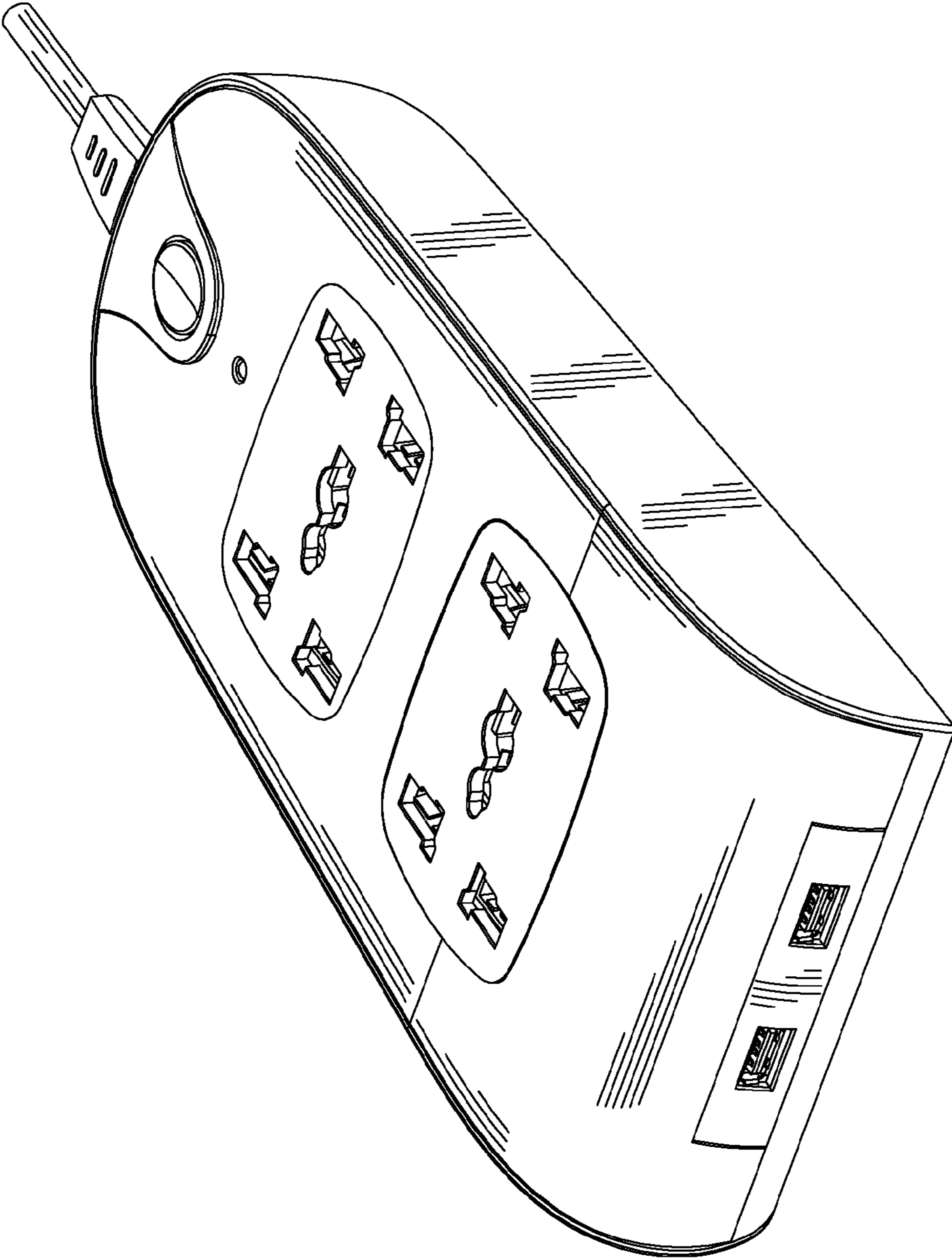


FIG. 1

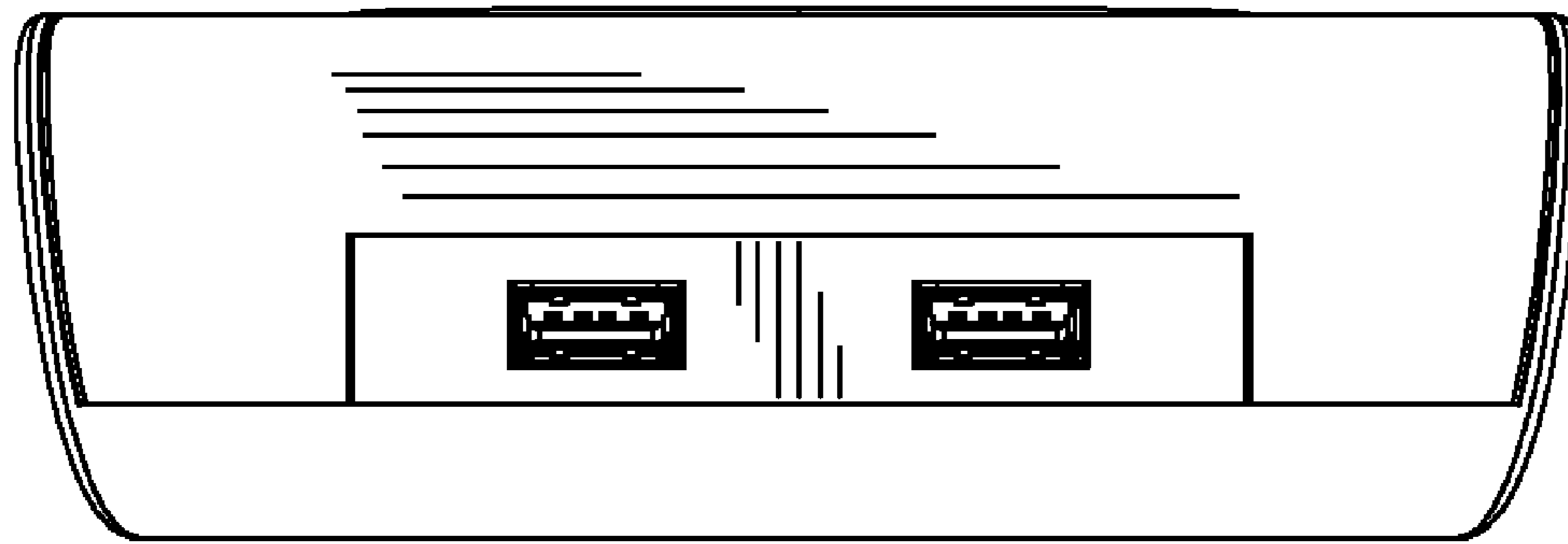


FIG. 2

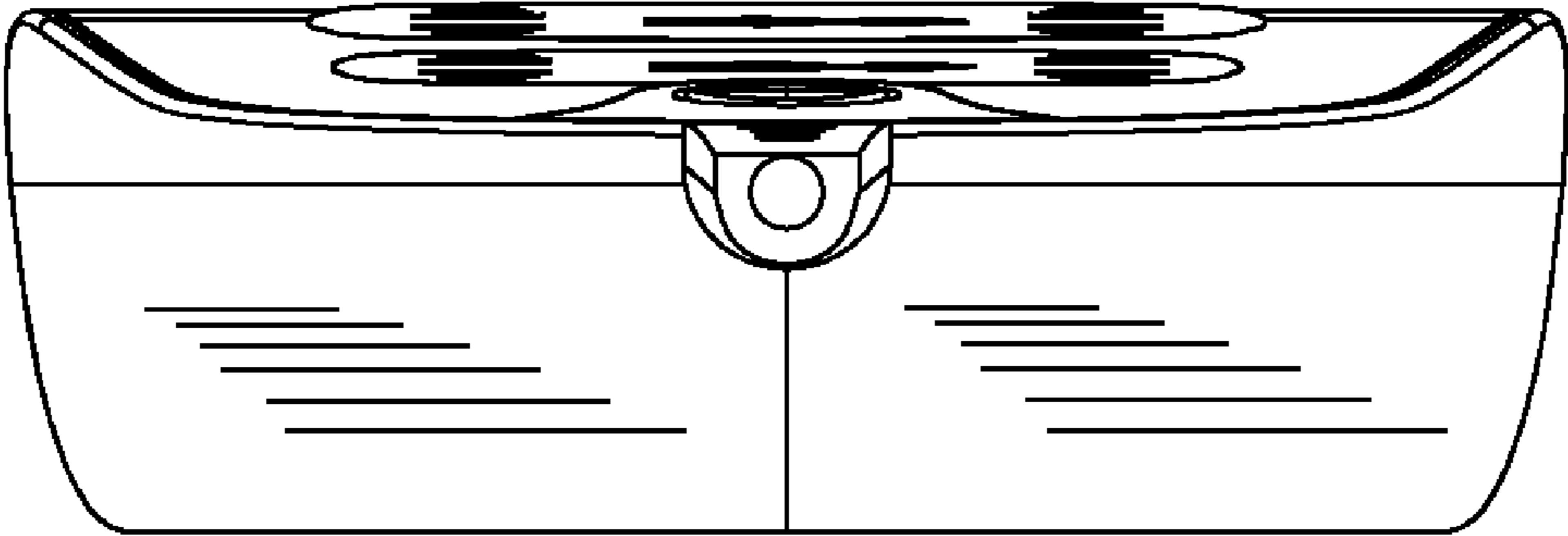


FIG. 3

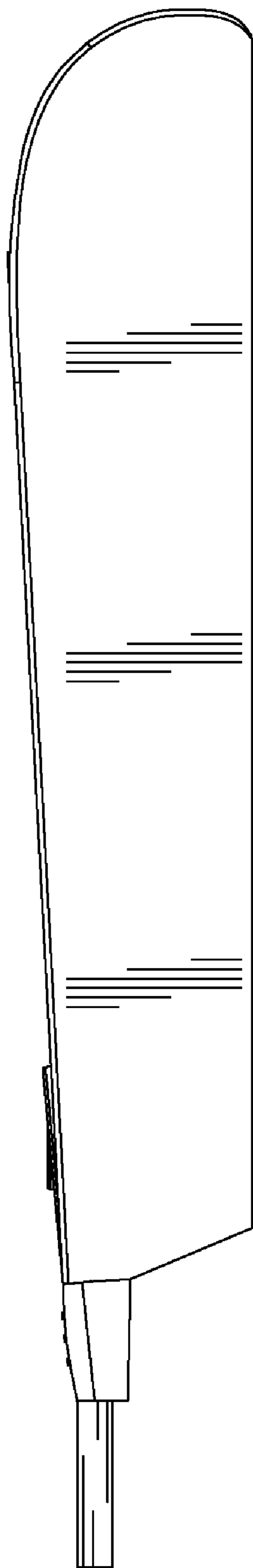


FIG. 4

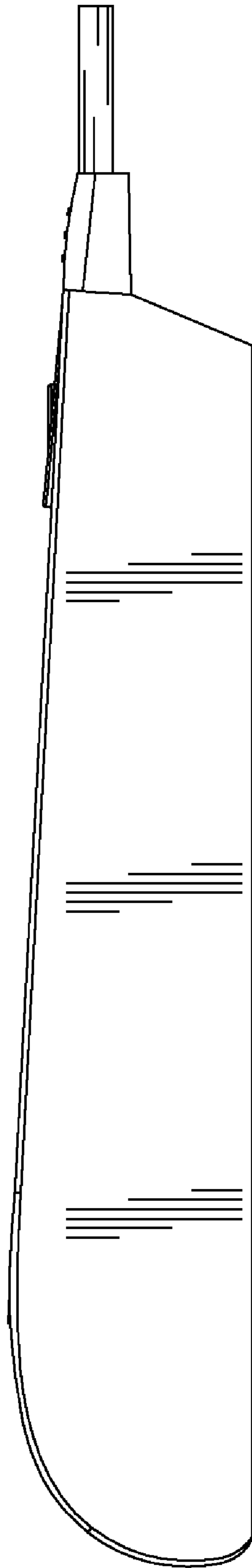


FIG. 5

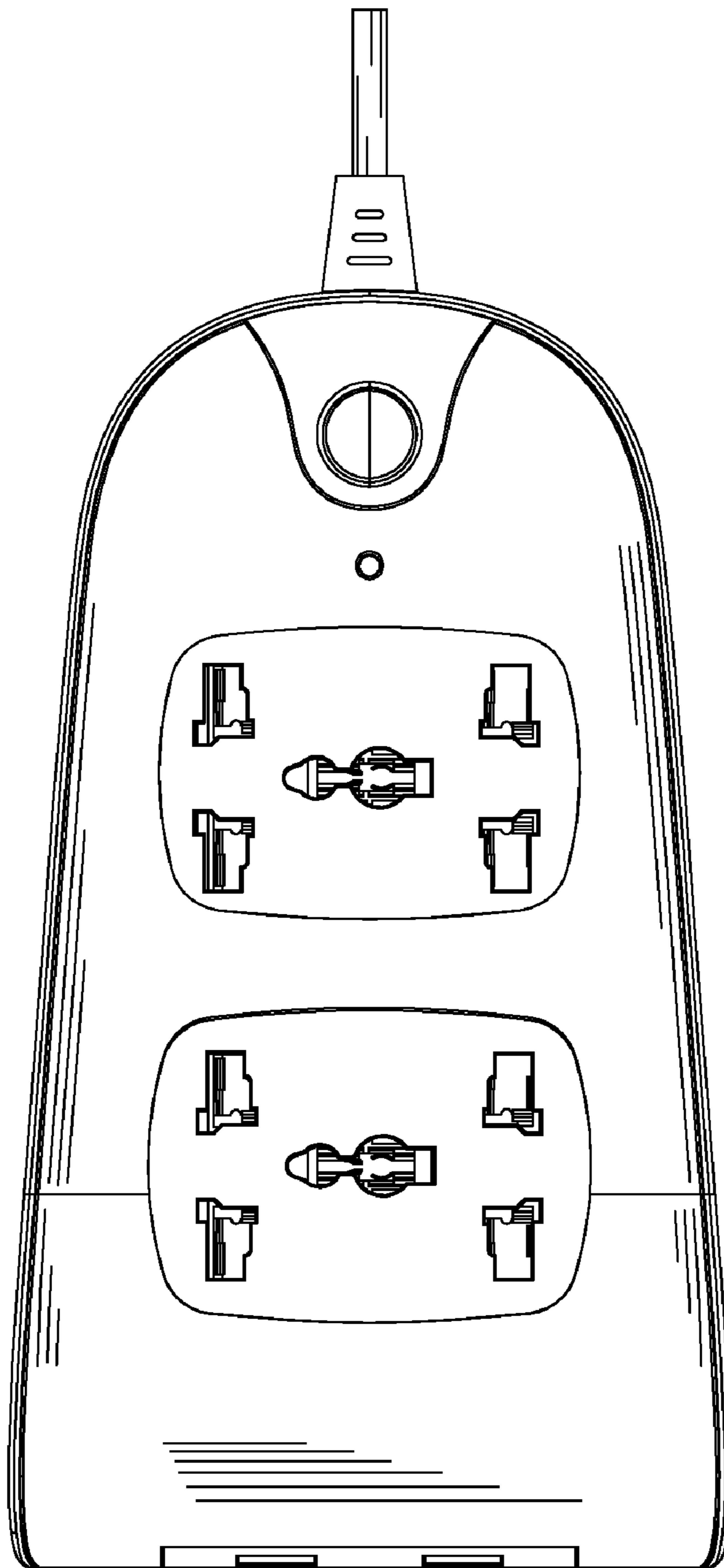


FIG. 6

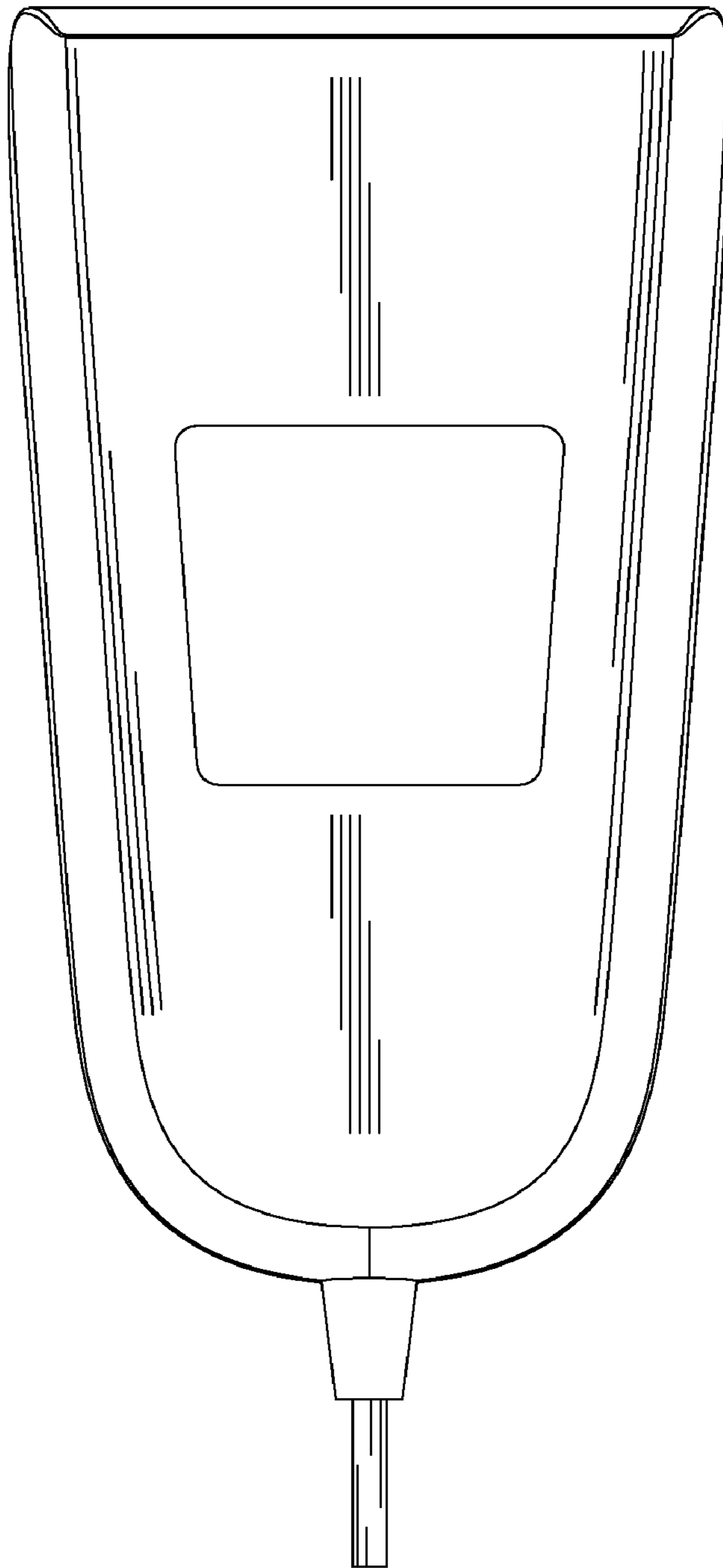


FIG. 7