



US00D628150S

(12) **United States Design Patent**
Wegener et al.

(10) **Patent No.:** **US D628,150 S**

(45) **Date of Patent:** **** Nov. 30, 2010**

(54) **NETBOOK CHARGER**

(75) Inventors: **Douglas Wegener**, Seattle, WA (US);
Tami Fujii, Bellevue, WA (US); **Hector Nunez Realubit**, Pasadena, CA (US);
Mario A. C. Escamilla, Irwindale, CA (US)

(73) Assignee: **T-Mobile USA, Inc.**, Bellevue, WA (US)

(**) Term: **14 Years**

(21) Appl. No.: **29/365,955**

(22) Filed: **Jul. 16, 2010**

(51) **LOC (9) Cl.** **13-02**

(52) **U.S. Cl.** **D13/108; D13/144**

(58) **Field of Classification Search** D13/107–110,
D13/118–119, 133, 144, 184; D14/155,
D14/432, 434, 435.1, 356, 480.1–480.7;
320/107–115; 439/300, 320.01, 638, 668–669,
439/675, 825; 363/146

See application file for complete search history.

(56) **References Cited**

U.S. PATENT DOCUMENTS

D349,096	S	*	7/1994	Hyvonen	D13/107
D409,568	S	*	5/1999	Lindahl	D13/144
5,903,135	A	*	5/1999	Posses et al.	320/114
D455,712	S	*	4/2002	Hsiao	D13/108
D490,058	S	*	5/2004	Mkhitarian	D13/144
D525,587	S	*	7/2006	Navarrez et al.	D13/144
D537,776	S	*	3/2007	Navarrez et al.	D13/110
D585,824	S	*	2/2009	Ebodi	D13/108
2005/0104557	A1	*	5/2005	Chang	320/111

2005/0151506 A1* 7/2005 Kennedy et al. 320/111
2010/0052613 A1* 3/2010 Leung et al. 320/114

* cited by examiner

Primary Examiner—Rosemary K Tarcza
(74) *Attorney, Agent, or Firm*—Lee & Hayes, PLLC

(57) **CLAIM**

The ornamental design for a netbook charger, as shown and described.

DESCRIPTION

FIG. 1 is a perspective view of an netbook charger taken from the top and front, and illustrating a first orientation;

FIG. 2 is another perspective view of the netbook charger taken from the bottom and front, and illustrating a second orientation;

FIG. 3 is a top plan view of the netbook charger of FIG. 1;

FIG. 4 is a bottom plan view of the netbook charger of FIG. 1;

FIG. 5 is a left side elevation view of the netbook charger of FIG. 1;

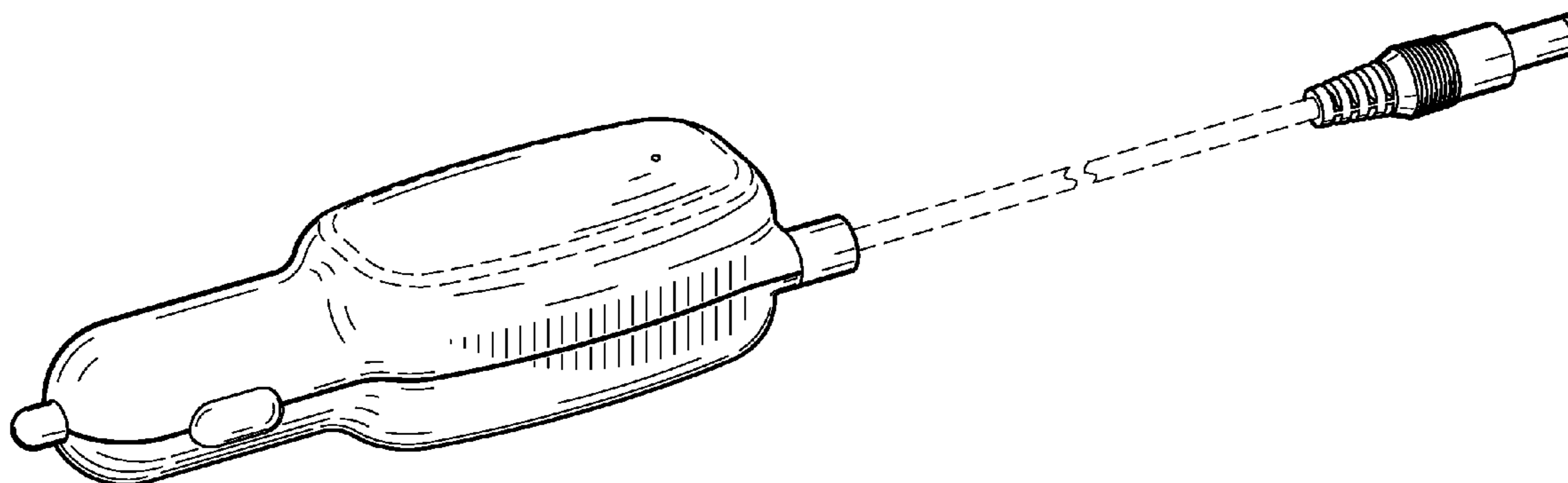
FIG. 6 is a right side elevation view of netbook charger of FIG. 1;

FIG. 7 is a front elevation view of the netbook charger of FIG. 1; and,

FIG. 8 is a back elevation view of the netbook charger of FIG. 1.

The broken lines are directed to environment and are for illustrative purposes only. The broken lines form no part of the claimed design.

1 Claim, 4 Drawing Sheets



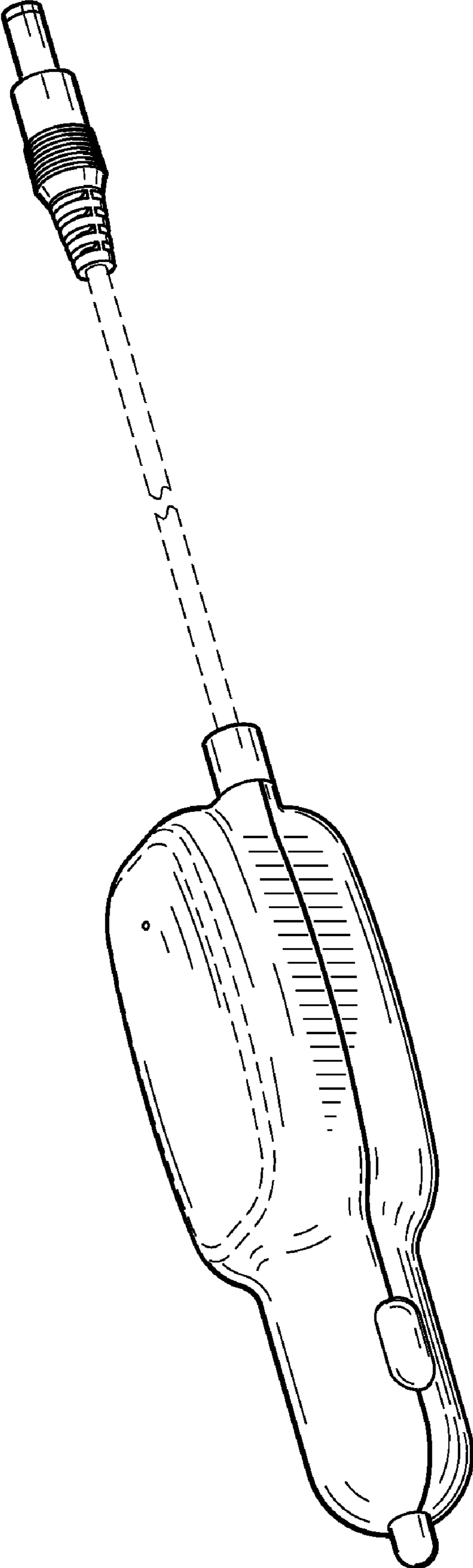


FIG. 1

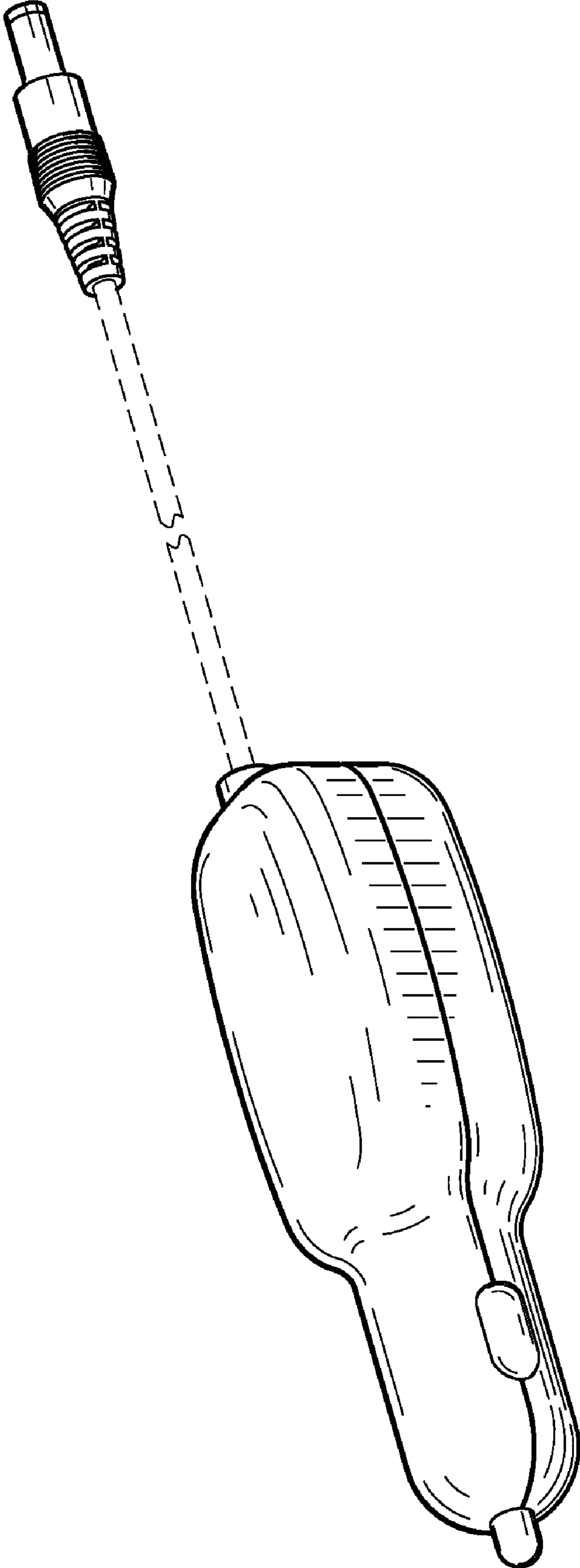


FIG.2

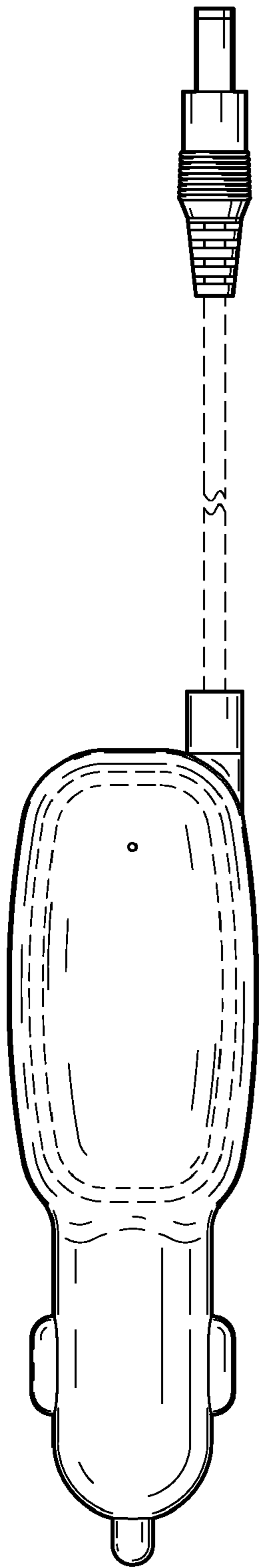


FIG.3

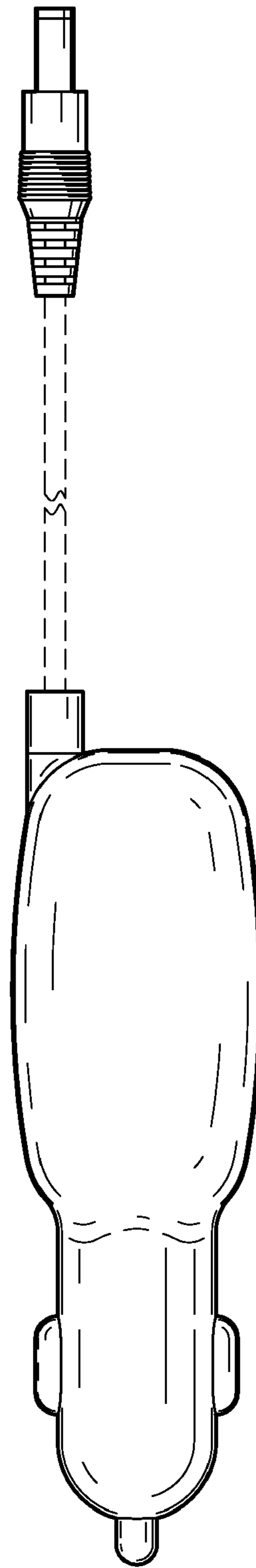


FIG.4

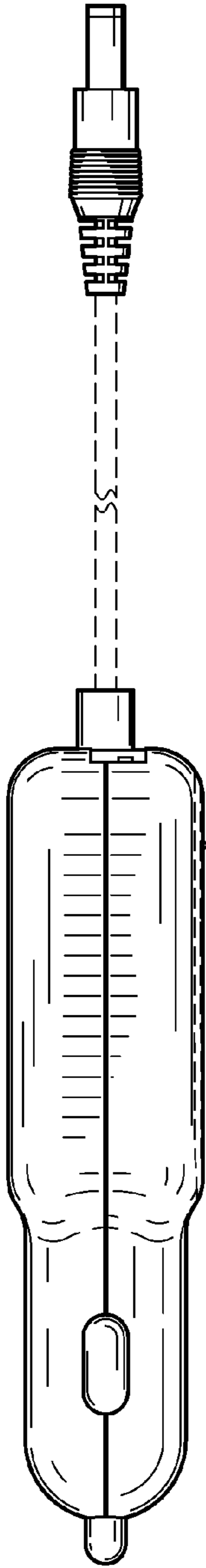


FIG. 5

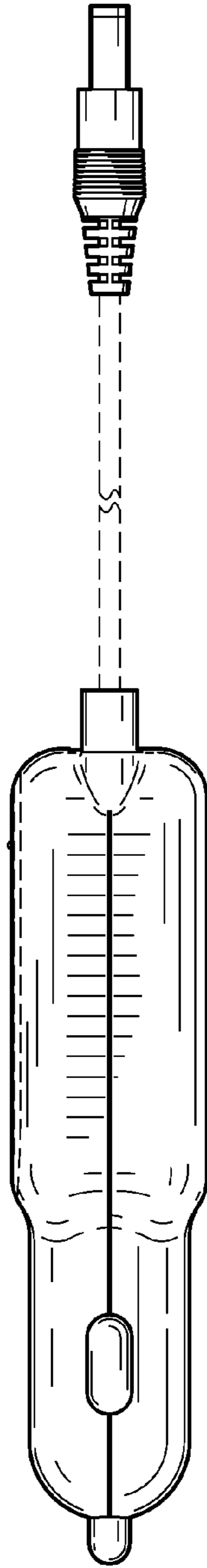


FIG. 6

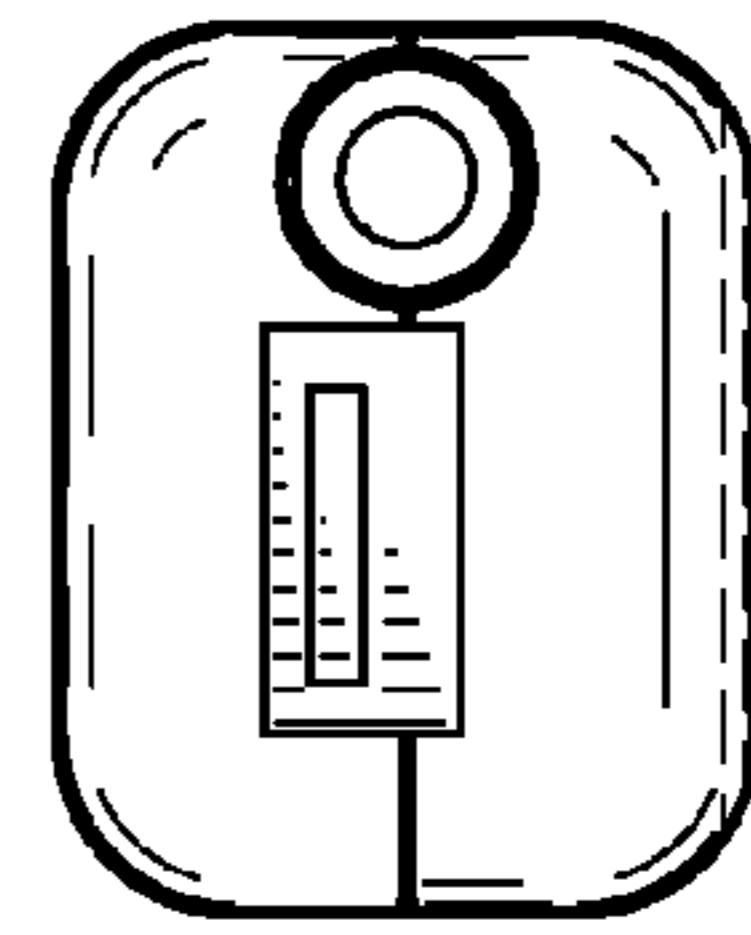


FIG. 8

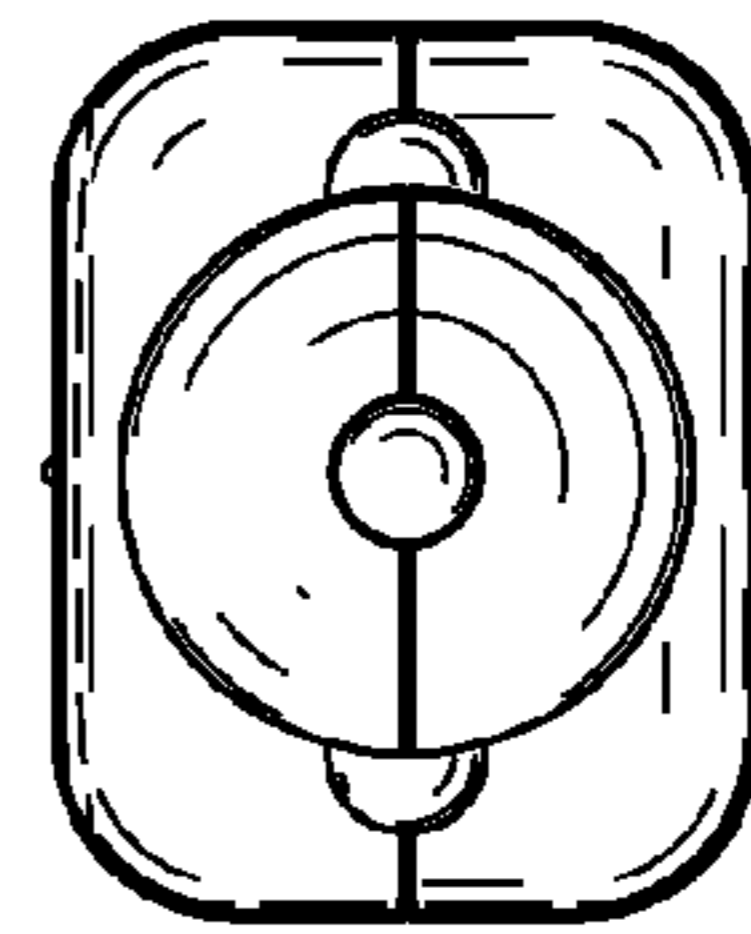


FIG. 7