



US00D628148S

(12) **United States Design Patent**  
**English et al.**

(10) **Patent No.:** **US D628,148 S**

(45) **Date of Patent:** **\*\* Nov. 30, 2010**

(54) **STAND ALONE SOLAR BATTERY CHARGER**

(75) Inventors: **Peter English**, Aliso Viejo, CA (US);  
**Richard E. Sanett**, Pacific Palisades,  
CA (US)

(73) Assignee: **SunCore, Inc.**, Irvine, CA (US)

(\*\*) Term: **14 Years**

(21) Appl. No.: **29/355,789**

(22) Filed: **Feb. 12, 2010**

(51) **LOC (9) Cl.** ..... **13-02**

(52) **U.S. Cl.** ..... **D13/102**

(58) **Field of Classification Search** ..... D13/102,  
D13/101, 103, 107, 108, 110, 184, 199; D14/138 R,  
D14/138 C, 138 AA, 203.1, 203.3, 203.7,  
D14/341, 343, 496; 126/569; 136/206, 243,  
136/244, 245, 251, 252; 320/101, 102, 114,  
320/115, 120; 323/906

See application file for complete search history.

(56) **References Cited**

**U.S. PATENT DOCUMENTS**

4,786,851	A	*	11/1988	Fuji et al.	.....	320/101
D337,569	S	*	7/1993	Kando	.....	D14/341
D382,535	S	*	8/1997	Chiang	.....	D13/103
D383,113	S	*	9/1997	Grandinetti	.....	D13/102
D391,921	S	*	3/1998	Zimmer et al.	.....	D13/102
D395,279	S	*	6/1998	Peress et al.	.....	D13/107

D479,191	S	*	9/2003	Peress et al.	.....	D13/102
6,650,085	B2	*	11/2003	Lau et al.	.....	320/101
D489,680	S	*	5/2004	Stobart	.....	D13/107
D533,675	S	*	12/2006	Didier et al.	.....	D26/67
D536,329	S	*	2/2007	Lee	.....	D14/203.6
D562,285	S	*	2/2008	Lim	.....	D14/138 G
D578,960	S	*	10/2008	Fisher et al.	.....	D13/108
D599,736	S	*	9/2009	Ferber et al.	.....	D13/108

\* cited by examiner

*Primary Examiner*—Prabhakar Deshmukh

*Assistant Examiner*—Derrick Holland

(74) *Attorney, Agent, or Firm*—Knobbe Martens Olson &  
Bear LLP

(57) **CLAIM**

We claim the ornamental design for a stand alone solar battery charger, as shown and described.

**DESCRIPTION**

FIG. 1 is a perspective view of a stand alone solar battery charger showing our new design;

FIG. 2 is a top view thereof;

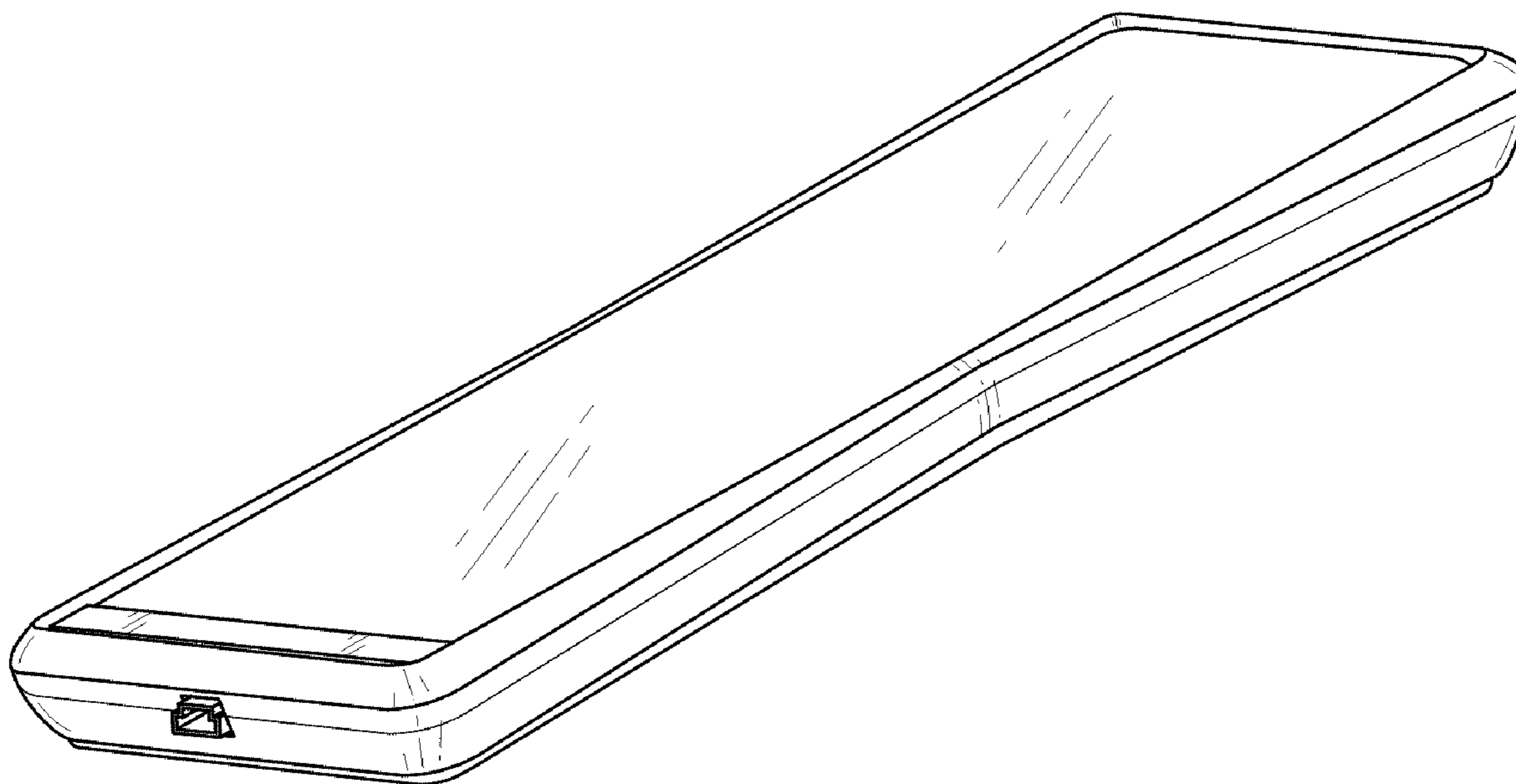
FIG. 3 is a bottom view thereof;

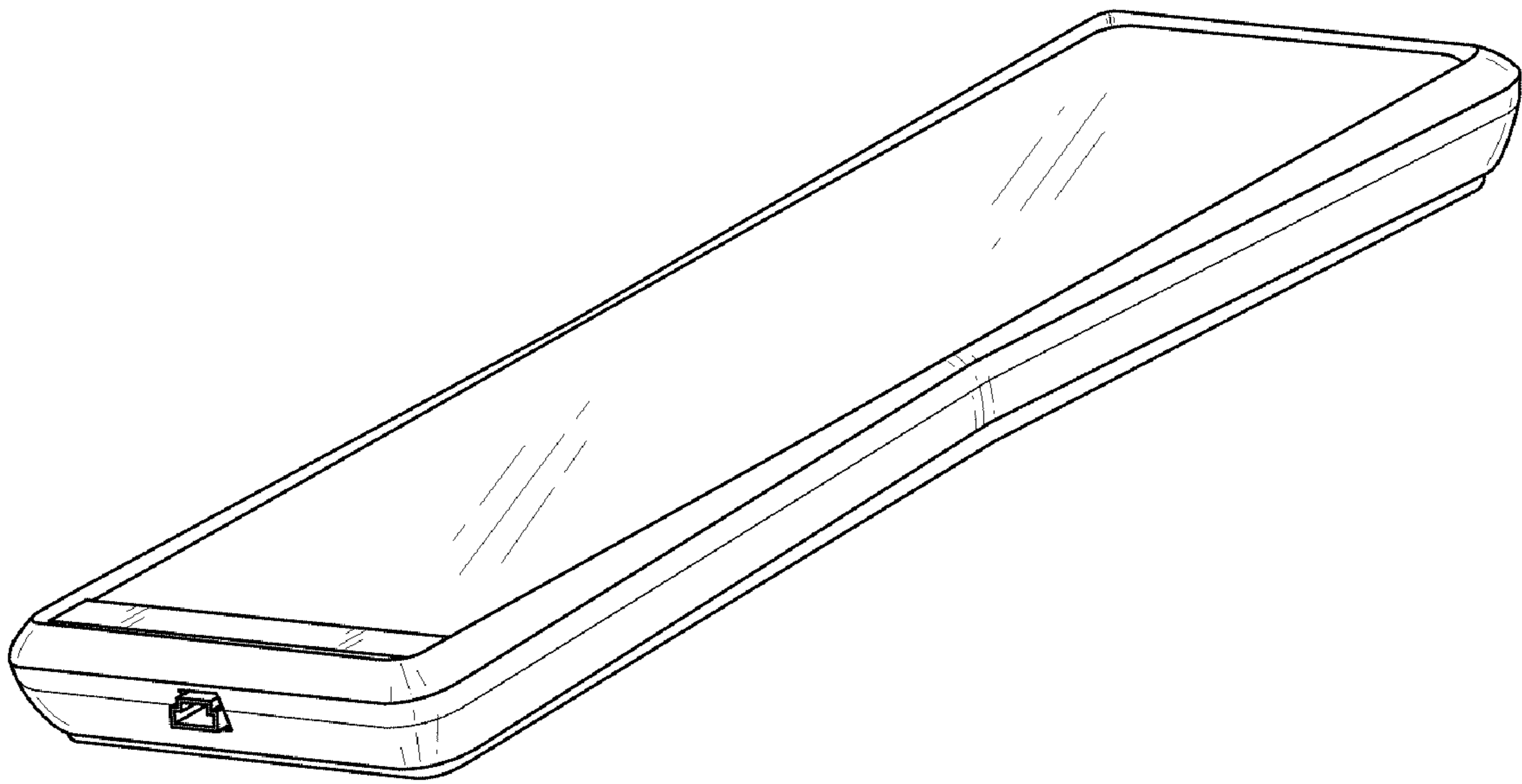
FIG. 4 is a side view thereof;

FIG. 5 is a front view thereof; and,


FIG. 6 is a rear view thereof.

**1 Claim, 3 Drawing Sheets**






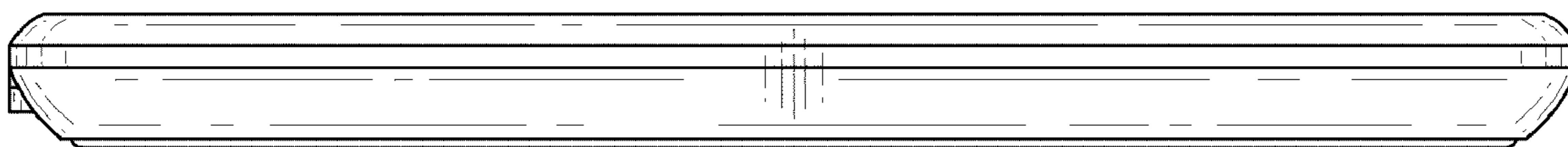
*FIG. 1*



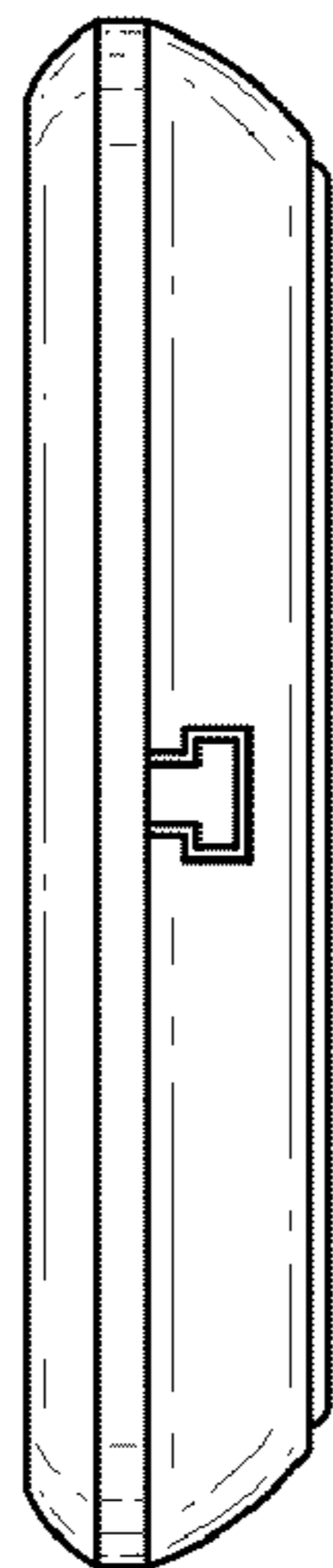
*FIG. 3*



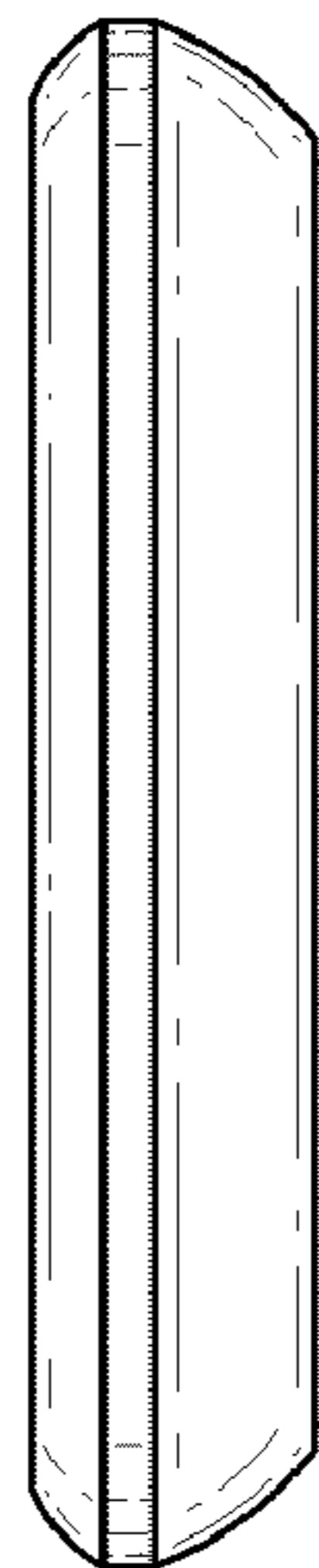
*FIG. 2*



*FIG. 4*



*FIG. 5*



*FIG. 6*