



US00D628143S

(12) **United States Design Patent**
Riddiford

(10) **Patent No.:** **US D628,143 S**

(45) **Date of Patent:** **** Nov. 30, 2010**

(54) **NON-INTEGRATED MOUNTING DEVICE
FOR USE IN A VEHICLE**

7,476,050 B2 * 1/2009 Ditzler 403/39
2006/0187682 A1 * 8/2006 Goto 362/652
2008/0249630 A1 * 10/2008 Brunneke 623/19.12
2009/0146033 A1 * 6/2009 Chiang 248/284.1

(75) Inventor: **Martin Riddiford**, London (GB)

(73) Assignee: **TomTom International B.V.**,
Amsterdam (NL)

* cited by examiner

(**) Term: **14 Years**

Primary Examiner—Caron Veynar

Assistant Examiner—Katrina A Kile

(21) Appl. No.: **29/344,718**

(74) *Attorney, Agent, or Firm*—Harness, Dickey & Pierce,
P.L.C.

(22) Filed: **Oct. 2, 2009**

(57) **CLAIM**

(51) **LOC (9) Cl.** **12-16**

The ornamental design for a non-integrated mounting device
for use in a vehicle, as shown and described.

(52) **U.S. Cl.** **D12/415**

(58) **Field of Classification Search** D12/415–419,
D12/420; D8/354; D14/451–452; 248/274.1,
248/284.1; 296/36; 22/539; 224/404
See application file for complete search history.

DESCRIPTION

(56) **References Cited**

U.S. PATENT DOCUMENTS

4,203,683 A * 5/1980 Rogers 403/132
5,314,174 A * 5/1994 Hagman 269/75
5,752,780 A * 5/1998 Dorr 403/135
5,755,526 A * 5/1998 Stanevich 403/122
6,030,141 A * 2/2000 Lieber et al. 403/135

FIG. 1 is a perspective view of a non-integrated mounting
device for use in a vehicle showing my new design;

FIG. 2 is a top plan view thereof;

FIG. 3 is a bottom plan view thereof; and,

FIG. 4 is a side view thereof.

In the drawings, the broken lines depict portions of the design
that form no part of the claim.

1 Claim, 2 Drawing Sheets

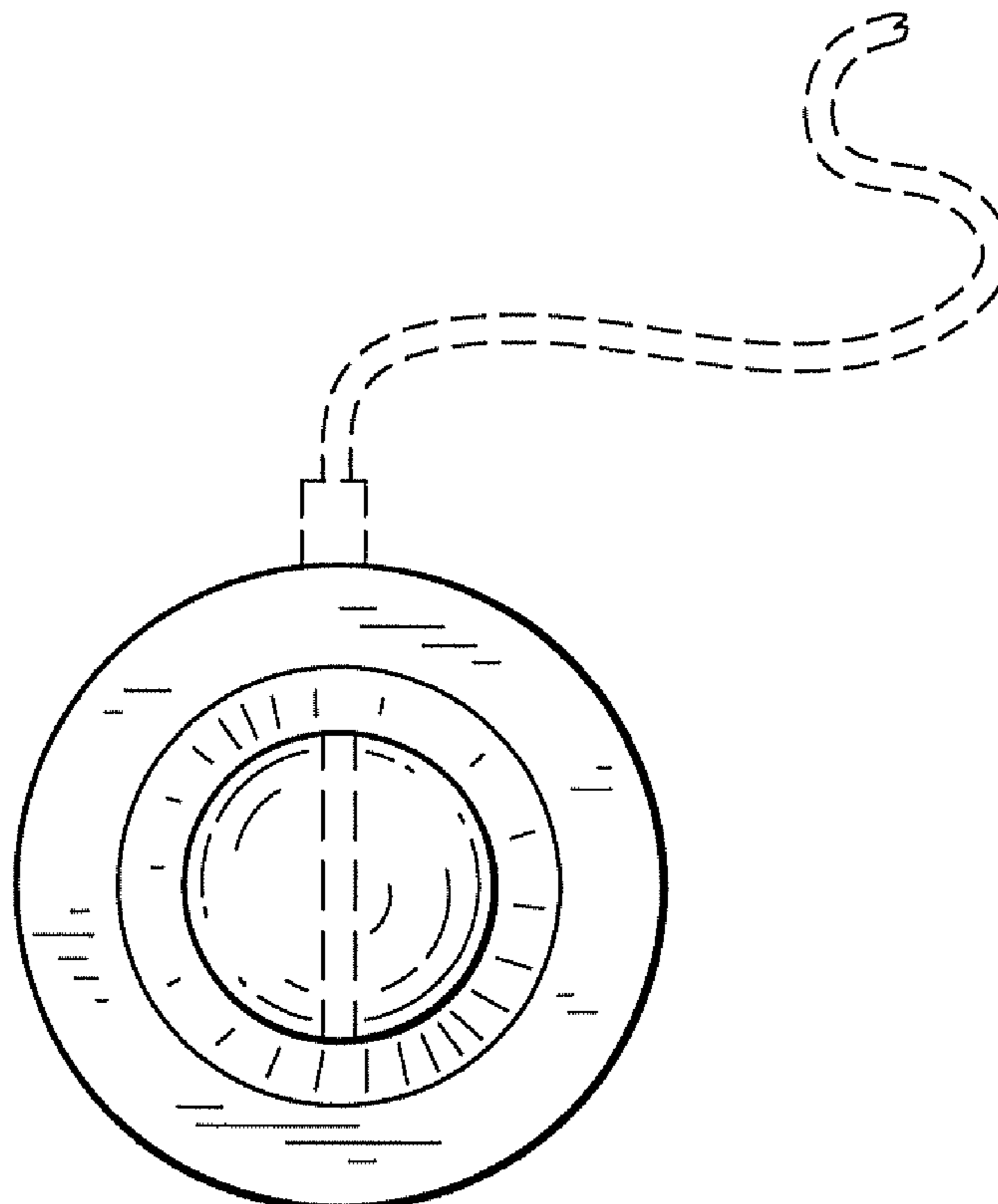


FIG. 1

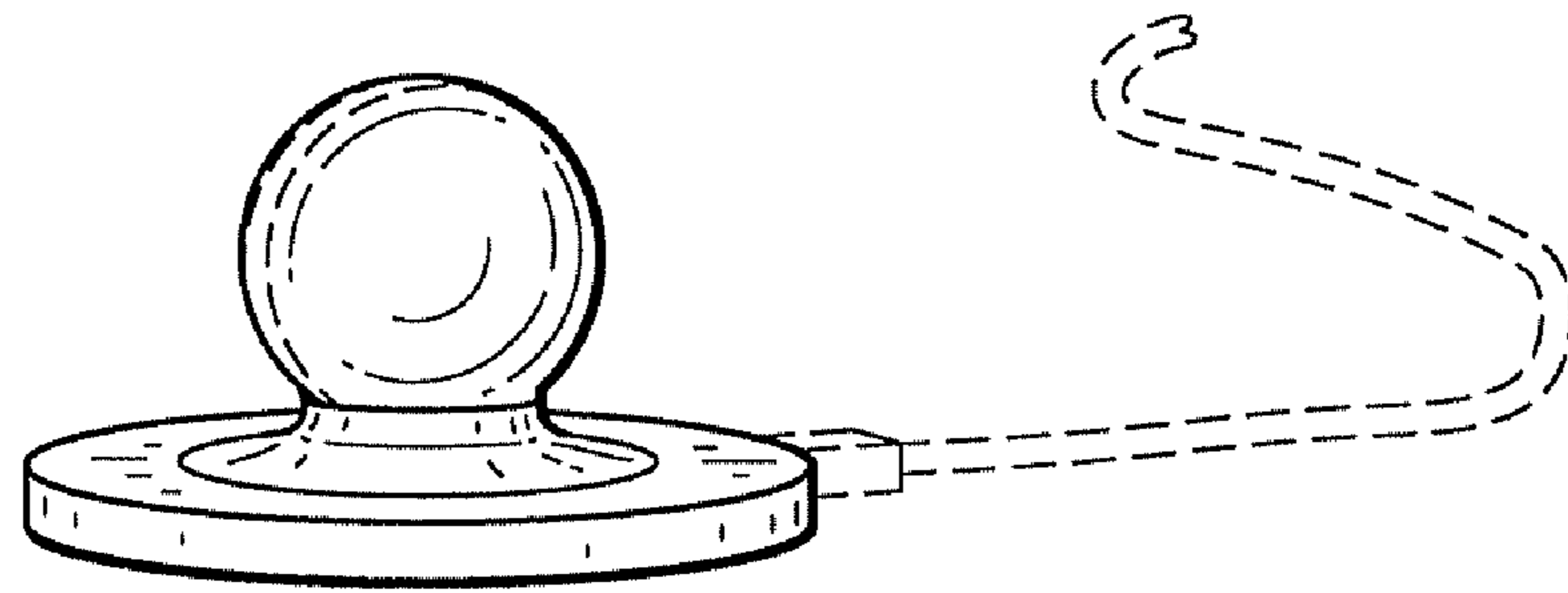


FIG. 2

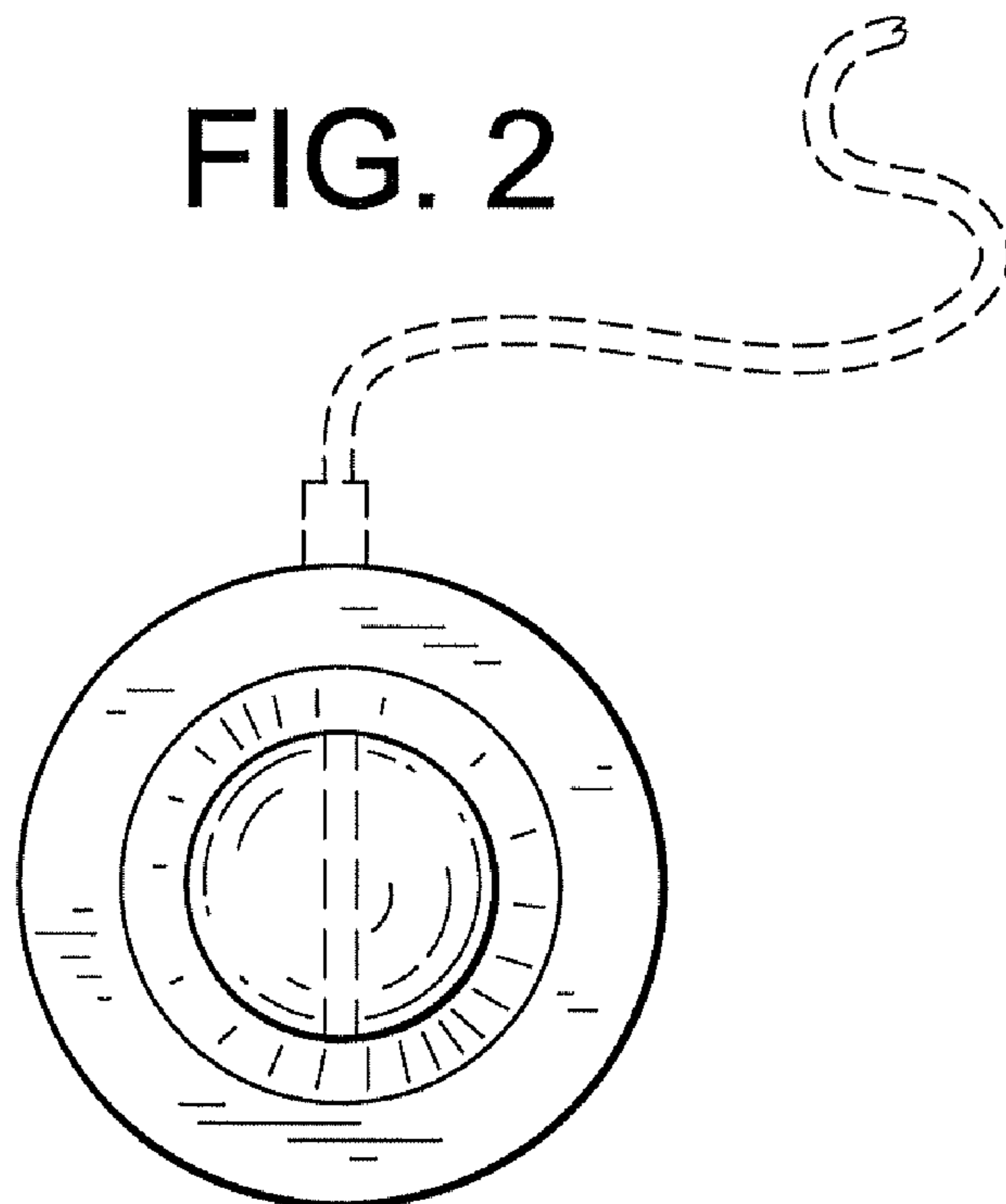


FIG. 3

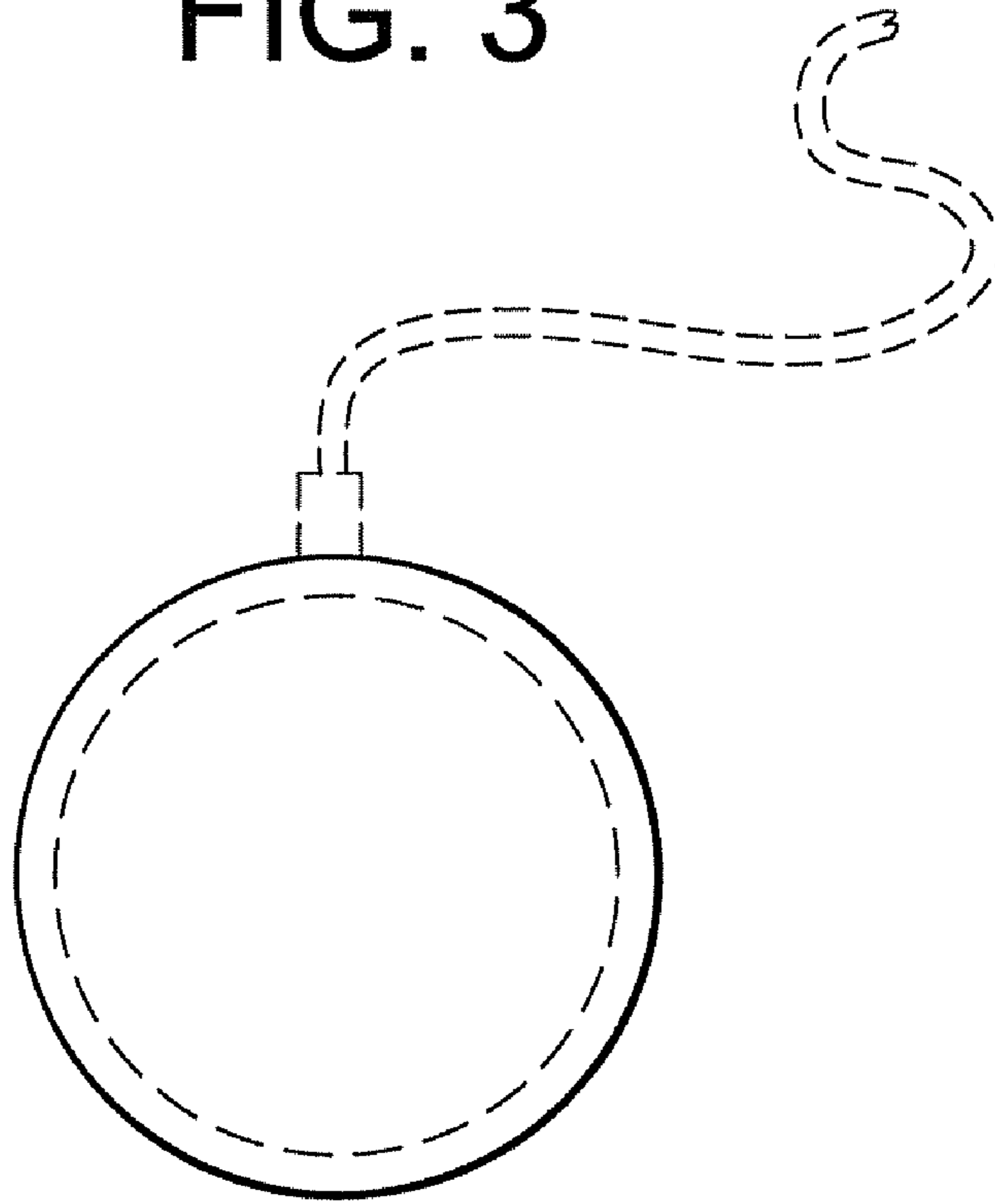


FIG. 4

