



US00D628134S

(12) **United States Design Patent**
Salnick et al.

(10) **Patent No.:** **US D628,134 S**

(45) **Date of Patent:** **** Nov. 30, 2010**

(54) **TRUCK CHASSIS REAR FAIRING**

(75) Inventors: **Adam Grant Salnick**, Seattle, WA (US);
Daniel R. Kieffer, Kirkland, WA (US);
Gerald Jay Angelo, Bellevue, WA (US);
Steven Lee Baker, Duvall, WA (US)

(73) Assignee: **PACCAR Inc**, Bellevue, WA (US)

(**) Term: **14 Years**

(21) Appl. No.: **29/329,495**

(22) Filed: **Dec. 16, 2008**

(51) **LOC (9) Cl.** **12-16**

(52) **U.S. Cl.** **D12/196**

(58) **Field of Classification Search** D12/90,
D12/91, 92, 96, 190, 196; 296/56, 57.1,
296/184.1, 185.1, 186.1

See application file for complete search history.

(56) **References Cited**

U.S. PATENT DOCUMENTS

D312,609 S	12/1990	Preslik
D312,805 S	12/1990	Marlowe
D312,810 S	12/1990	Preslik
D313,954 S	1/1991	Fingerle
D313,966 S	1/1991	Marlowe
D319,036 S	8/1991	Fingerle
D320,582 S	10/1991	Fingerle
D395,848 S	7/1998	Meryman
D411,140 S	6/1999	Meryman
D420,622 S	2/2000	Hellhake
D422,957 S	4/2000	Damon
D423,990 S	5/2000	Meryman
D433,365 S	11/2000	Beigel
D433,967 S	11/2000	Delashaw

(Continued)

OTHER PUBLICATIONS

Kenworth Truck Company, Kirkland, Washington, "T600," 1996, 7 page brochure.

(Continued)

Primary Examiner—Robert M Spear

Assistant Examiner—Barbara B Lohr

(74) *Attorney, Agent, or Firm*—Christensen O'Connor Johnson Kindness PLLC

(57) **CLAIM**

The ornamental design for a truck chassis rear fairing, as shown and described.

DESCRIPTION

FIG. 1 is a front perspective view of a truck rear chassis fairing showing our new design;

FIG. 2 is a right side elevational view of the truck chassis rear fairing of FIG. 1;

FIG. 3 is a top plan view of the truck chassis rear fairing of FIG. 1;

FIG. 4 is a bottom plan view of the truck chassis rear fairing of FIG. 1;

FIG. 5 is a front elevational view of the truck chassis rear fairing of FIG. 1;

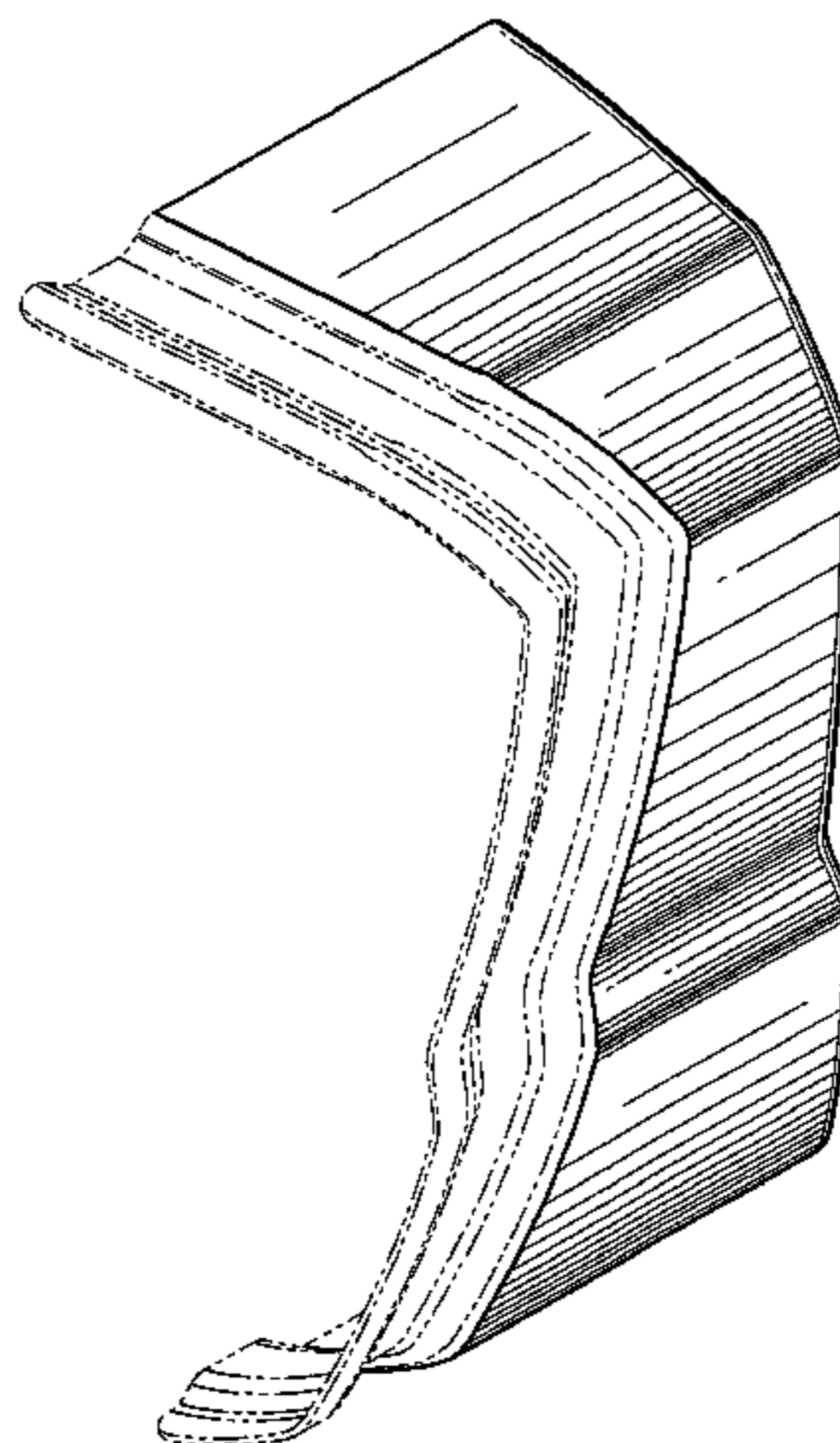
FIG. 6 is a rear elevational view of the truck chassis rear fairing of FIG. 1; and,

FIG. 7 is a front perspective view of the truck chassis rear fairing of FIG. 1 and an environment related to the truck chassis rear fairing of our new design.

The broken lines in the drawing form no part of the claimed design.

FIGS. 1-7 illustrate a first embodiment of our novel design suitable for use on the right side of a truck. Our novel design also includes a second embodiment suitable for use on the left side of a truck, which is mirror symmetrical to FIGS. 1-7, and therefore not separately illustrated.

1 Claim, 6 Drawing Sheets



U.S. PATENT DOCUMENTS

D437,258 S 2/2001 Meryman
D437,570 S 2/2001 Meryman
D460,023 S 7/2002 Beigel
D465,749 S 11/2002 Beigel
D496,620 S 9/2004 Perfetti
D522,945 S 6/2006 Beigel
D531,946 S 11/2006 Angelo
D531,948 S * 11/2006 Angelo et al. D12/196
D532,731 S * 11/2006 Angelo et al. D12/196
D539,704 S 4/2007 Angelo
D540,727 S 4/2007 Elliott

OTHER PUBLICATIONS

Kenworth Truck Company, Kirkland, Washington, "T2000," 1999, 20 page brochure.
Kenworth Truck Company, Kirkland, Washington, "T600," 2002, 28 page brochure.

Kenworth Truck Company, Kirkland, Washington, "T2000," 2002, 20 page brochure.
Kenworth Truck Company, Kirkland, Washington, "T600," 2005, 23 page brochure.
Kenworth Truck Company, Kirkland, Washington, "T2000," 2005, 20 page brochure.
Kenworth Truck Company, Kirkland, Washington, "T660," 2007, 36 page brochure.
Peterbilt Motors Company, Denton Texas, "Unibilt™ Cab Sleeper System," Aug. 1994, 6 page brochure.
Peterbilt Motors Company, Denton, Texas, "Model 377A/E," Jan. 1995, 6-page brochure.
Peterbilt Motors Company, Denton, Texas, "Model 385," Oct. 1996, 5 page brochure.
Peterbilt Motors Company, Denton, Texas, "Model 377A/E," Aug. 1997, 2-page brochure.
Peterbilt Motors Company, Denton, Texas, "Model 387," Oct. 2002, 2-page brochure.

* cited by examiner

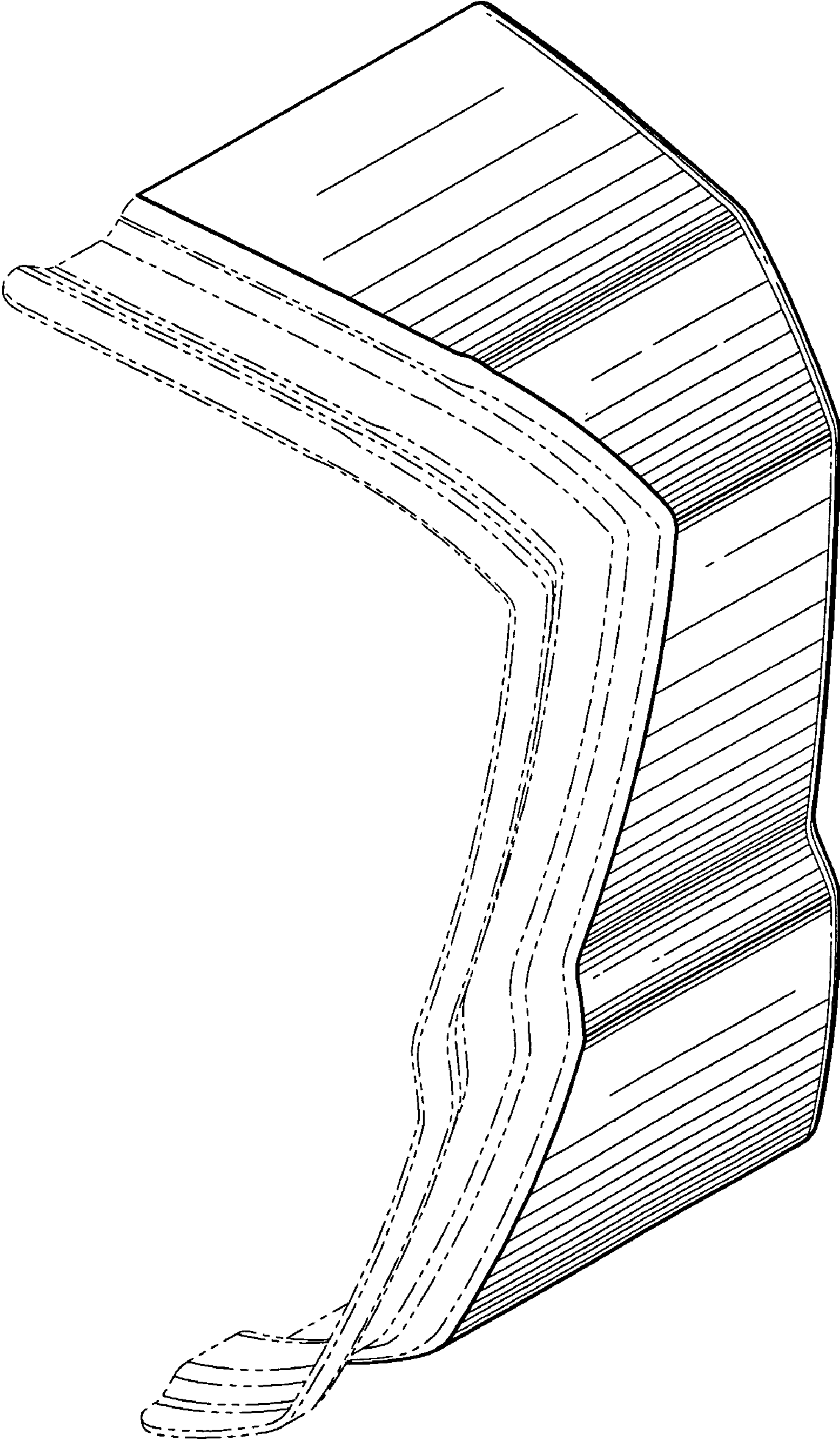


Fig. 1.

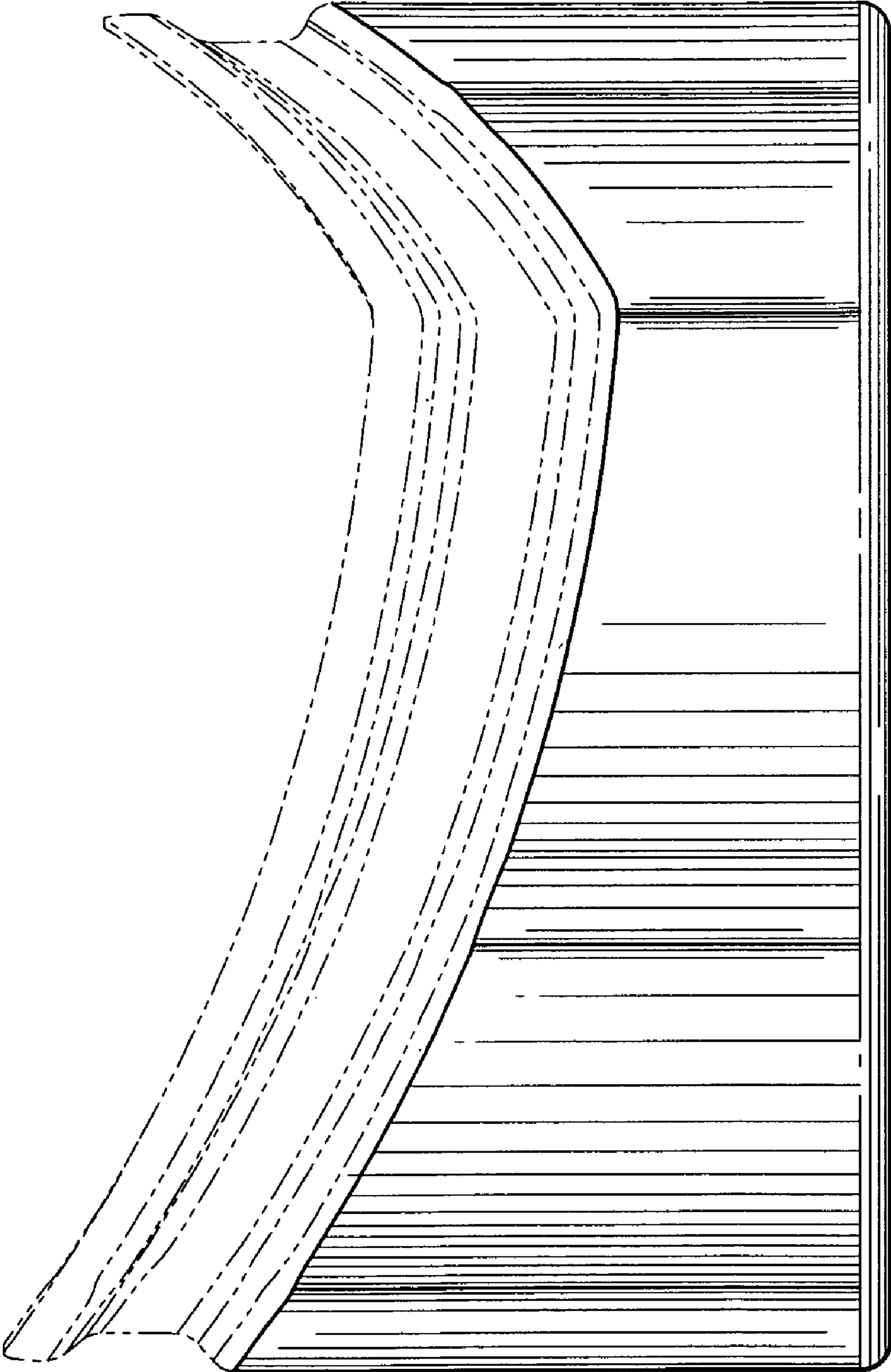


Fig. 2.

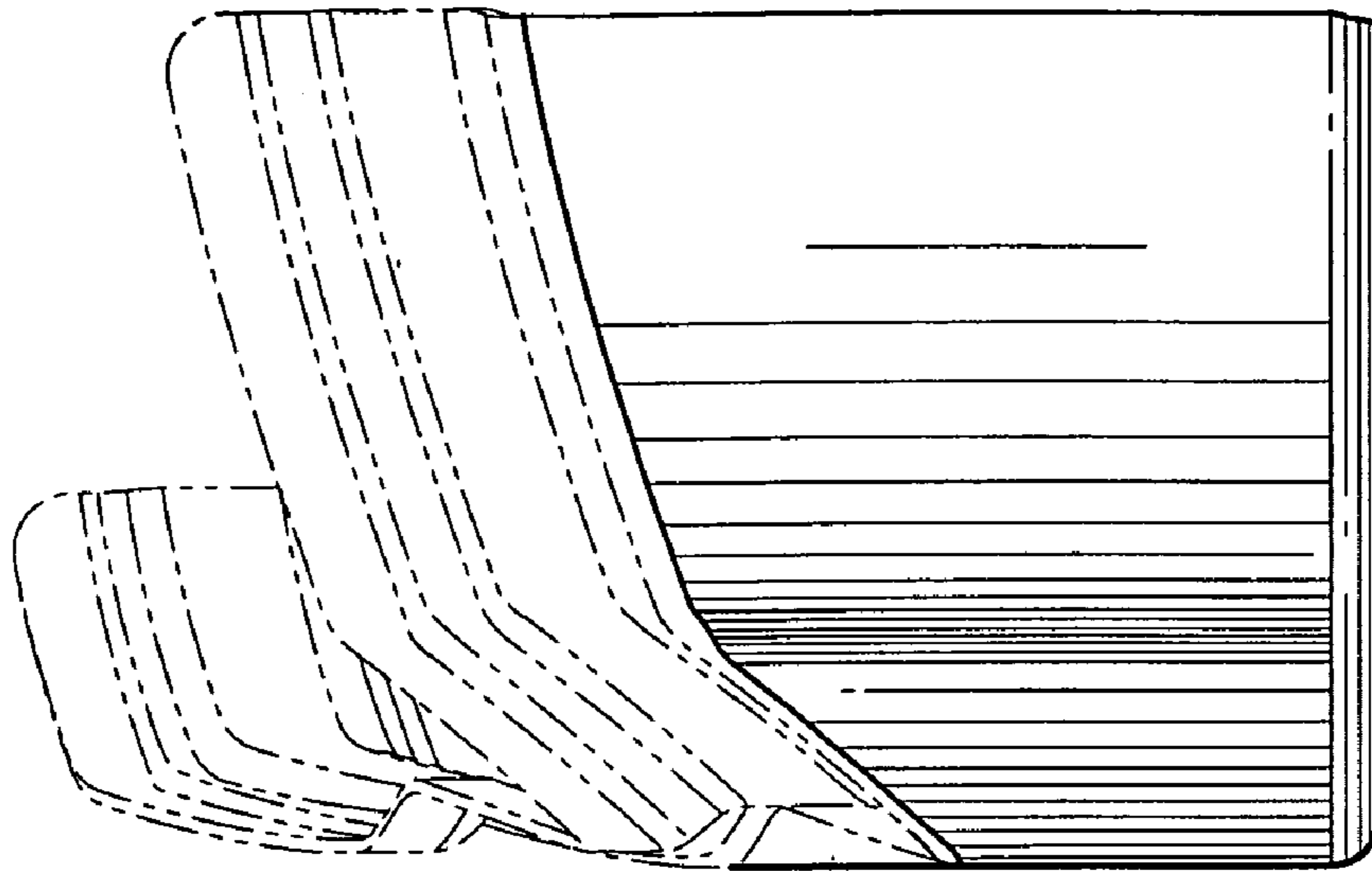


Fig. 3.

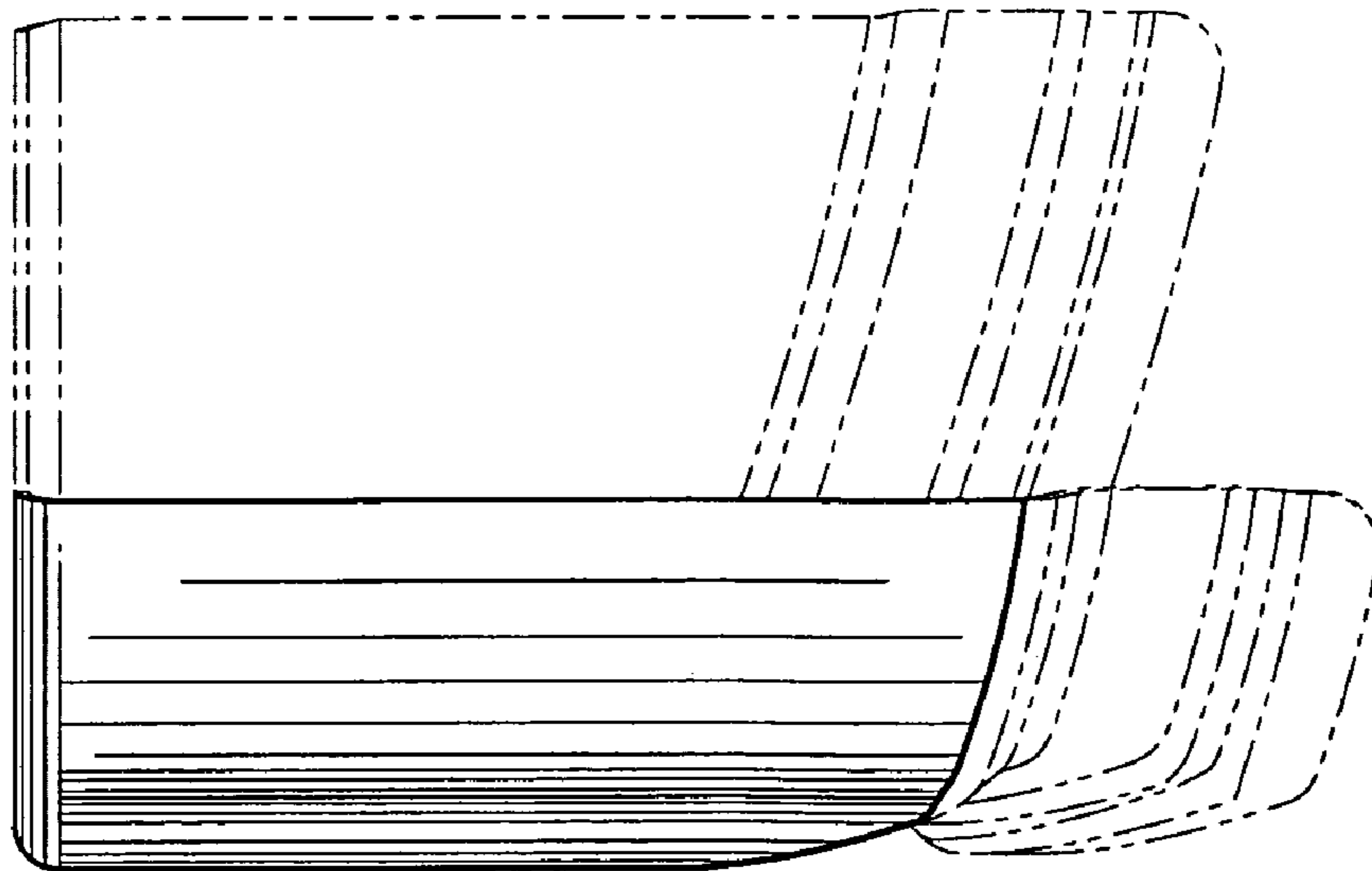


Fig. 4.

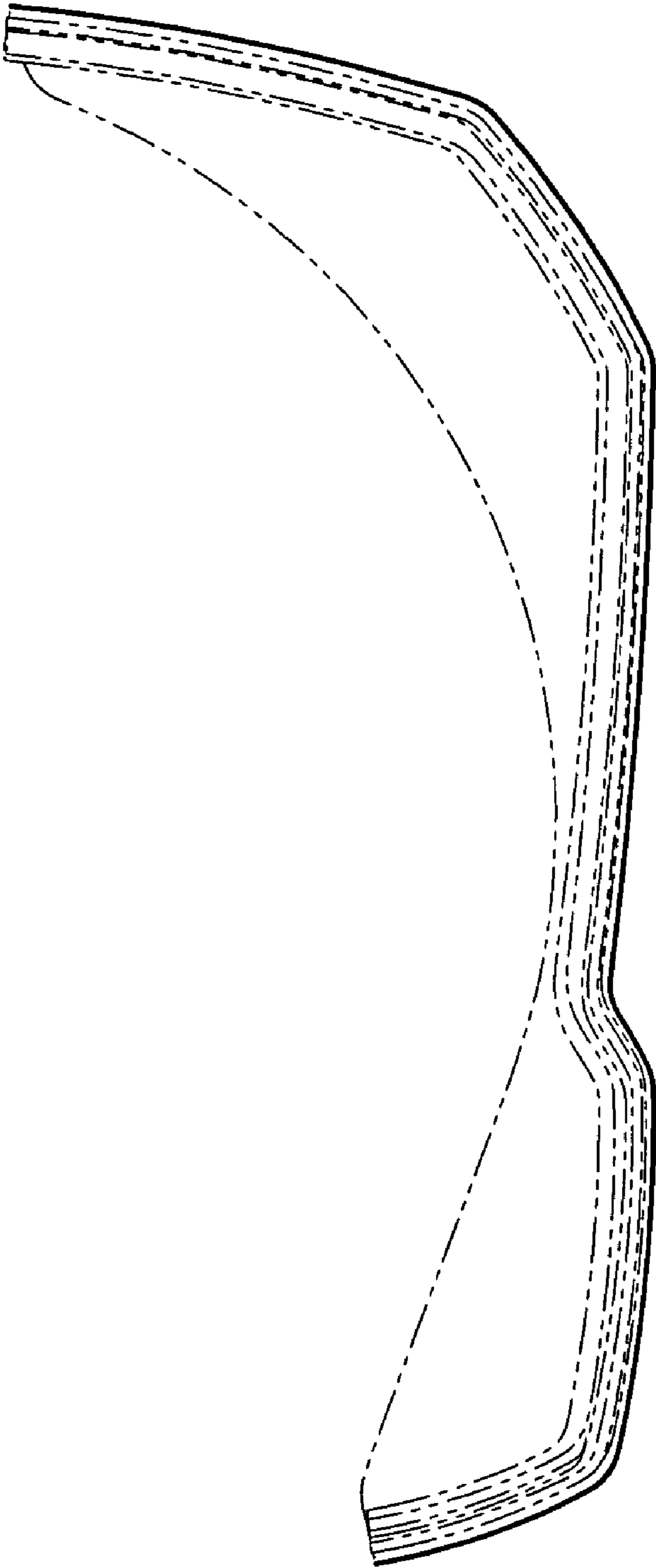


Fig. 5.

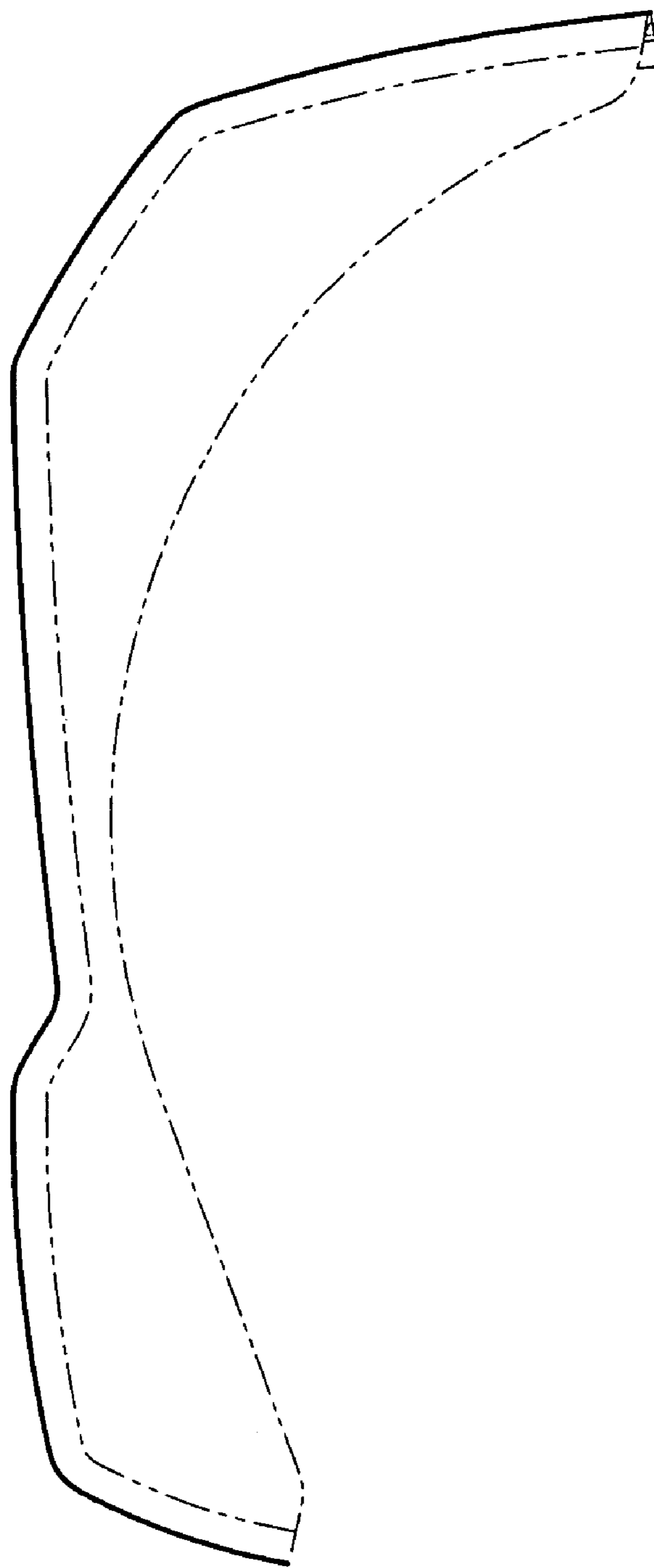


Fig. 6.

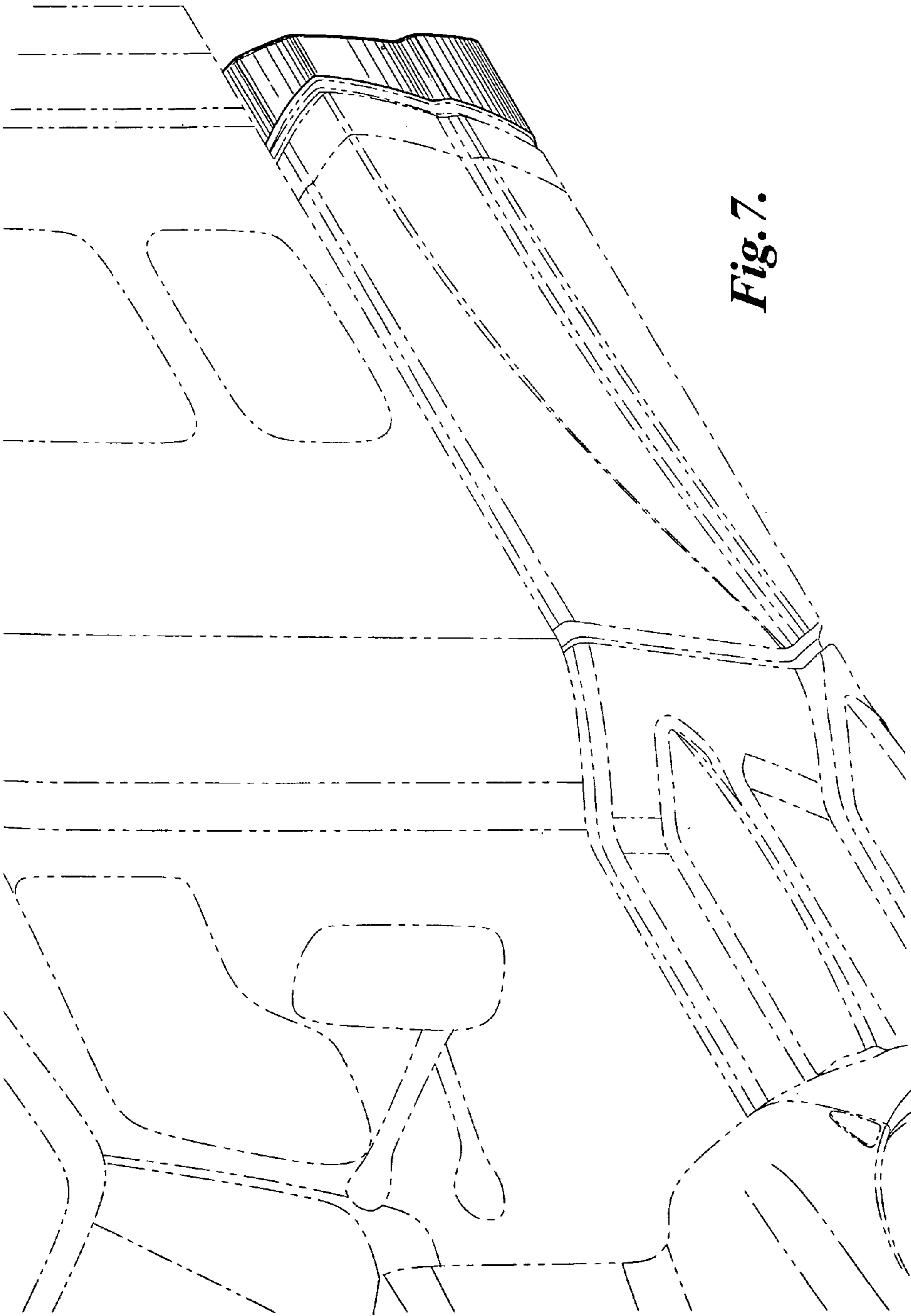


Fig. 7.