



US00D628122S

(12) **United States Design Patent**  
**Sanders**

(10) **Patent No.:** **US D628,122 S**

(45) **Date of Patent:** **\*\* Nov. 30, 2010**

(54) **STRAP**

(76) Inventor: **Cindy Sanders**, 16750 Gulf Blvd., Unit  
712, North Redington Beach, FL (US)  
33708

(\*\*) Term: **14 Years**

(21) Appl. No.: **29/361,681**

(22) Filed: **May 13, 2010**

**Related U.S. Application Data**

(63) Continuation-in-part of application No. 12/072,388,  
filed on Feb. 26, 2008.

(51) **LOC (9) Cl.** ..... **02-07**

(52) **U.S. Cl.** ..... **D11/200**

(58) **Field of Classification Search** ..... D11/1-2,  
D11/200-201, 203-206, 210, 212, 214-219,  
D11/222, 224, 226; 24/163 R, 169-171,  
24/173, 177-179, 191, 194-195, 197, 200  
See application file for complete search history.

(56) **References Cited**

**U.S. PATENT DOCUMENTS**

D174,301 S \* 3/1955 Fastener ..... D11/221

4,099,301 A \* 7/1978 Fujisaki ..... 24/386  
4,115,906 A \* 9/1978 Lavine et al. .... 24/72.1  
D265,606 S \* 8/1982 Kasai ..... D11/221  
D331,892 S \* 12/1992 Semons ..... D11/221  
D463,325 S \* 9/2002 Savoia ..... D11/200  
D535,911 S \* 1/2007 Crisco ..... D11/200  
D541,190 S \* 4/2007 Plzak ..... D11/200  
D556,632 S \* 12/2007 Cossutti ..... D11/221  
D569,306 S \* 5/2008 Taylor ..... D11/200

\* cited by examiner

*Primary Examiner*—Ralf Seifert  
(74) *Attorney, Agent, or Firm*—Thomas Frost

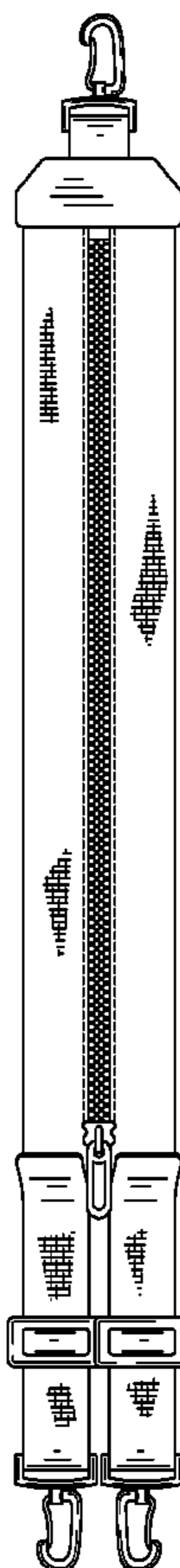
(57) **CLAIM**



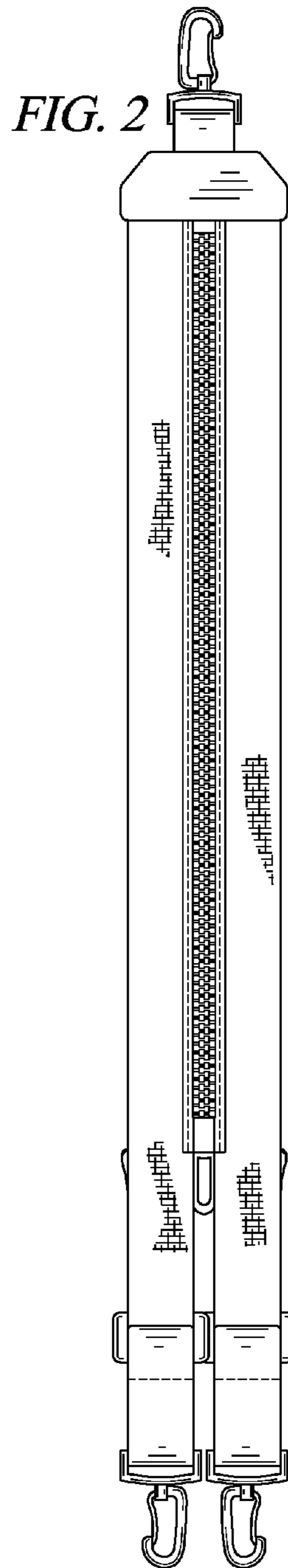
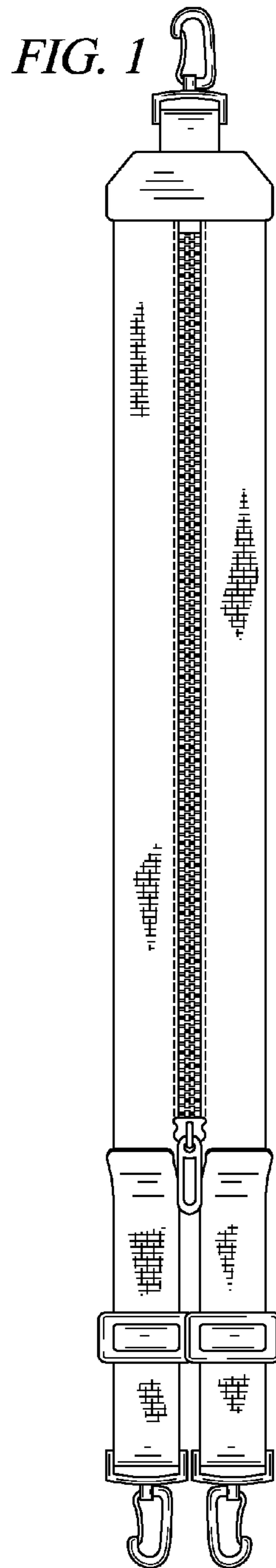
The ornamental design for a strap, as shown and described.

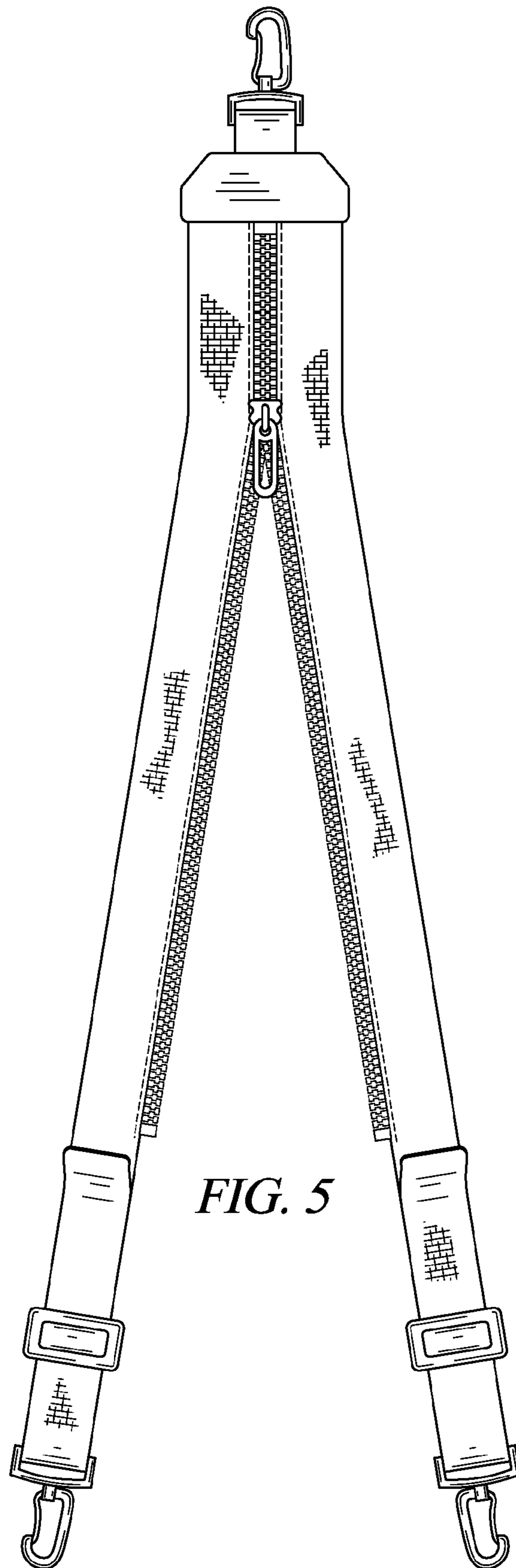
**DESCRIPTION**

FIG. 1 is a front elevational view thereof;  
FIG. 2 is a rear elevational view thereof;  
FIG. 3 is a left side elevational view thereof;  
FIG. 4 is a right side elevational view thereof; and,  
FIG. 5 is a front elevational view with arms disengaged.

**1 Claim, 2 Drawing Sheets**







*FIG. 5*