



US00D628119S

(12) **United States Design Patent**
Sandberg

(10) **Patent No.:** **US D628,119 S**

(45) **Date of Patent:** **** Nov. 30, 2010**

(54) **SLEIGH**

(76) **Inventor:** **Donald Sandberg**, 22 Crowndale Pl.,
Smithville, NJ (US) 08205

(**) **Term:** **14 Years**

(21) **Appl. No.:** **29/356,885**

(22) **Filed:** **Mar. 3, 2010**

(51) **LOC (9) Cl.** **11-04**

(52) **U.S. Cl.** **D11/121**

(58) **Field of Classification Search** D11/117,
D11/121, 124, 125, 130, 130.1, 131, 132,
D11/138, 163; 428/7, 8, 9, 12
See application file for complete search history.

(56) **References Cited**

U.S. PATENT DOCUMENTS

365,392	A *	6/1887	Lee	280/845
376,686	A *	1/1888	Crandall	292/345
D25,135	S *	2/1896	Moyer	D12/9
579,917	A *	3/1897	Caffrey	280/24
1,065,876	A *	6/1913	Kennard	280/24
D73,277	S *	8/1927	Berger	D11/159
D112,958	S *	1/1939	Lynch	D12/10
D148,209	S *	12/1947	Arnold	D11/129
D151,116	S *	9/1948	Biener	D11/125
D152,220	S *	12/1948	Shailer	D12/10
D159,393	S *	7/1950	Roche	D9/672
D167,660	S *	9/1952	Schrager	D11/129
2,642,292	A *	6/1953	Fortin	280/845
D170,939	S *	11/1953	Petry	D11/129
2,765,583	A *	10/1956	Gamble	40/420
2,821,801	A *	2/1958	Pruitt, Sr.	40/420
D182,595	S *	4/1958	Jackson	D11/130.1
D187,035	S *	1/1960	Singer	D12/6
D202,941	S *	11/1965	Kraus	D19/2
3,224,660	A *	12/1965	Willis et al.	229/116.3
D211,366	S *	6/1968	Kadson	D11/129

D234,584	S *	3/1975	Morris	D12/6
4,190,979	A *	3/1980	Singer	446/93
D264,282	S *	5/1982	Blavat	D11/130.1
D281,212	S *	11/1985	Appleby	D7/699
4,561,666	A *	12/1985	Aumann	280/20
D337,899	S *	8/1993	Mattikow	D6/407
5,379,202	A *	1/1995	Daun	362/249.16
5,450,682	A *	9/1995	Franco et al.	40/415
D374,412	S *	10/1996	Dauberman, Jr.	D11/158
D389,089	S *	1/1998	Lal et al.	D11/125
D392,210	S *	3/1998	Chong	D11/129
D401,529	S *	11/1998	Lippert et al.	D11/125
D521,636	S *	5/2006	Holland	D23/410
D620,388	S *	7/2010	Chen et al.	D11/125
2010/0159080	A1 *	6/2010	Steele et al.	426/89

* cited by examiner

Primary Examiner—Stella M Reid

Assistant Examiner—Elizabeth J Oswecki

(74) *Attorney, Agent, or Firm*—Michael R. Kahn

(57) **CLAIM**

The ornamental design for an ornamental sleigh, shown and described.

DESCRIPTION

FIG. 1 is a front perspective view of an ornamental sleigh showing my new design;

FIG. 2 is a rear perspective view thereof;

FIG. 3 is a front view thereof;

FIG. 4 is a rear view thereof;

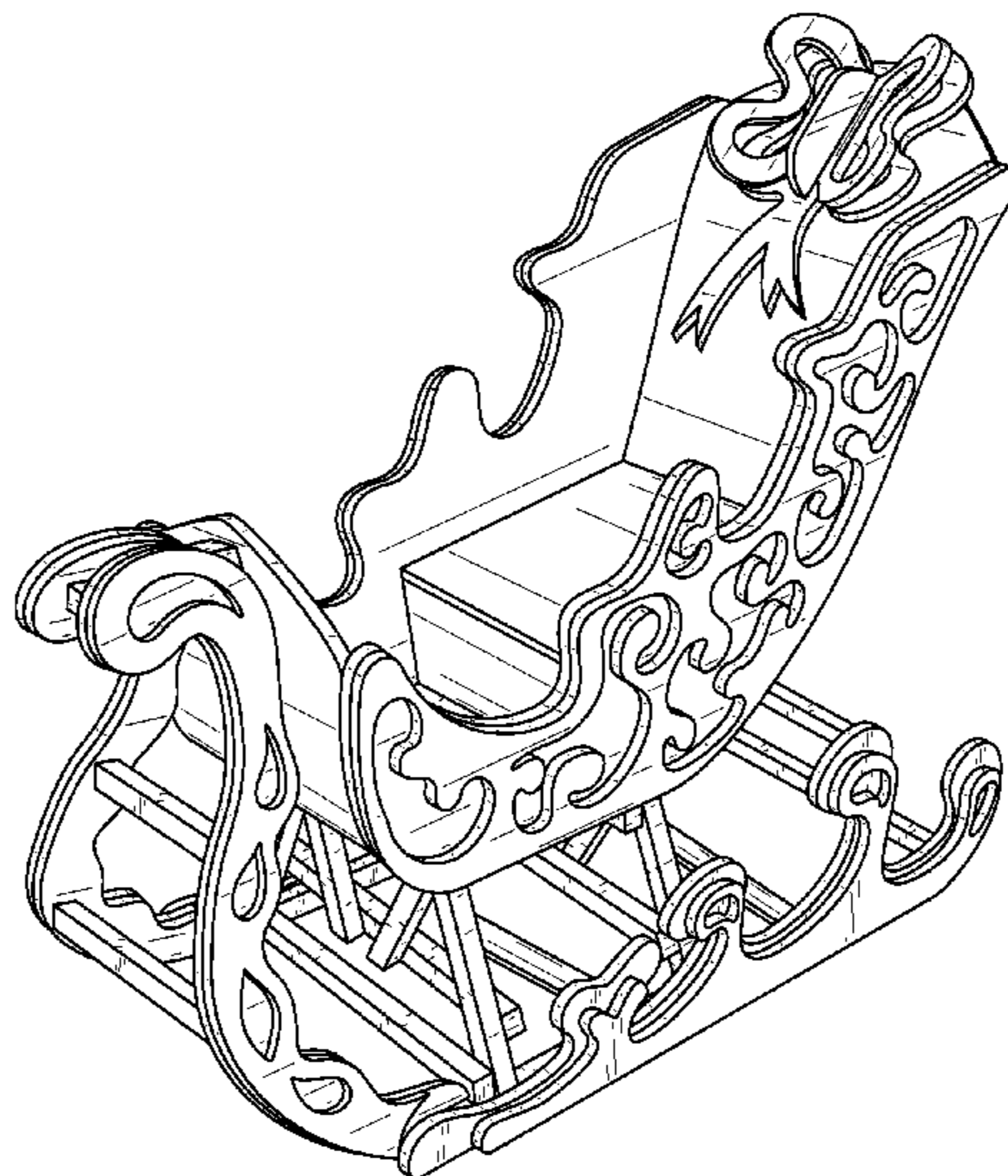
FIG. 5 is a right side view thereof;

FIG. 6 is a left side view thereof;

FIG. 7 is a top view thereof; and,

FIG. 8 is a bottom view thereof.

1 Claim, 8 Drawing Sheets



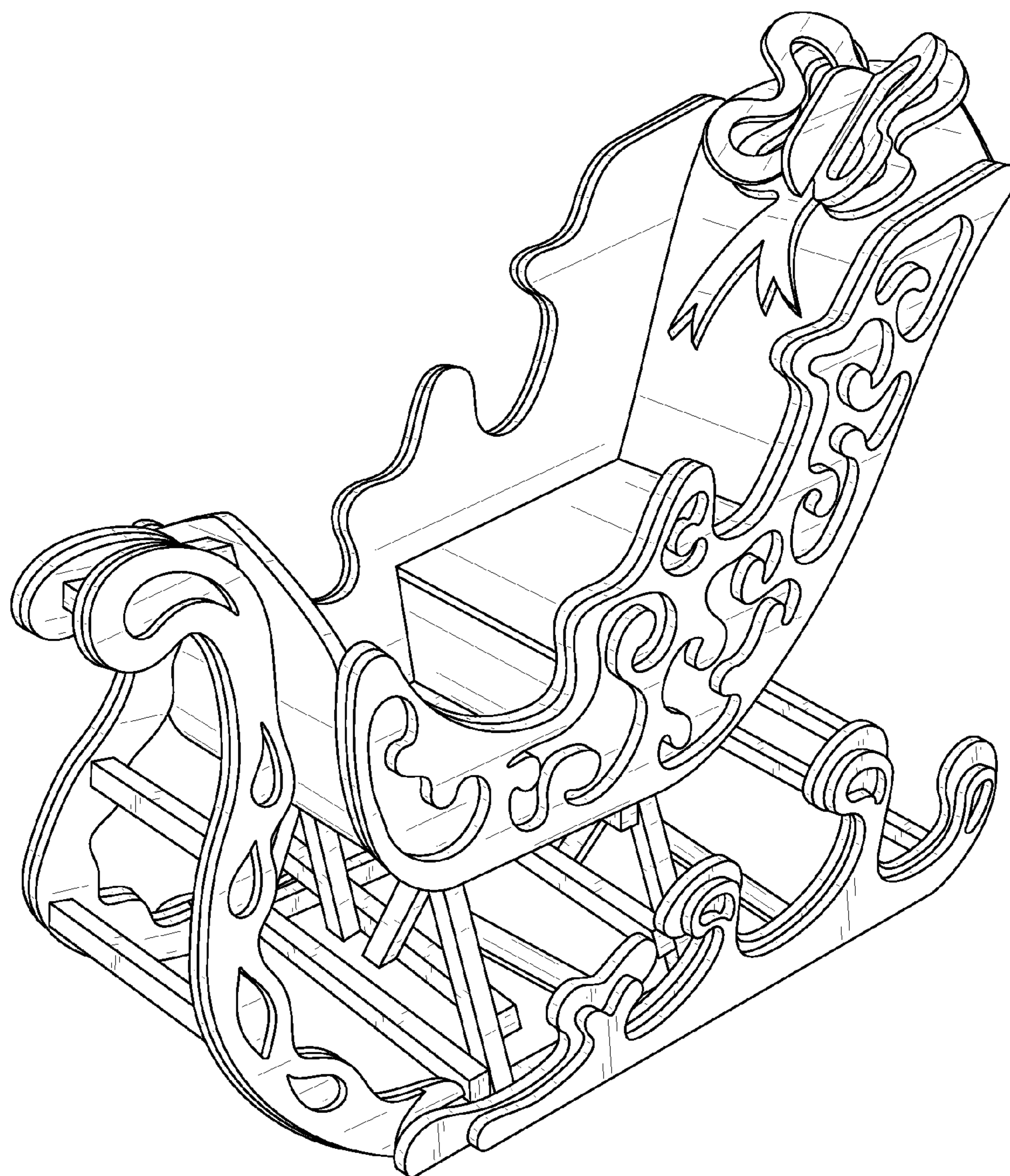


FIG. 1

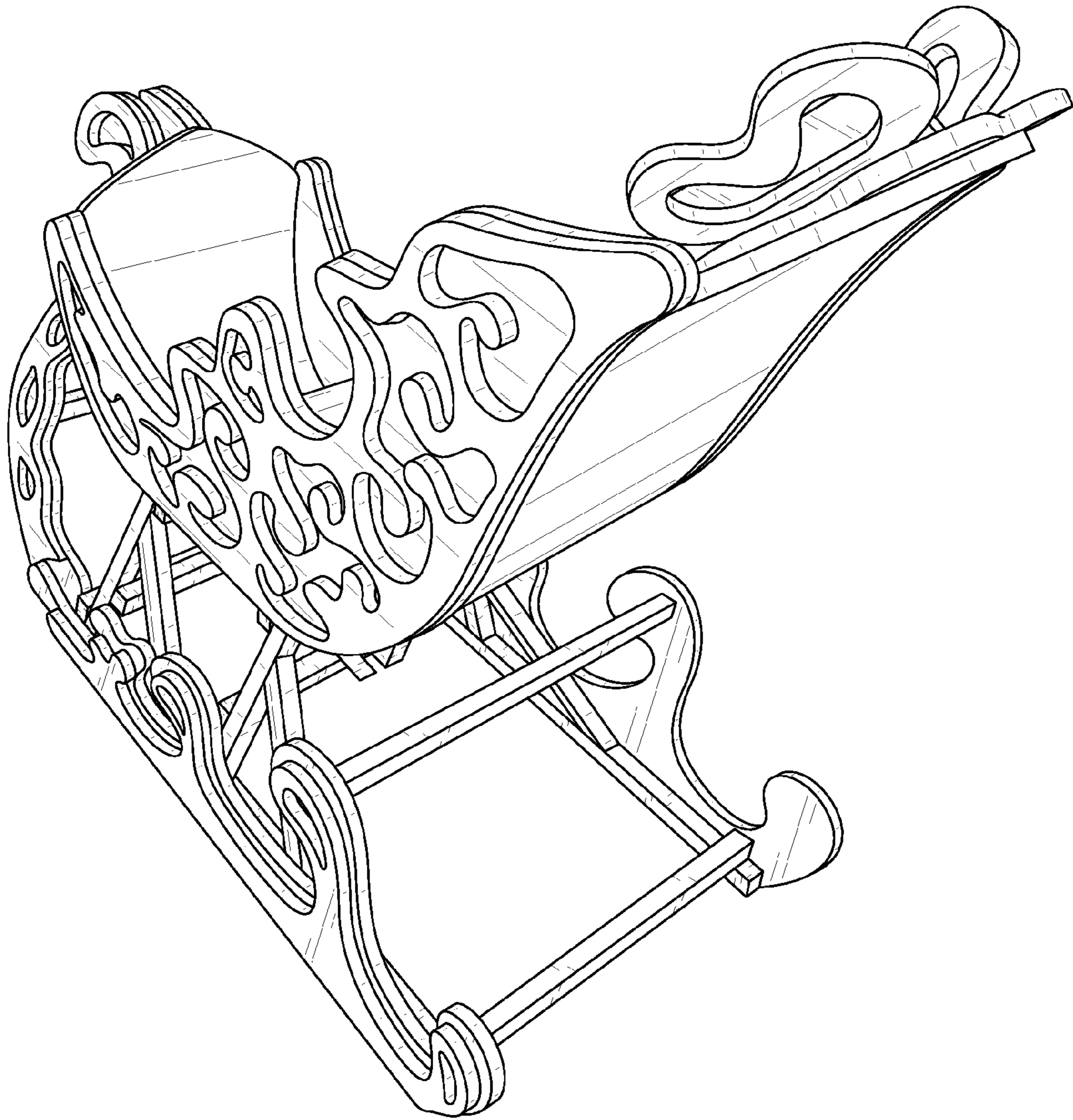


FIG. 2




FIG. 3

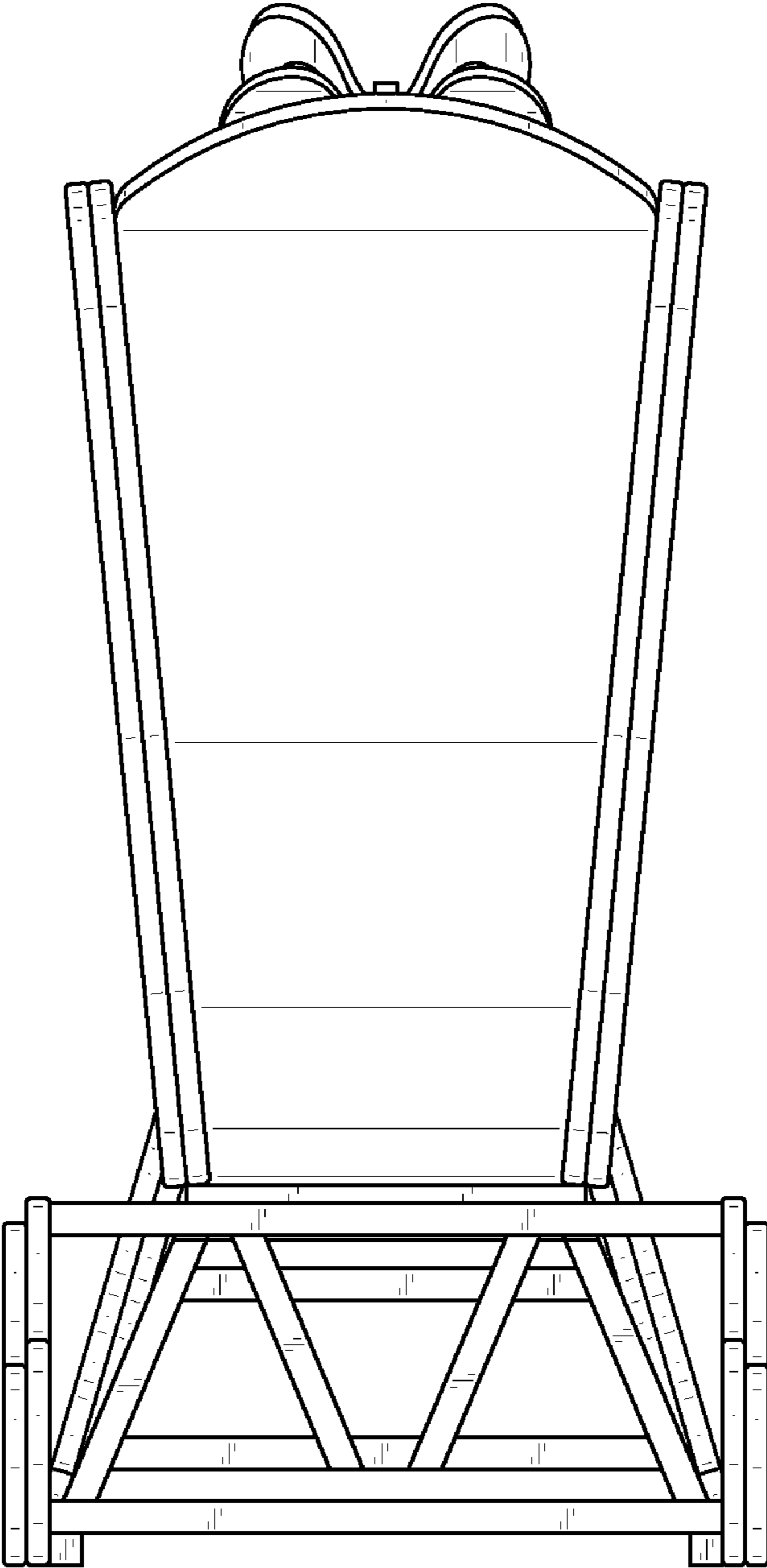


FIG. 4




FIG. 5




FIG. 6

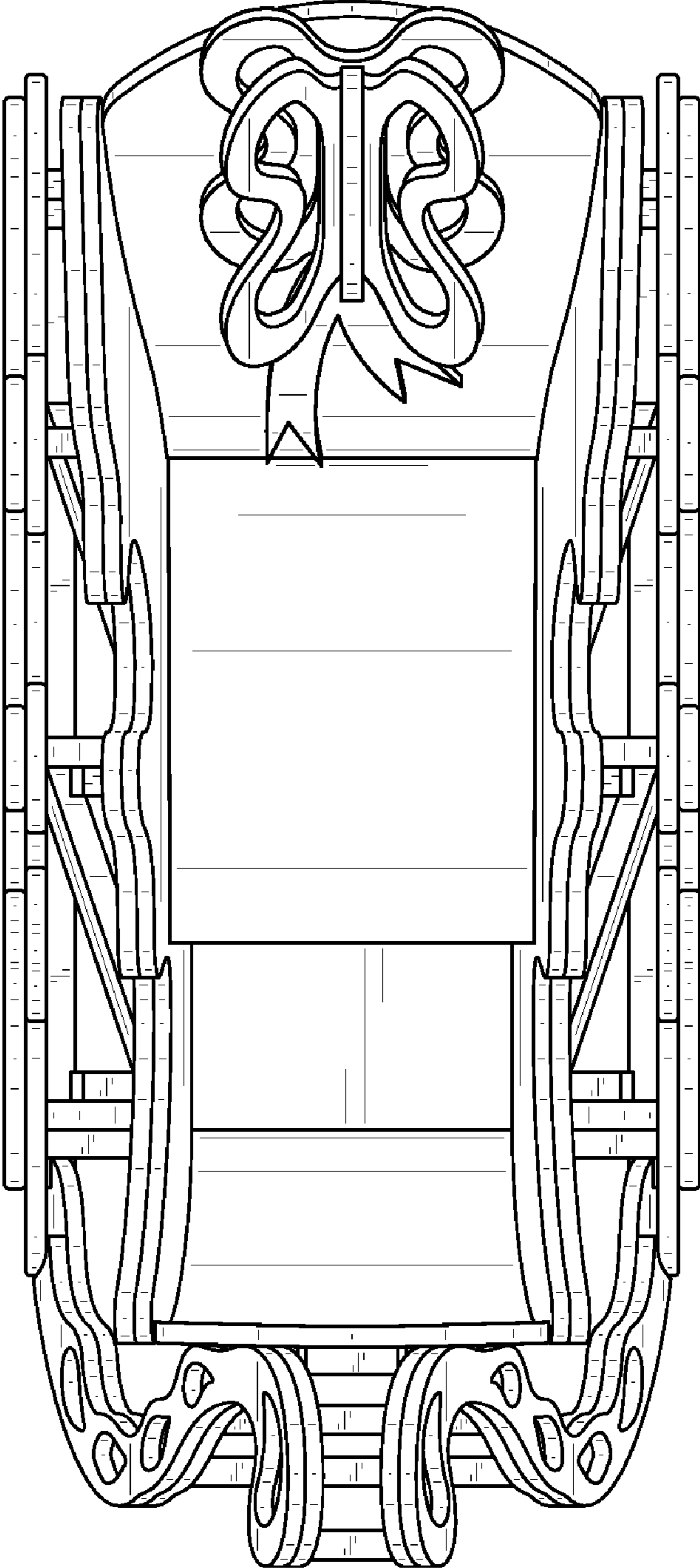


FIG. 7

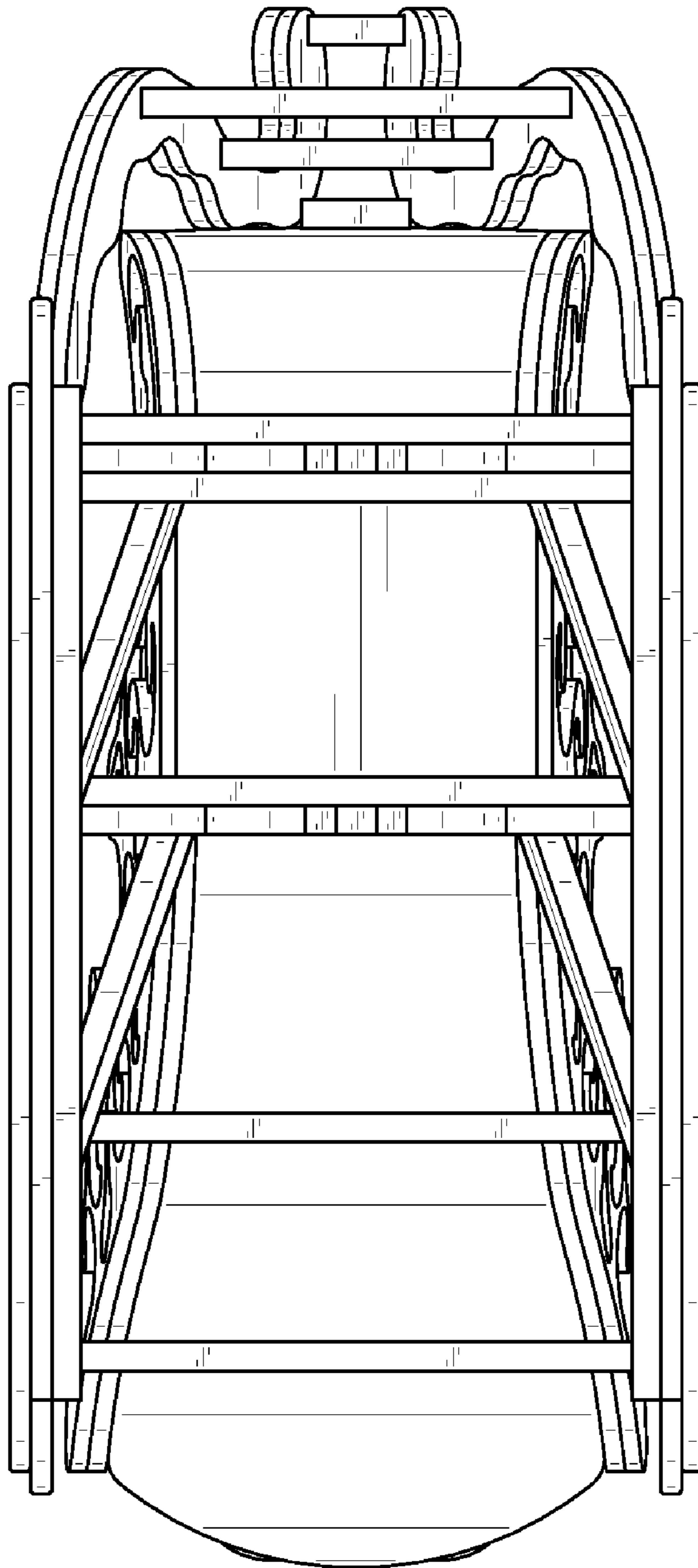


FIG. 8