



US00D628118S

(12) **United States Design Patent**  
**Lehmann et al.**

(10) **Patent No.:** **US D628,118 S**  
(45) **Date of Patent:** **\*\* Nov. 30, 2010**

(54) **DECORATIVE ANATOMICAL IMAGE  
JEWELRY ITEM**

(76) Inventors: **Todd Philip Lehmann**, 1581 Emery Rd., East Aurora, NY (US) 14052;  
**Malcolm Warren**, 1228 Main Rd., Corfu, NY (US) 14036

(\*\*) Term: **14 Years**

(21) Appl. No.: **29/277,205**

(22) Filed: **Feb. 17, 2007**

**Related U.S. Application Data**

(62) Division of application No. 29/257,846, filed on Apr. 11, 2006, now Pat. No. Des. 544,390, which is a division of application No. 11/324,932, filed on Jan. 4, 2006, now abandoned.

(51) **LOC (9) Cl.** ..... **11-03**

(52) **U.S. Cl.** ..... **D11/102**

(58) **Field of Classification Search** ..... D11/1-2,  
D11/40-41, 43-50, 53, 56, 60, 63, 65, 67,  
D11/75-78.1, 86, 89, 95-105, 108-109, 115-116;  
63/1.11, 1.12, 1.13, 1.14, 1.16, 1.18, 13,  
63/14.1, 35, 38, 39

See application file for complete search history.

(56) **References Cited**

**U.S. PATENT DOCUMENTS**

964,499 A 7/1910 Delabarre

(Continued)

**OTHER PUBLICATIONS**

4 pages from the website www.Thumbies.com dated Feb. 9, 2007.

*Primary Examiner*—Ralf Seifert

(74) *Attorney, Agent, or Firm*—Robert D. Gunderman, Jr.;  
Patent Technologies, LLC

(57) **CLAIM**

The ornamental design for a decorative anatomical image jewelry item, as shown and described.

**DESCRIPTION**

A portion of the disclosure of this patent document contains material which is subject to copyright protection. The copyright owner has no objection to the facsimile reproduction by anyone of the patent document or the patent disclosure, as it appears in the Patent and Trademark Office patent files or records, but otherwise reserves all copyrights whatsoever.

FIG. 1 is a front perspective view of a first embodiment of the decorative anatomical image jewelry item showing the new design;

FIG. 2 is a front plan view of a first embodiment of the decorative anatomical image jewelry item shown in FIG. 1;

FIG. 3 is a right side elevation view of a first embodiment of the decorative anatomical image jewelry item shown in FIG. 1;

FIG. 4 is a left side elevation view of a first embodiment of the decorative anatomical image jewelry item shown in FIG. 1;

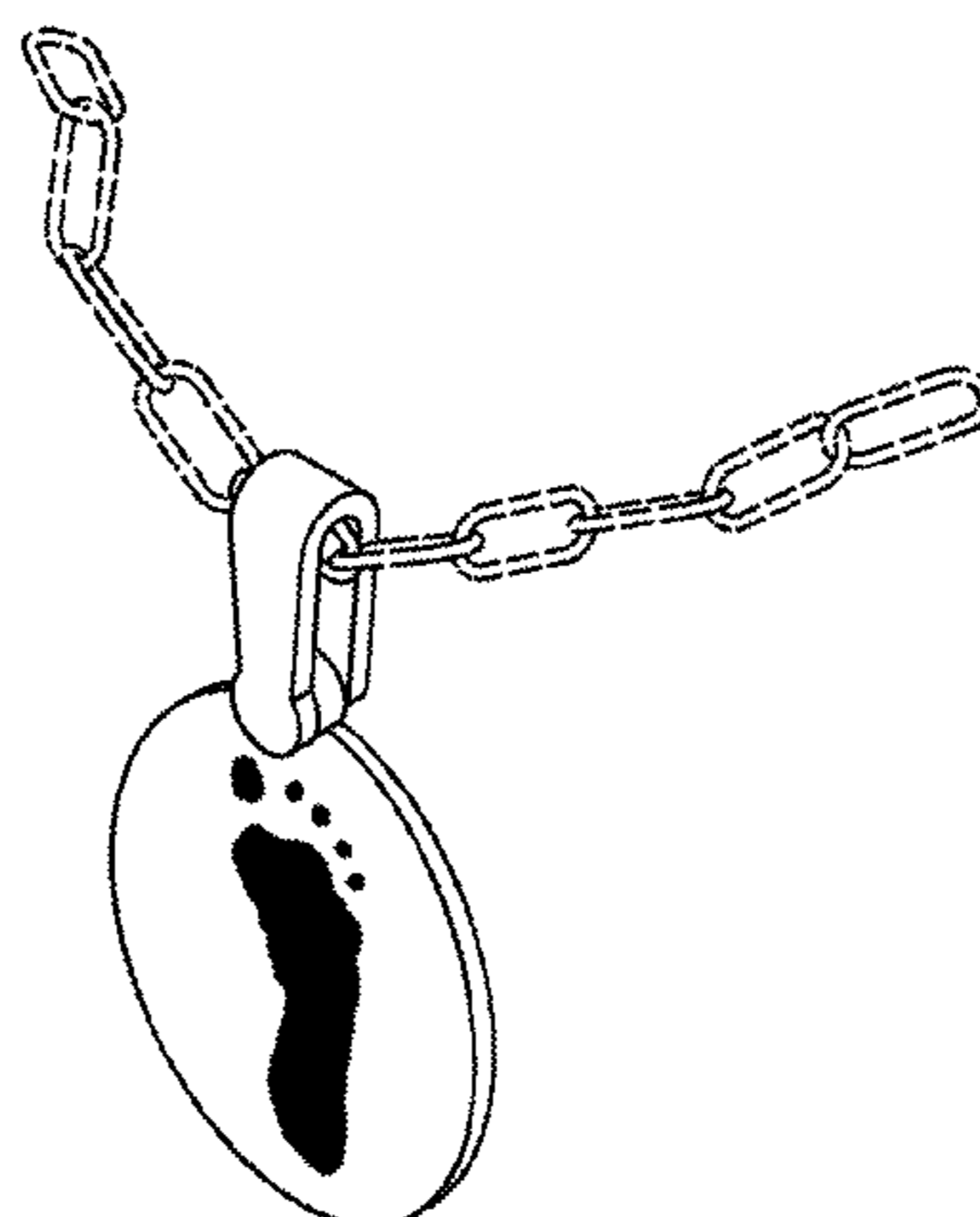
FIG. 5 is a rear plan view of a first embodiment of the decorative anatomical image jewelry item shown in FIG. 1; and,

FIG. 6 is a front plan view of a second embodiment of the decorative anatomical image jewelry item, the only difference being that the decorative anatomical image has texture.

Any broken line illustration of environmental structure in the drawings is for illustrative purposes only and forms no part of the claimed design,

The characteristic feature of the design resides in a decorative anatomical image portrayed on a bailed pendant where the bail that is attached to the decorative anatomical image ornamentally hides a hole in the bailed pendant.

**1 Claim, 6 Drawing Sheets**



# US D628,118 S

Page 2

---

U.S. PATENT DOCUMENTS						
				4,993,472 A	2/1991	Culver
				D407,660 S	4/1999	Gordon
2,372,761 A *	4/1945	Boyd .....	156/61	6,435,255 B1	8/2002	Kaladjian
D247,880 S *	5/1978	Lang .....	D11/7	6,648,056 B1	11/2003	Kaladjian
D251,832 S *	5/1979	Maples .....	D11/96			

\* cited by examiner

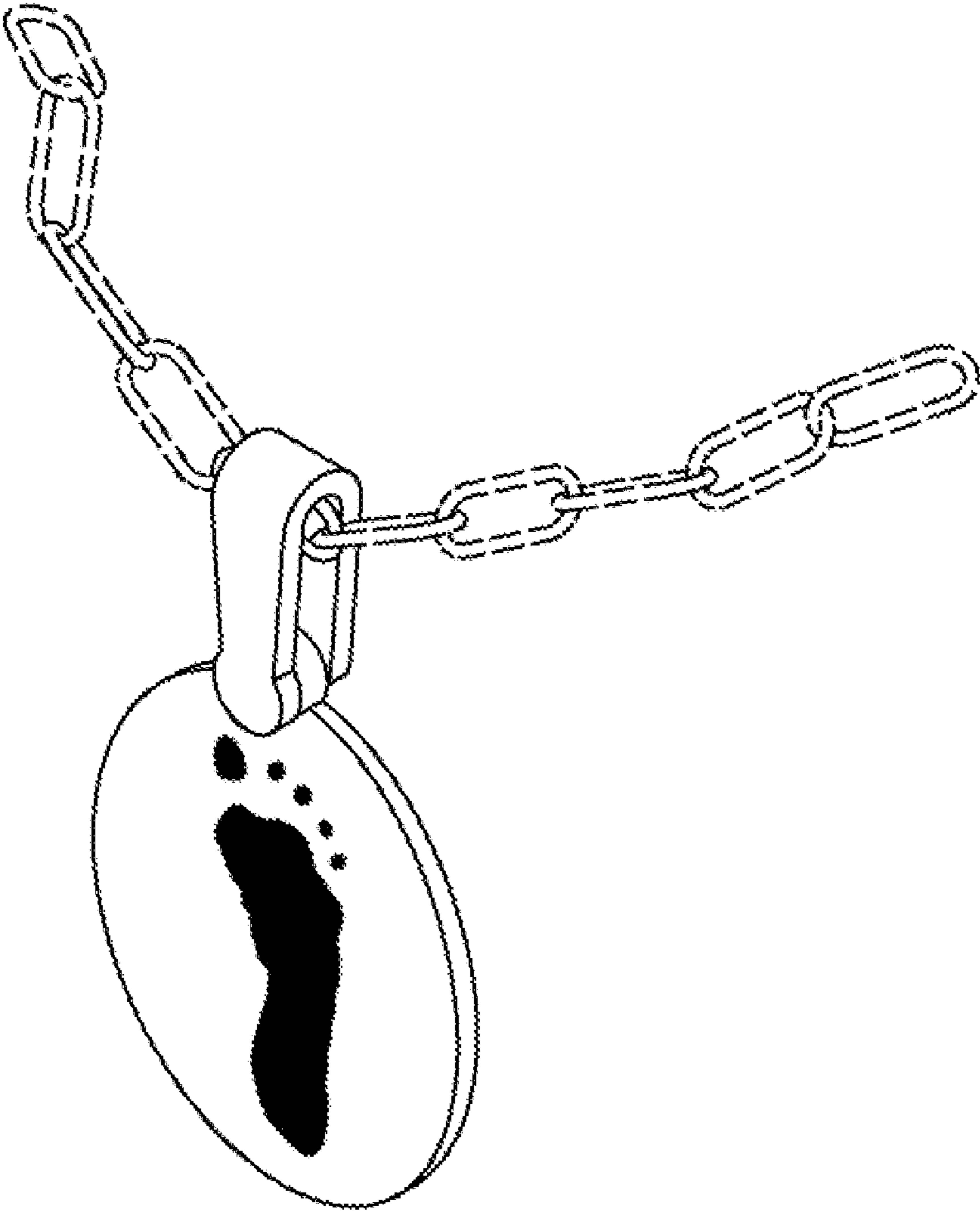


Fig. 1



Fig. 2

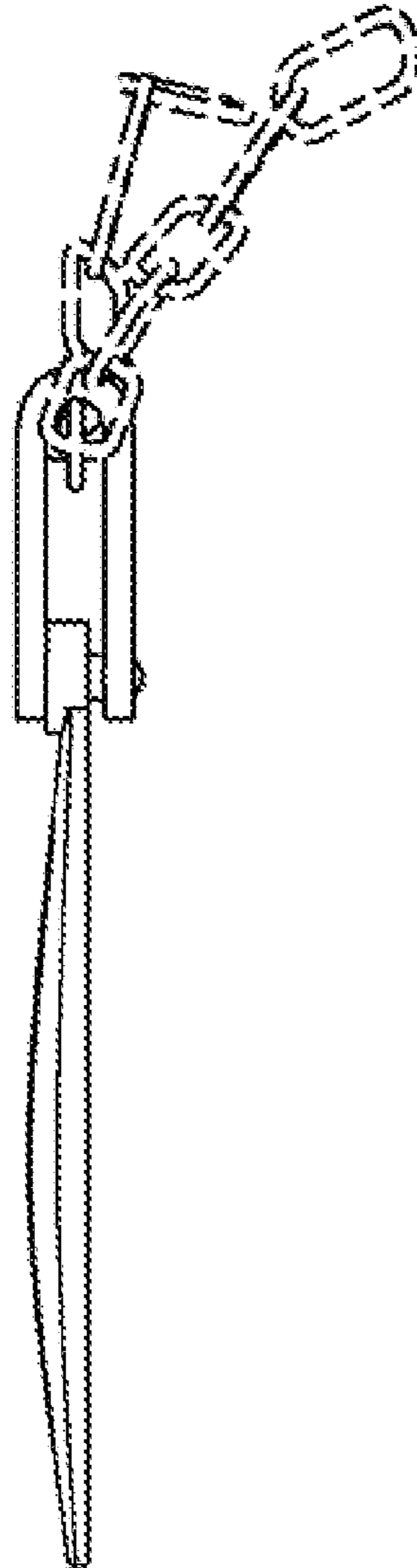


Fig. 3

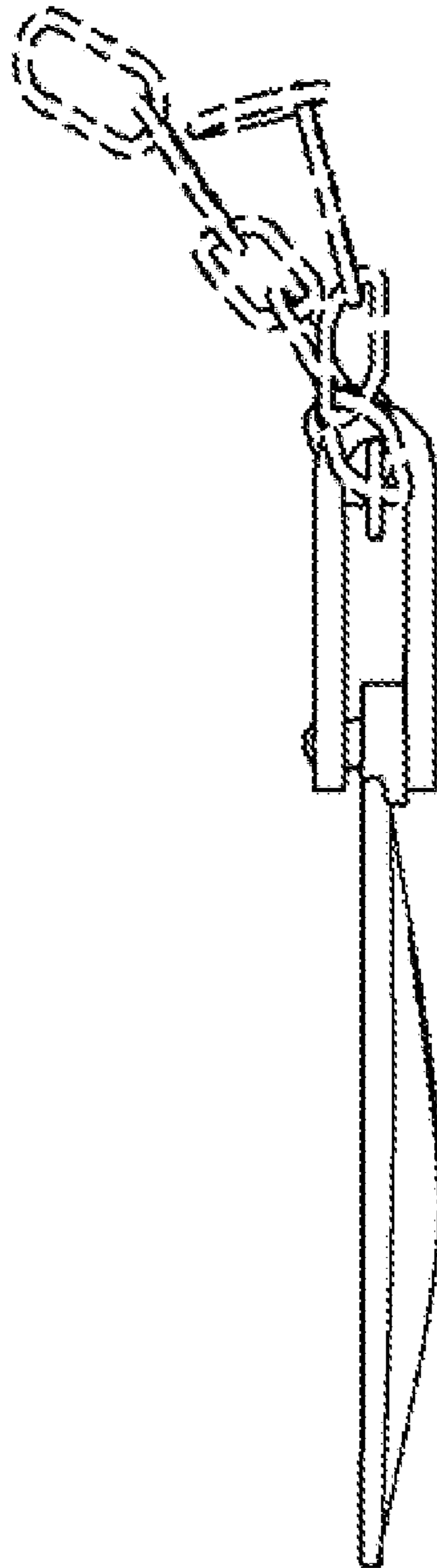


Fig. 4

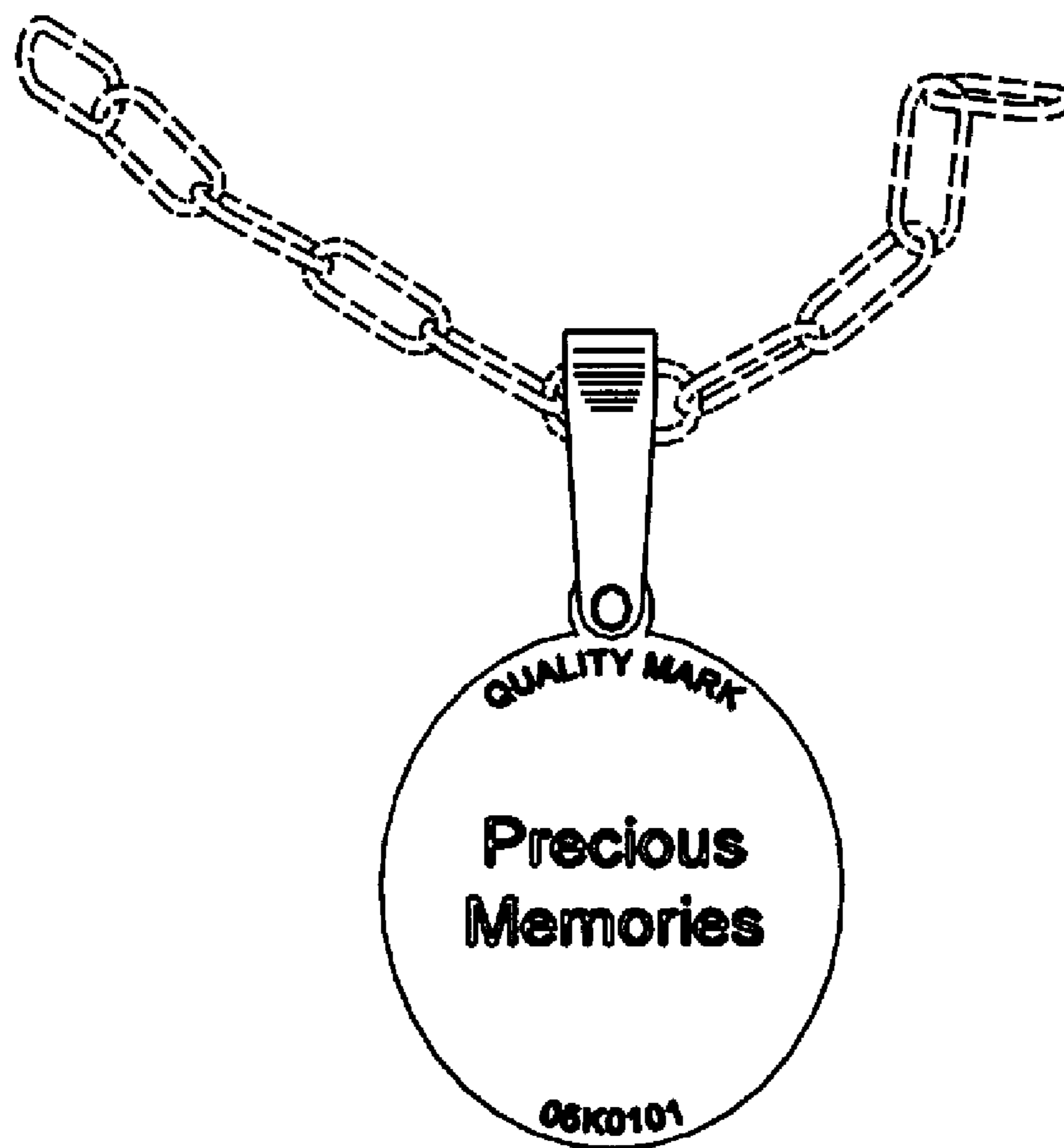


Fig. 5



Fig. 6