



US00D628116S

(12) **United States Design Patent
Marks**

(10) **Patent No.:** **US D628,116 S**
(45) **Date of Patent:** **** Nov. 30, 2010**

(54) **JEWELRY**

(75) Inventor: **Sandy Marks**, Dallas, TX (US)

(73) Assignee: **SBRE, LLC**, New York, NY (US)

(**) Term: **14 Years**

(21) Appl. No.: **29/361,689**

(22) Filed: **May 13, 2010**

(51) **LOC (9) Cl.** **11-02**

(52) **U.S. Cl.** **D11/79; D11/56**

(58) **Field of Classification Search** D11/1,
D11/2, 7, 40-44, 46-49, 53, 56, 57, 58-61,
D11/63, 65, 79-83, 86-87, 89-90, 99, 91,
D11/92, 101, 106, 114-116, 200-201; 63/1.11,
63/18-20; D3/207-211
See application file for complete search history.

(56) **References Cited**

U.S. PATENT DOCUMENTS

D36,793 S	2/1904	Chase	
D145,213 S	7/1946	Hobe	
D169,179 S	3/1953	Philippe	
D169,209 S *	3/1953	Philippe	D11/77
D182,639 S *	4/1958	Barbieri	D11/83
D212,118 S *	8/1968	Tomchin	D11/69
D218,192 S *	7/1970	Mechanic	D11/56
D236,644 S *	9/1975	Stoew	D11/83
D283,409 S *	4/1986	Hergert	D11/81
D291,425 S	8/1987	Webb	
D381,926 S *	8/1997	Bernsen	D11/79
D390,149 S *	2/1998	Shenhav	D11/7
D420,618 S *	2/2000	Minister	D11/103
D421,236 S *	2/2000	Del Valle	D11/56
D429,474 S *	8/2000	Stein	D11/79
D430,059 S *	8/2000	Beber et al.	D11/7
D434,689 S *	12/2000	Nasr	D11/83

D466,827 S *	12/2002	Fornas	D11/79
D467,832 S *	12/2002	Pinto	D11/83
D478,836 S *	8/2003	McCormack	D11/81
D486,751 S *	2/2004	Sperry	D11/56
D507,985 S *	8/2005	Sandberg	D11/43
D512,660 S *	12/2005	Steshik	D11/81
D538,531 S *	3/2007	Chua	D3/211
D542,171 S *	5/2007	Olson	D11/56
D547,229 S *	7/2007	Sandberg et al.	D11/81
D550,113 S *	9/2007	Osterbaek	D11/56
D567,698 S	4/2008	Gruosi-Scheufele	
D581,308 S	11/2008	Fernandez	
D589,391 S *	3/2009	Sandberg	D11/86
D604,195 S *	11/2009	Overson et al.	D11/103
D604,660 S *	11/2009	Marks	D11/83
D605,967 S *	12/2009	Sandberg	D11/1
D607,364 S *	1/2010	Marks	D11/40

* cited by examiner

Primary Examiner—Cathron C Brooks

Assistant Examiner—Melanie Levy

(74) *Attorney, Agent, or Firm*—Pearl Cohen Zedek Latzer, LLP

(57) **CLAIM**

The ornamental design for jewelry, as shown and described.

DESCRIPTION

FIG. 1 is a bottom, front, left side perspective view of the jewelry;

FIG. 2 is a front elevational view thereof;

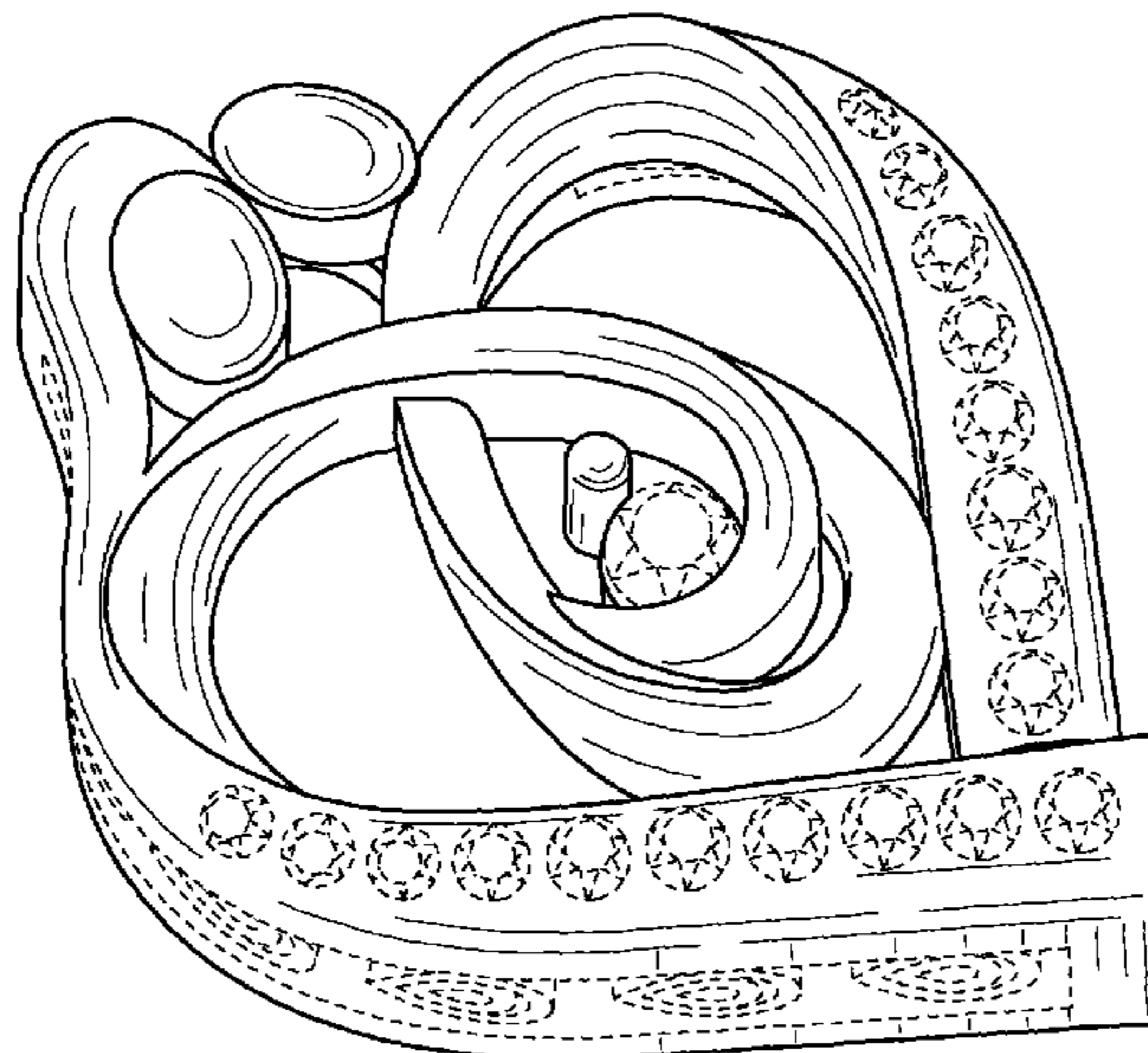
FIG. 3 is a top plan view thereof;

FIG. 4 is a bottom plan view thereof;

FIG. 5 is a right side elevational view thereof; and,

FIG. 6 is a left side elevational view thereof.

1 Claim, 4 Drawing Sheets



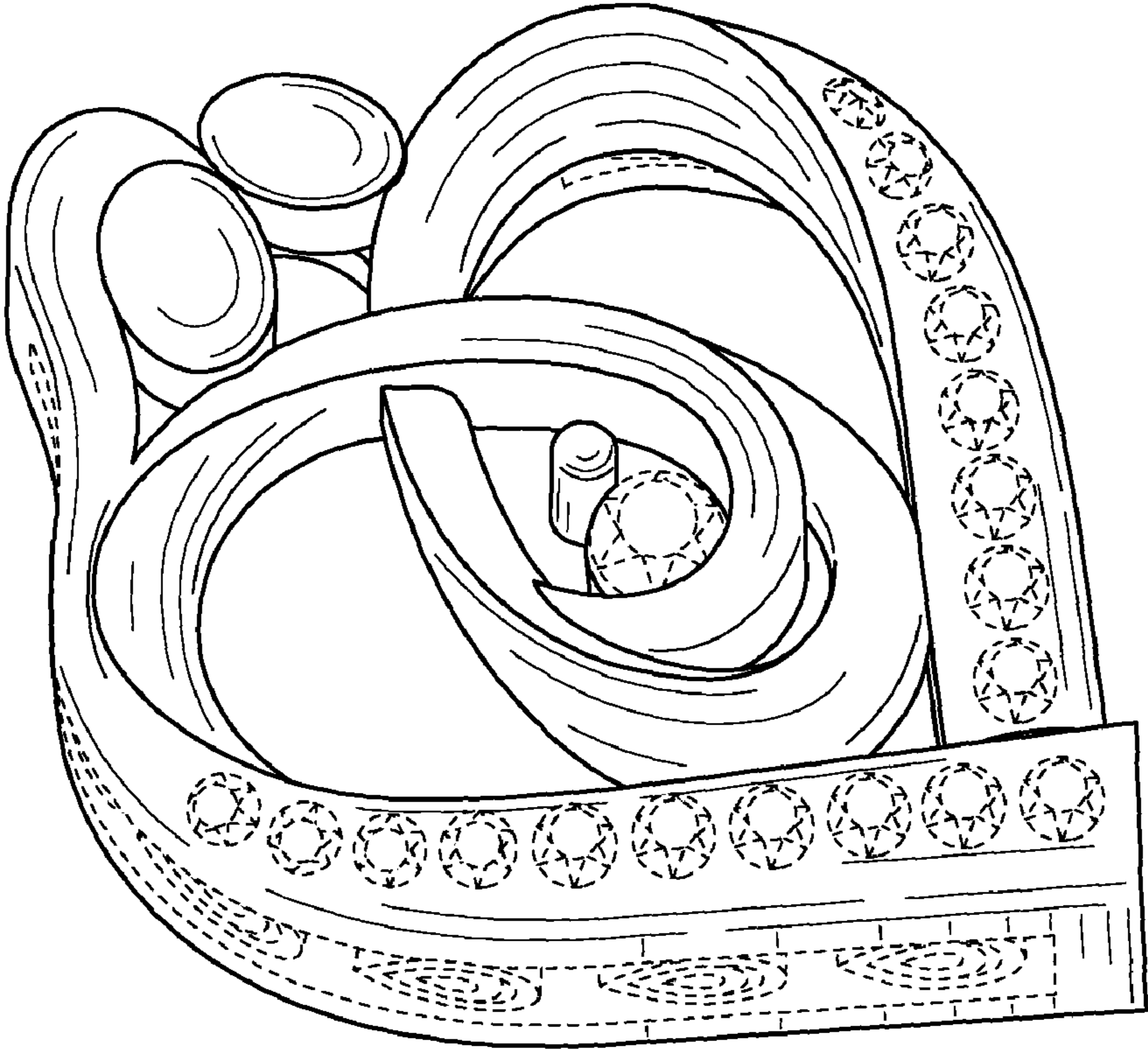


FIG. 1




FIG. 2

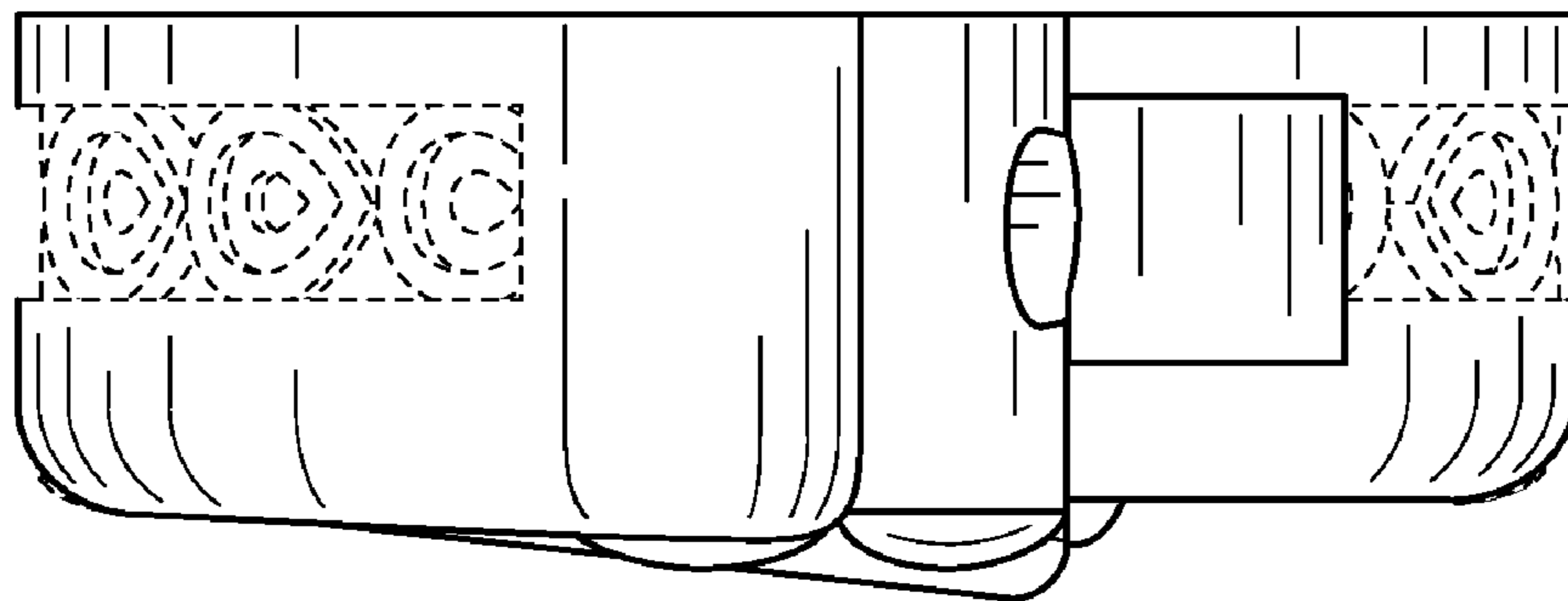


FIG. 3

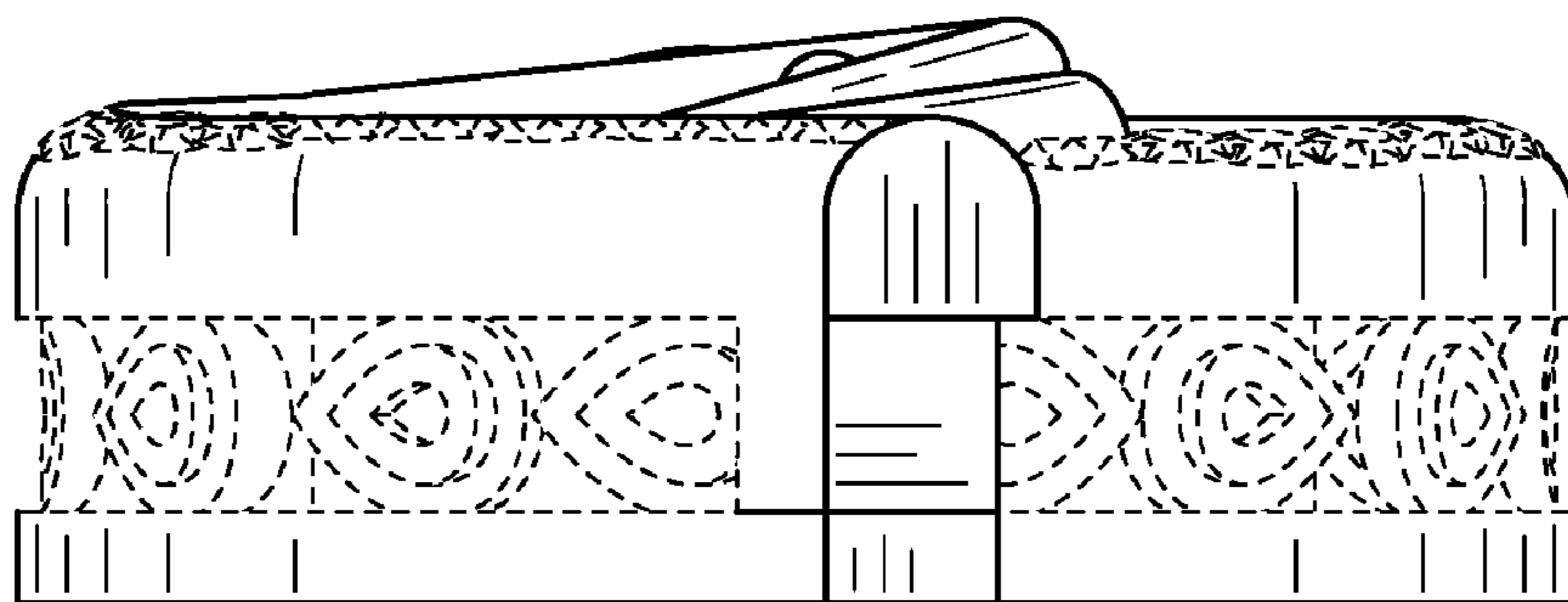


FIG. 4

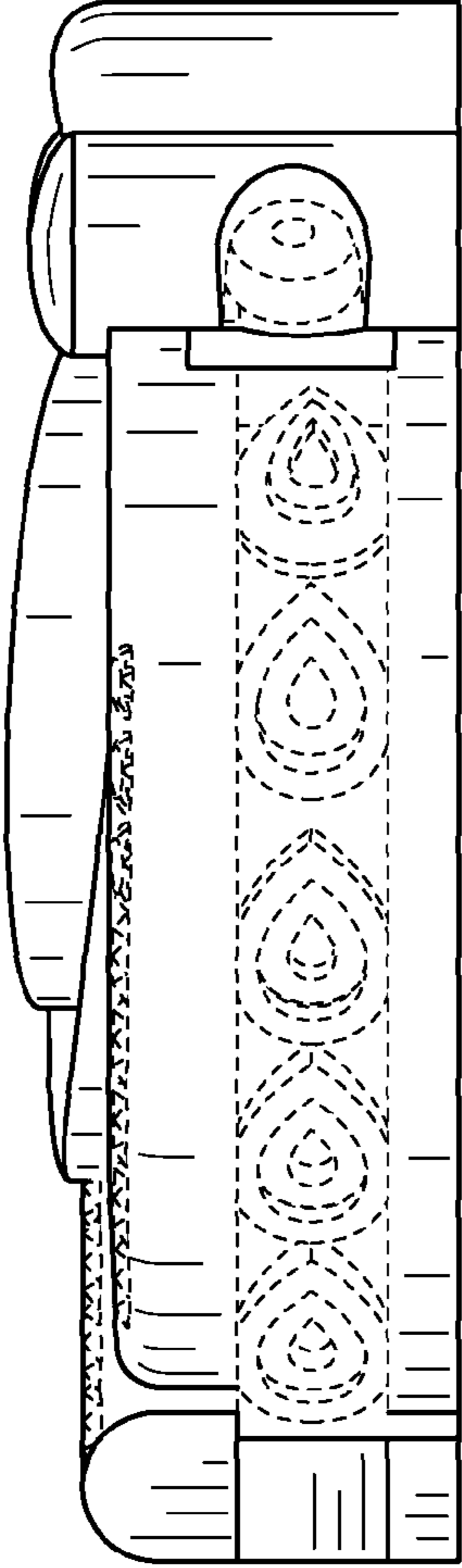


FIG. 5

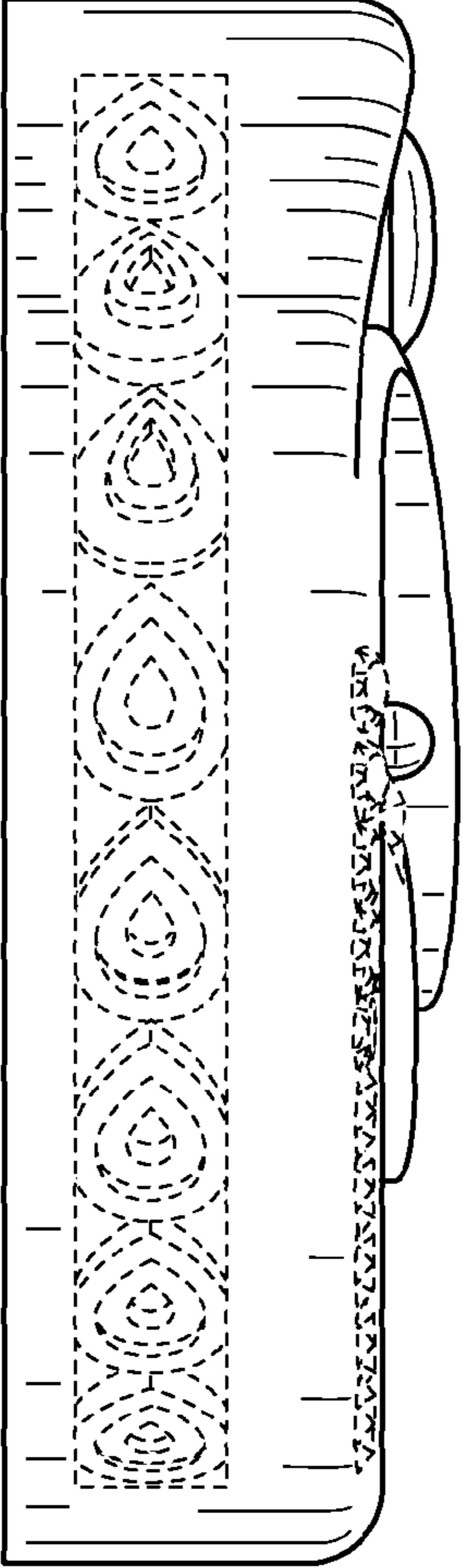


FIG. 6