

US00D628114S

(12) **United States Design Patent**
Papadimitriou

(10) **Patent No.:** **US D628,114 S**

(45) **Date of Patent:** **** Nov. 30, 2010**

(54) **STUD EARRING**

(75) **Inventor:** **Costantino Papadimitriou, Milan (IT)**

(73) **Assignee:** **De Beers Centenary AG, Lucerne (CH)**

(**) **Term:** **14 Years**

(21) **Appl. No.:** **29/345,961**

(22) **Filed:** **Oct. 23, 2009**

(30) **Foreign Application Priority Data**

Apr. 24, 2009 (EM) 001127583-0010

(51) **LOC (9) Cl.** **11-02**

(52) **U.S. Cl.** **D11/40**

(58) **Field of Classification Search** D11/1-84;
63/12, 13, 14.1-14.8

See application file for complete search history.

(56) **References Cited**

U.S. PATENT DOCUMENTS

D128,831 S *	8/1941	Silson	D11/44
D157,454 S *	2/1950	Wheeler	D11/26
D161,042 S *	11/1950	Phillippe	D11/45
D161,747 S *	1/1951	Wheeler	D11/26
D164,165 S *	8/1951	Grant	D11/26
D279,877 S *	7/1985	Moon	D11/43
D465,173 S *	11/2002	Gordon	D11/26
D470,307 S *	2/2003	McCormack	D3/219
D491,090 S *	6/2004	Osinga	D11/26
D491,091 S *	6/2004	Osinga	D11/26
D491,832 S *	6/2004	Gordon	D11/26
D567,132 S *	4/2008	Bulgari	D11/43
D590,291 S *	4/2009	Brescia	D11/26
D595,178 S *	6/2009	Colombani	D11/79

D601,913 S *	10/2009	Cappellieri	D11/26
D602,799 S *	10/2009	Colombani	D11/3
D605,968 S *	12/2009	Colombani	D11/40
D605,970 S *	12/2009	Colombani	D11/41
D607,364 S *	1/2010	Marks	D11/40
D610,934 S *	3/2010	Papadimitriou	D11/40
D610,935 S *	3/2010	Papadimitriou	D11/43

* cited by examiner

Primary Examiner—Cathron C Brooks

Assistant Examiner—Melanie Levy

(74) *Attorney, Agent, or Firm*—SNR Denton US LLC; Brian R. McGinley

(57) **CLAIM**

The ornamental design for a stud earring, as shown and described.

DESCRIPTION

FIG. 1 is a front view of the stud earring illustrating the new design;

FIG. 2 is a rear view of the stud earring illustrated in FIG. 1;

FIG. 3 is a top view of the stud earring illustrated in FIG. 1;

FIG. 4 is a bottom view of the stud earring illustrated in FIG. 1;

FIG. 5 is a right side elevational view of the stud earring shown in FIG. 1;

FIG. 6 is a left side elevational view of the stud earring illustrated in FIG. 1; and,

FIG. 7 is a top right perspective view of the stud earring illustrated in FIG. 1.

1 Claim, 2 Drawing Sheets




FIG 1




FIG 2




FIG 3

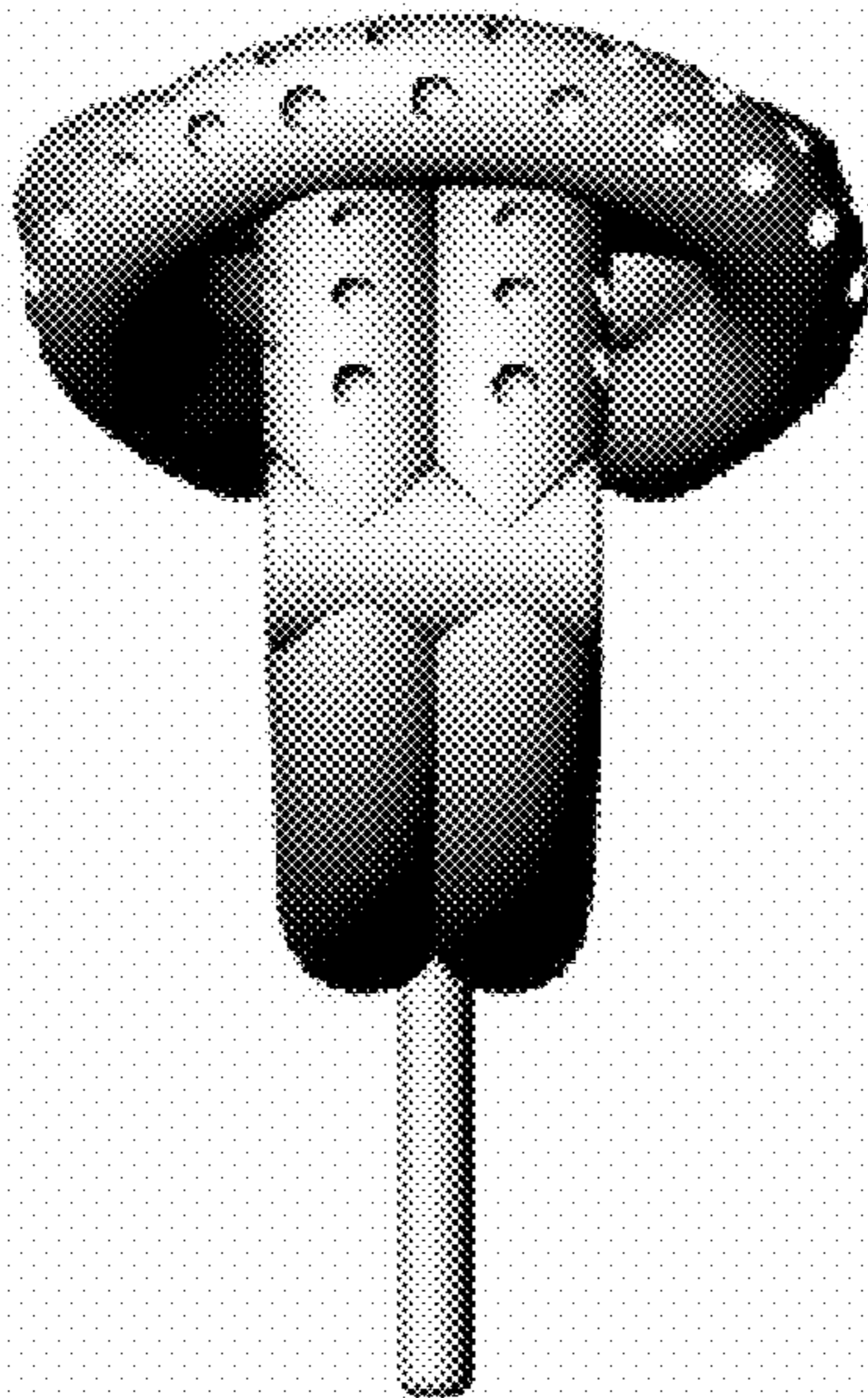


FIG 4

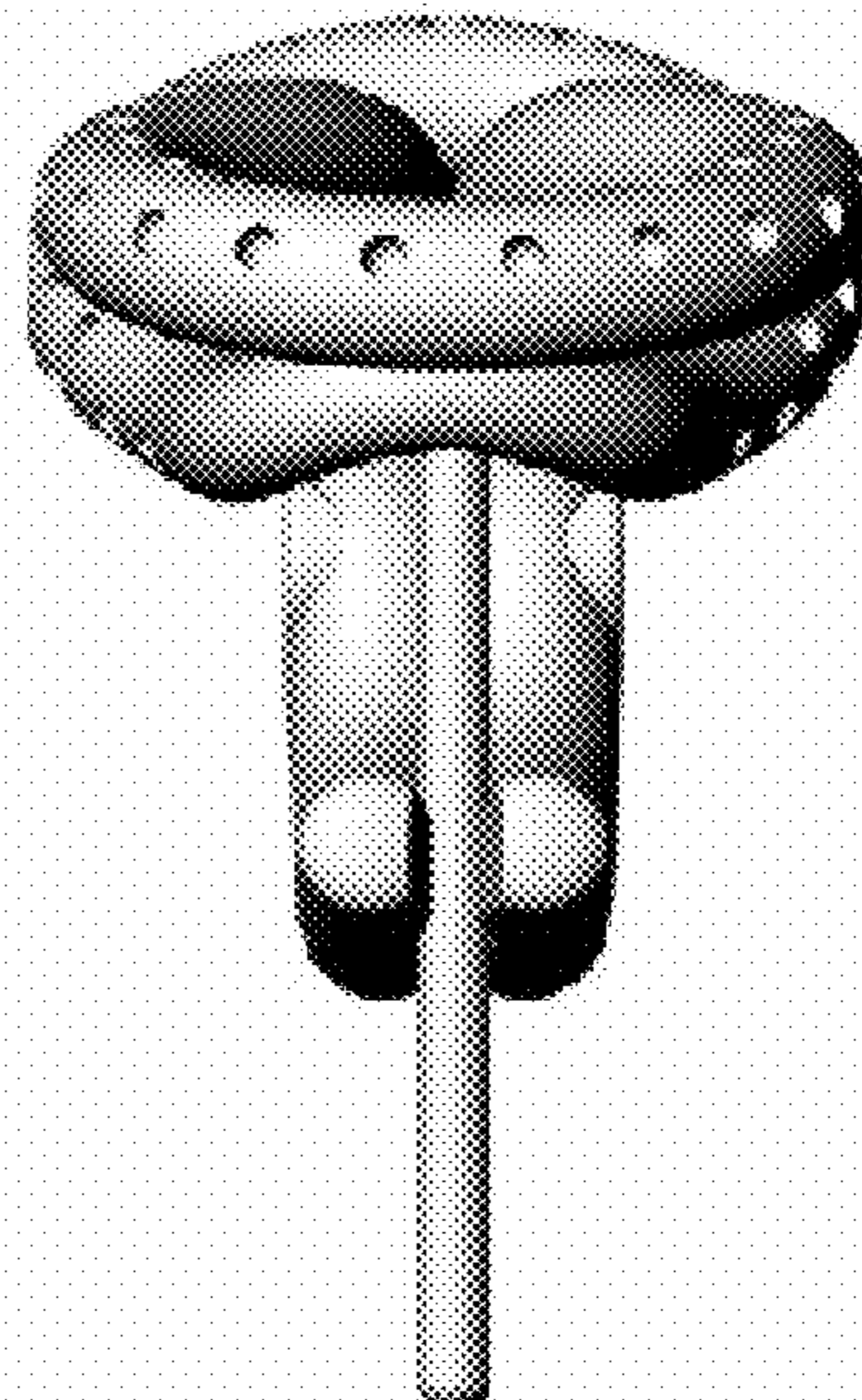


FIG 5

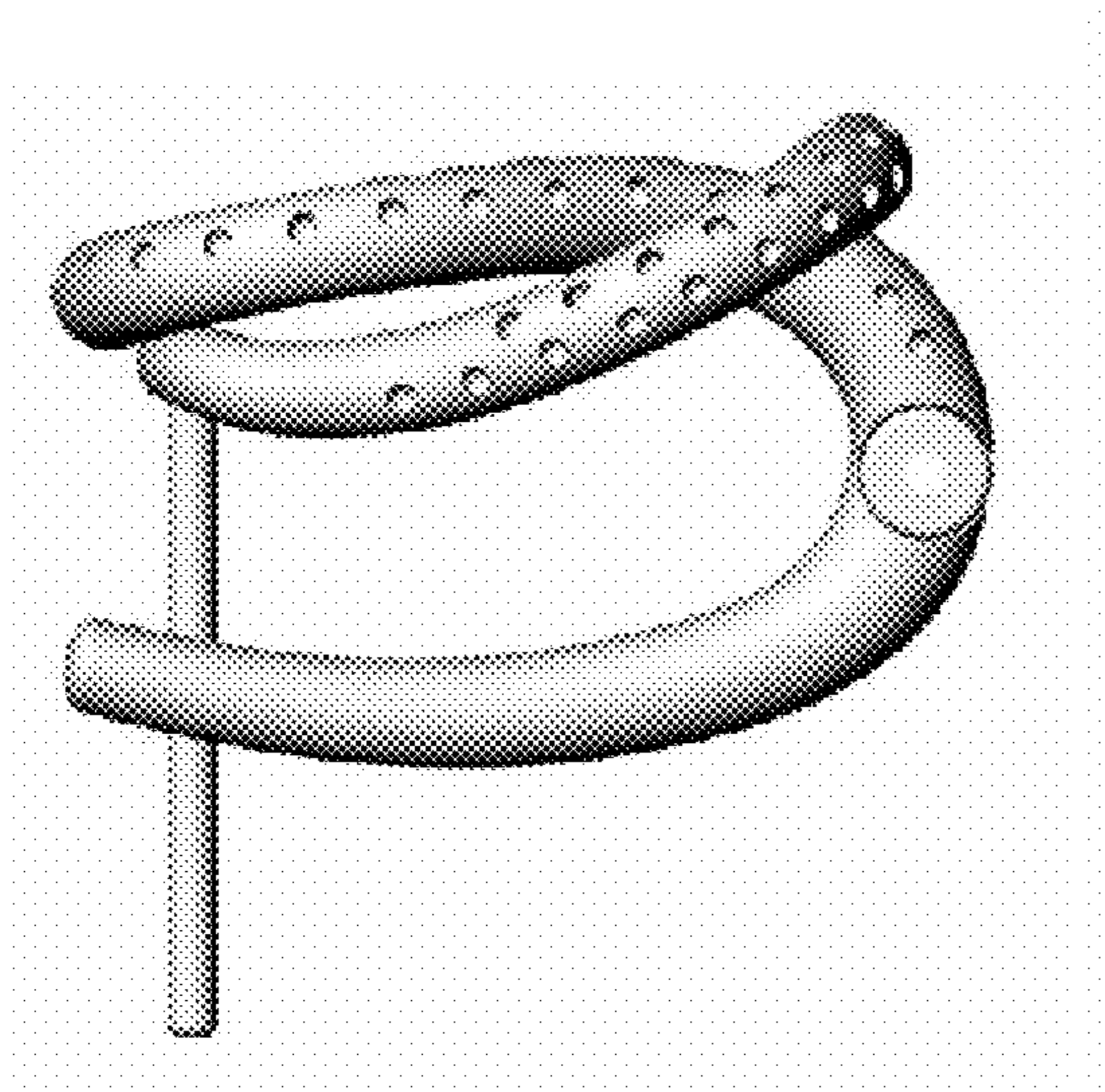


FIG 6

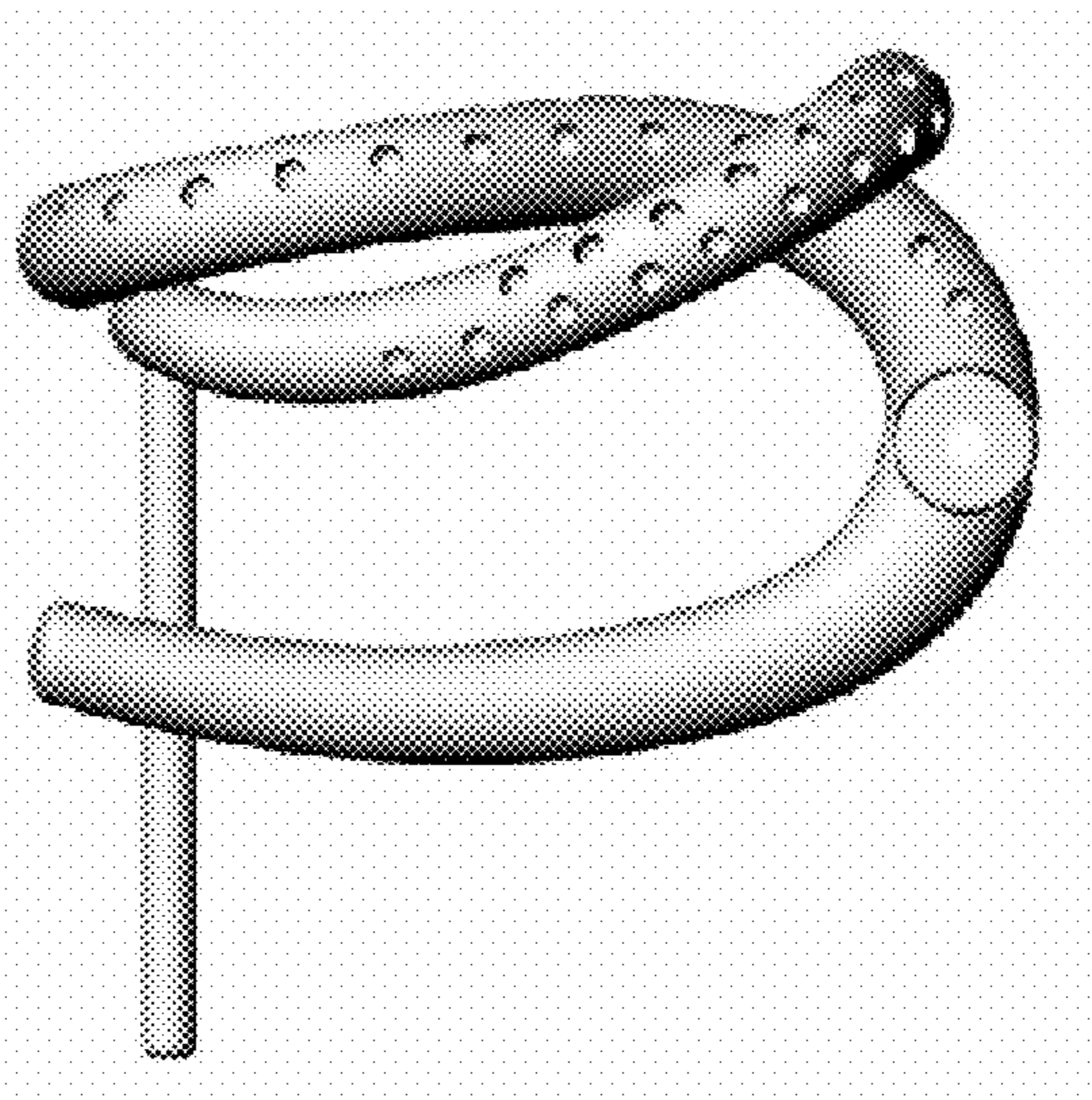


FIG 7

