



US00D628087S

(12) **United States Design Patent**  
**Schroeder et al.**

(10) **Patent No.:** **US D628,087 S**

(45) **Date of Patent:** **\*\* Nov. 30, 2010**

(54) **POUCH**

(75) Inventors: **Aaron Schroeder**, Chicago, IL (US);  
**David Carlino**, New York, NY (US)

(73) Assignee: **Tropicana Products, Inc.**, Bradenton,  
FL (US)

(\*\*) Term: **14 Years**

(21) Appl. No.: **29/360,824**

(22) Filed: **Apr. 30, 2010**

(51) **LOC (9) Cl.** ..... **09-05**

(52) **U.S. Cl.** ..... **D9/710**

(58) **Field of Classification Search** ..... D9/702,  
D9/705, 710, 707, 708, 714, 522, 440, 443-444,  
D9/430-433, 435, 447; 383/61.1, 80-81,  
383/104, 901, 103, 108, 119; 222/92, 107,  
222/215; D7/317, 321; D24/118, 121, 207;  
206/822, 811

See application file for complete search history.

(56) **References Cited**

**U.S. PATENT DOCUMENTS**

4,974,732	A	12/1990	Sullivan
5,251,982	A	10/1993	Stenstrom
5,333,758	A	8/1994	Jamison
D350,690	S	9/1994	Herro
5,411,178	A	5/1995	Roders
5,795,071	A	8/1998	Sasaki
5,826,737	A	10/1998	Zakensberg
5,839,609	A	11/1998	Zakensberg
D435,440	S	12/2000	Croft
D442,078	S	5/2001	Fuquen
6,244,467	B1	6/2001	Lewit
6,244,747	B1	6/2001	Caudle
D448,988	S	10/2001	Bell
D452,144	S	12/2001	Tedeschi, Jr.
D466,404	S	12/2002	Gates

D512,651	S	12/2005	Stefandl
D553,007	S	10/2007	Goodwin
D571,672	S	6/2008	Murray
D573,037	S	7/2008	Murray
D594,752	S	6/2009	Medema
2002/0076471	A1	6/2002	Olsson
2002/0136470	A1	9/2002	Richardson
2002/0148855	A1	10/2002	Sokolsky
2003/0156766	A1	8/2003	Stefandl
2004/0096127	A1	5/2004	Rosen
2005/0184088	A1	8/2005	Weyts
2007/0084887	A1	4/2007	Schelbach
2007/0175920	A1	8/2007	Takada
2008/0247682	A1	10/2008	Murray
2009/0056281	A1	3/2009	Murray
2010/0054633	A1	3/2010	Chang

*Primary Examiner*—Caron Veynar

*Assistant Examiner*—Abraham Bahta

(74) *Attorney, Agent, or Firm*—Banner & Witcoff, Ltd.

(57) **CLAIM**

The ornamental design for a pouch, as shown and described.

**DESCRIPTION**

FIG. 1 is a top front left perspective view of a pouch showing our new design;

FIG. 2 is a bottom view thereof;

FIG. 3 is a top view thereof;

FIG. 4 is a right view thereof;

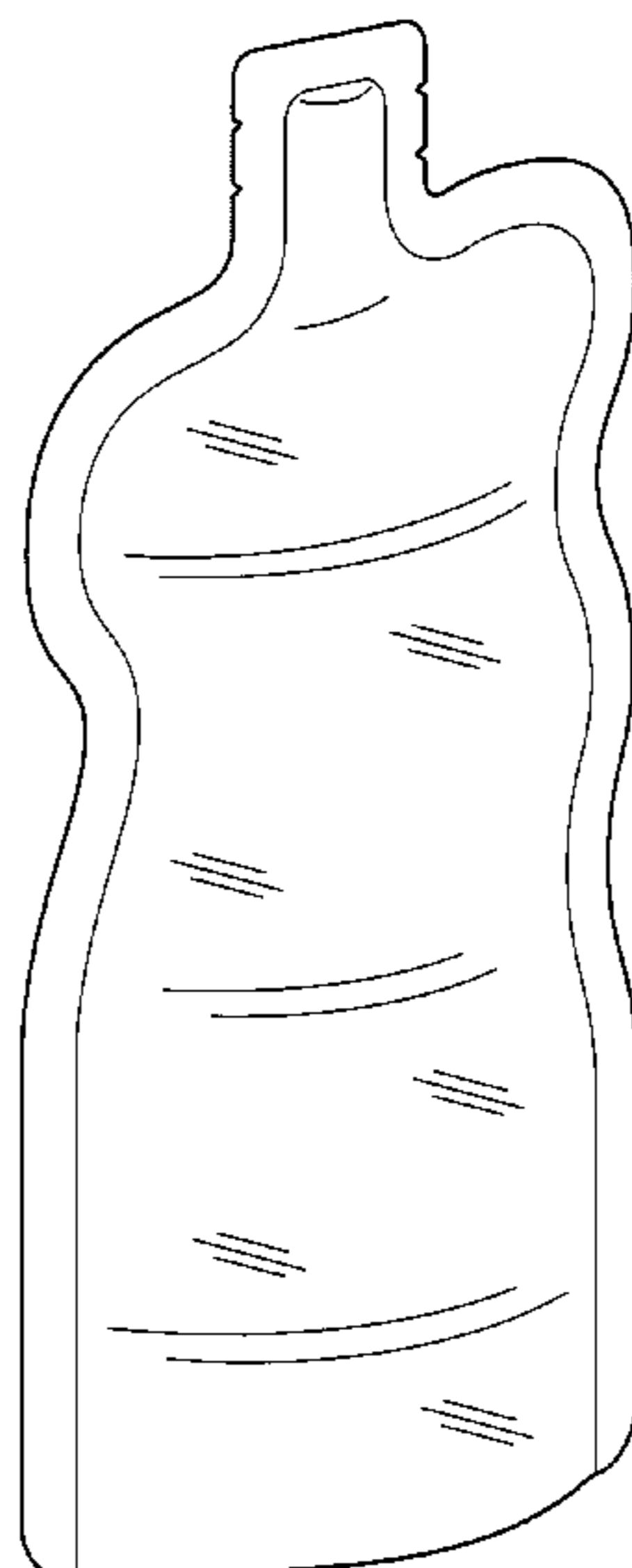
FIG. 5 is a left view thereof;

FIG. 6 is a front view thereof; and,

FIG. 7 is a back view thereof.

The uneven-length broken lines represent unclaimed boundaries of the claimed design. The even-length broken lines showing the remainder of the bottle are for illustrative purposes only and form no part of the claimed design.

**1 Claim, 7 Drawing Sheets**



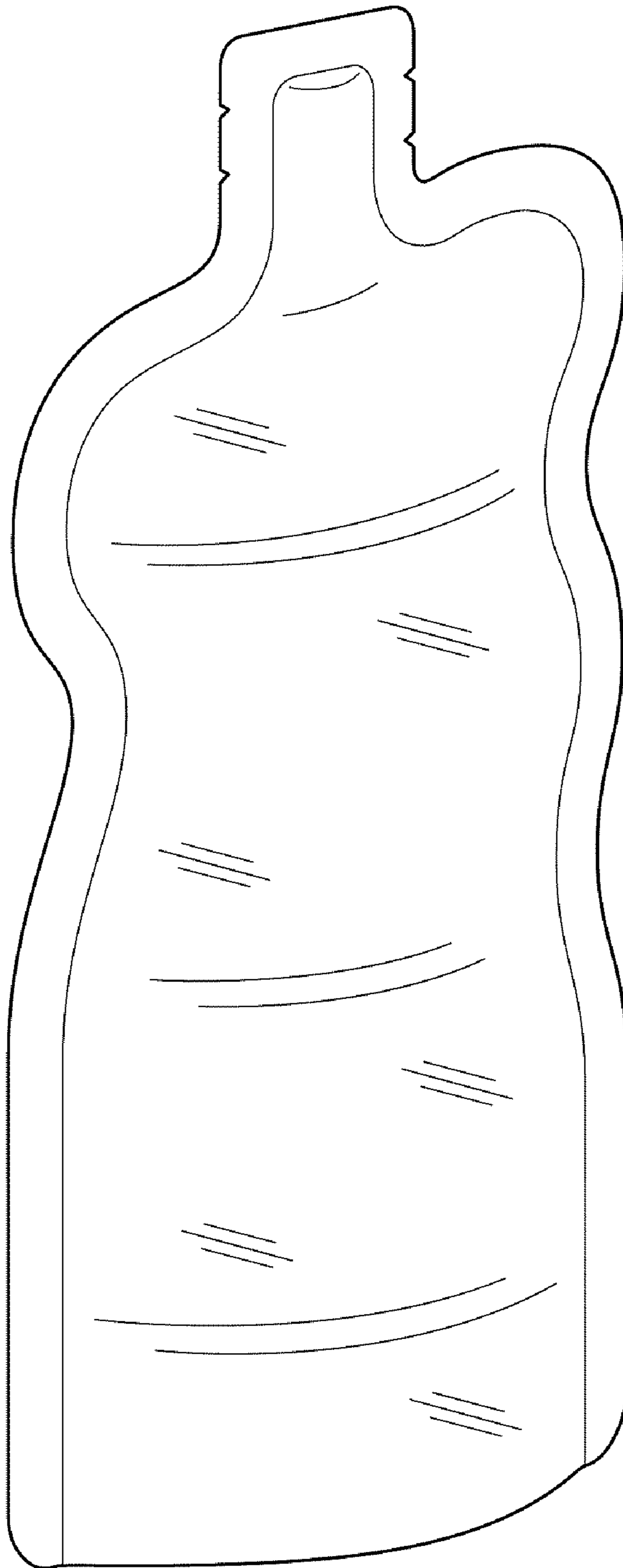


FIG. 1

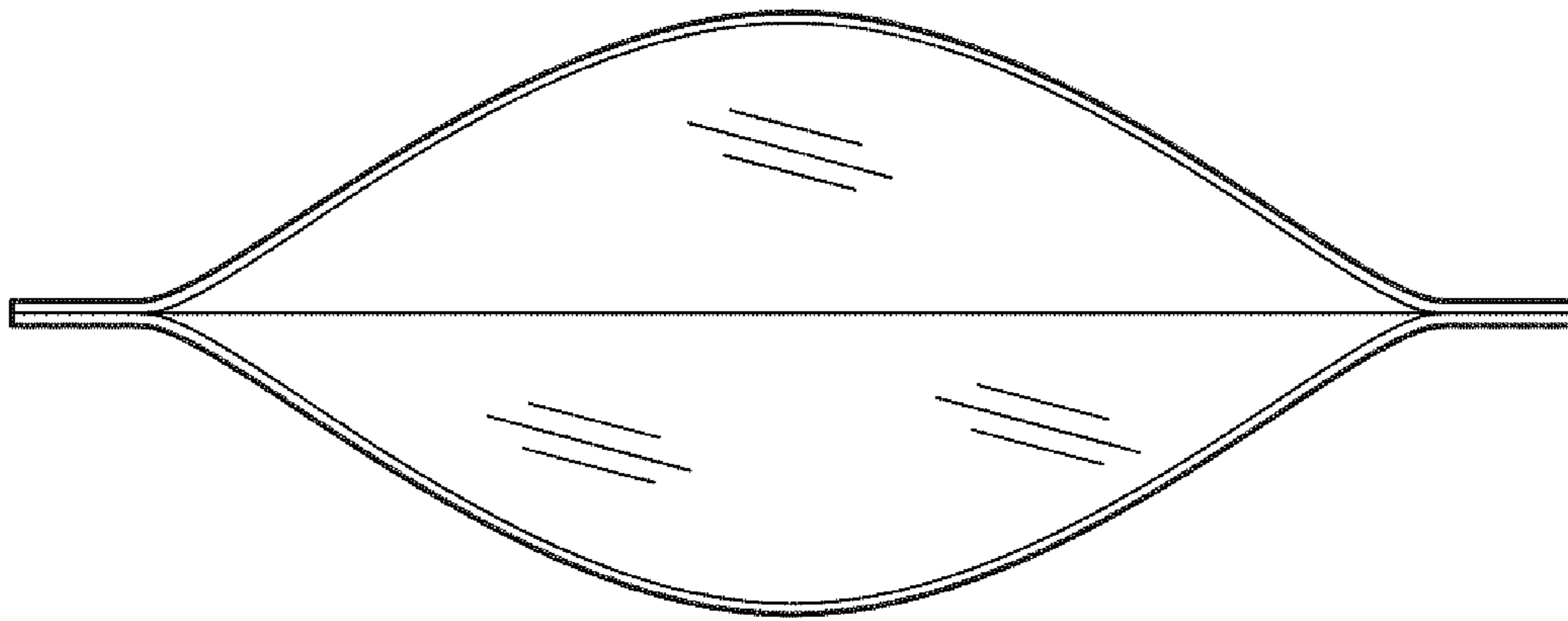


FIG. 2

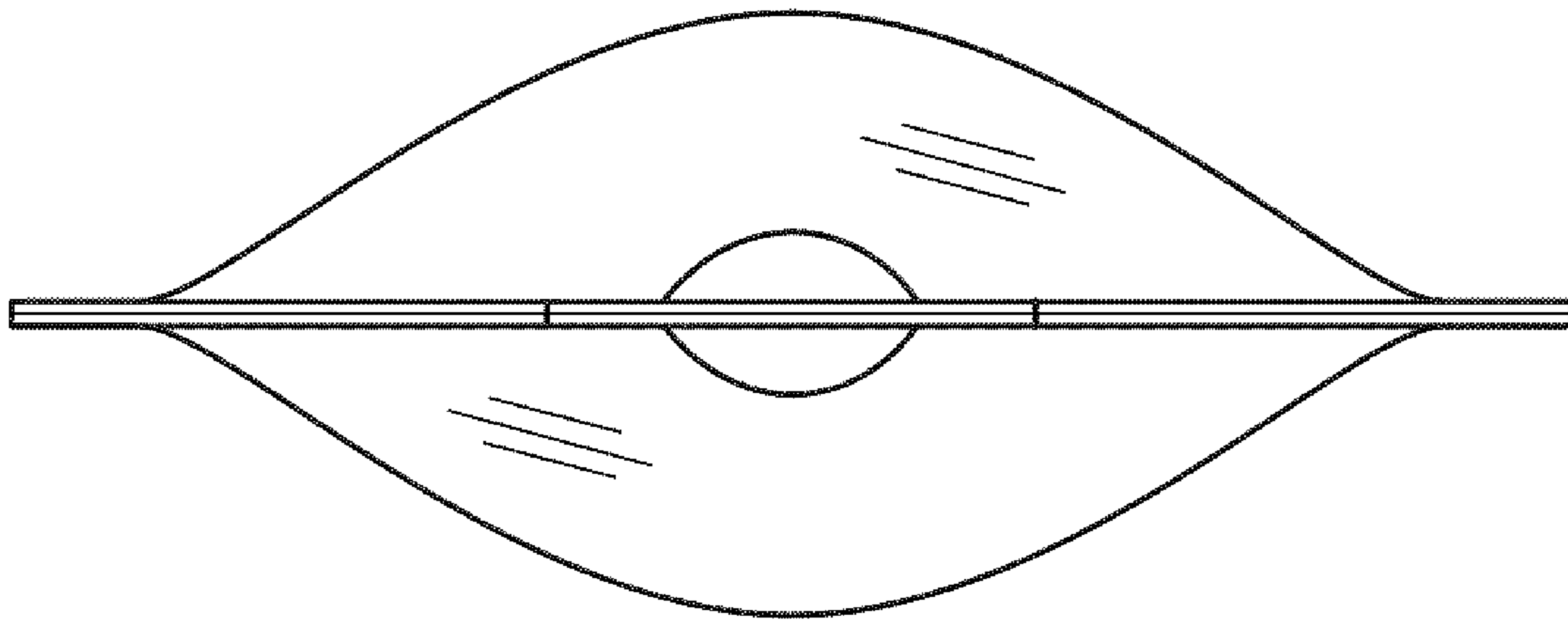


FIG. 3

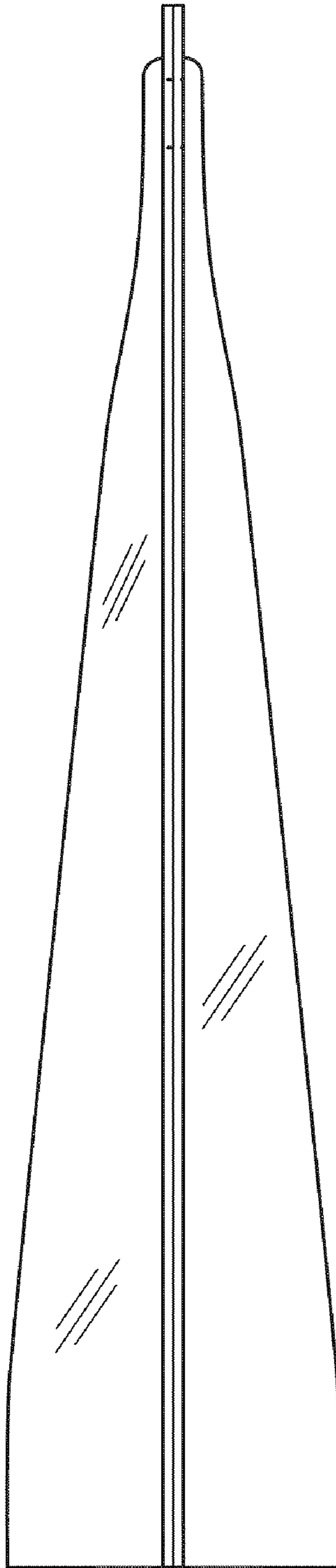


FIG. 4

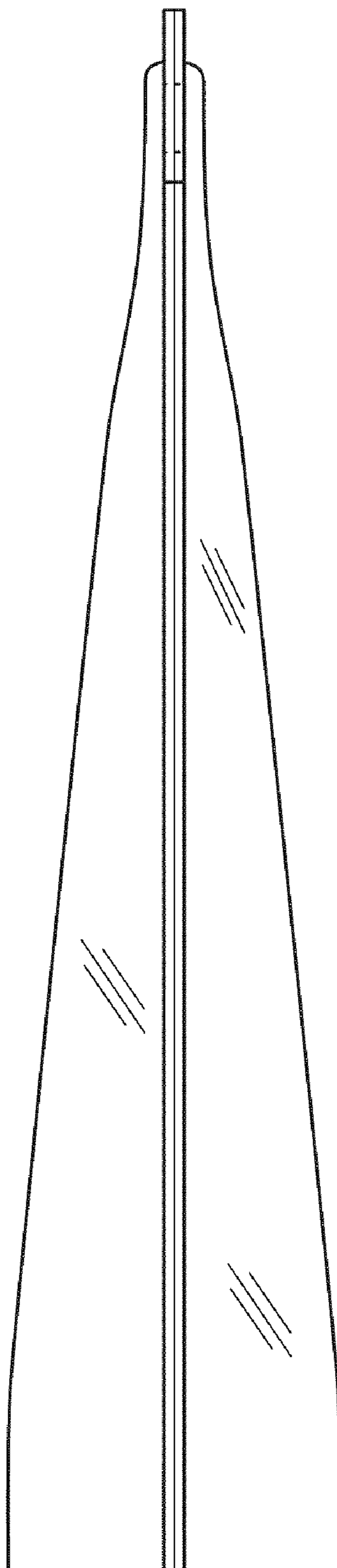


FIG. 5

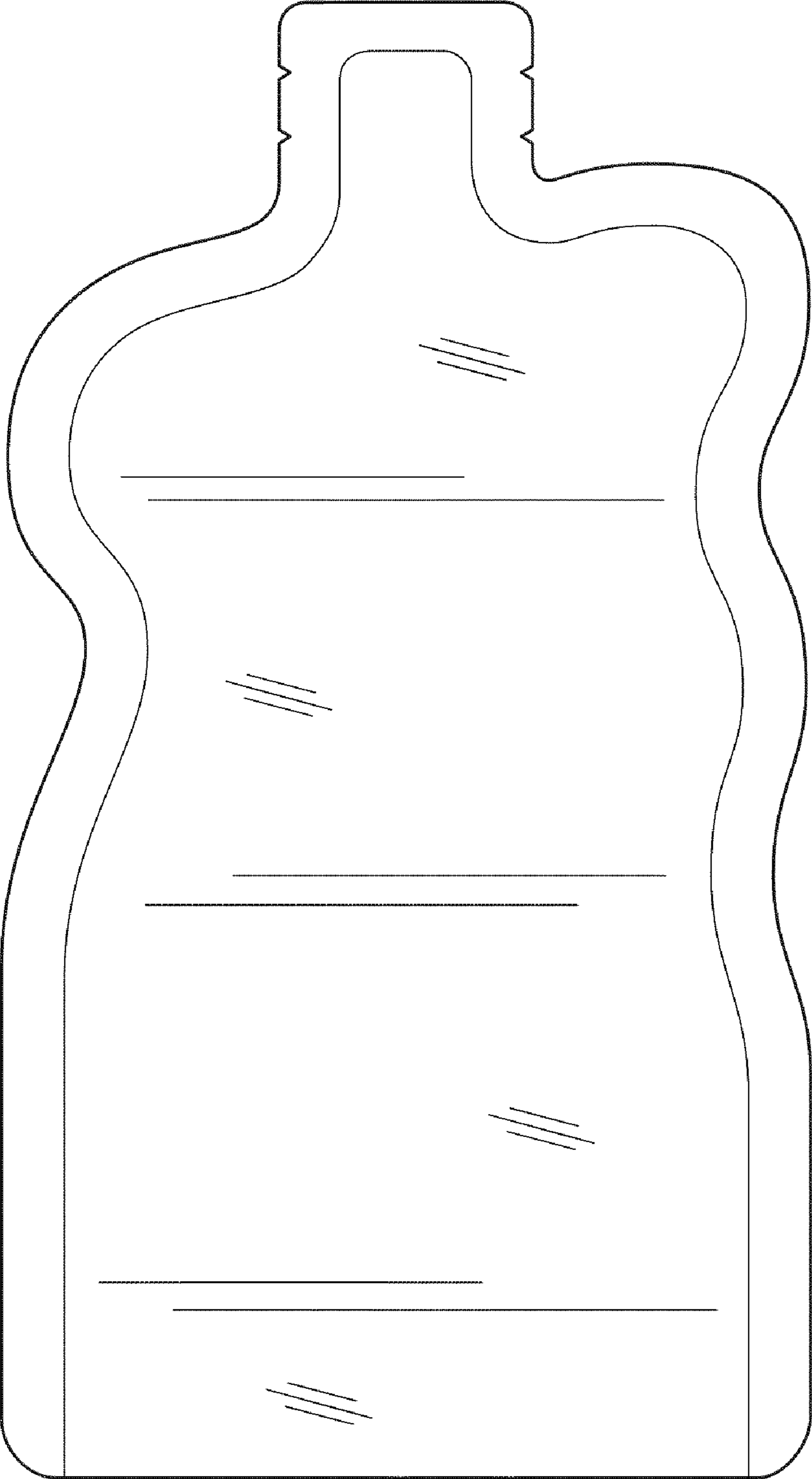


FIG. 6

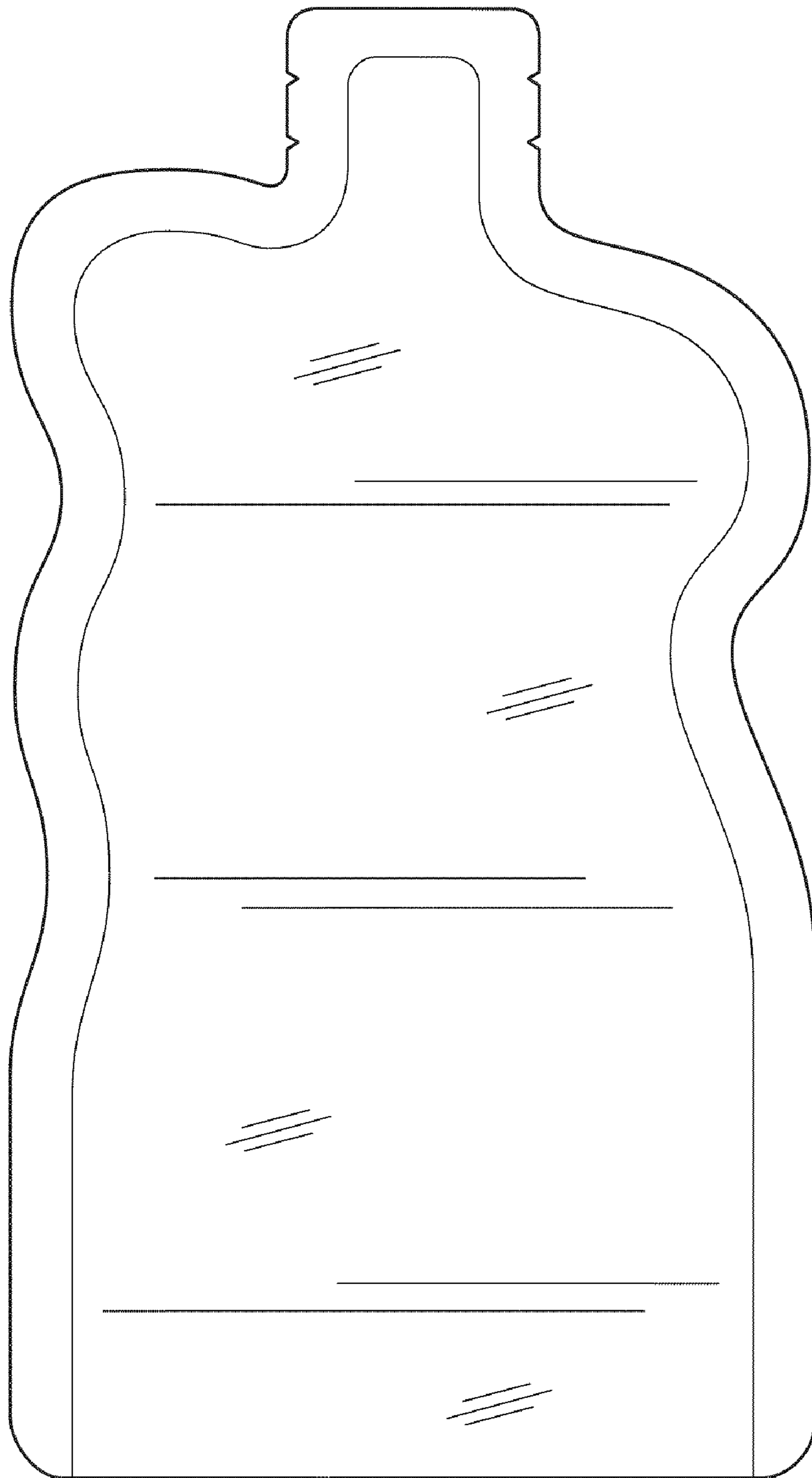


FIG. 7