



US00D628085S

(12) **United States Design Patent**
Hanak

(10) **Patent No.:** **US D628,085 S**

(45) **Date of Patent:** **** Nov. 30, 2010**

(54) **DUMBBELL SHAPED BOTTLE**

(76) Inventor: **Tony Hanak**, 78 Parker St., Apt. 6, San Francisco, CA (US) 94118

(**) Term: **14 Years**

(21) Appl. No.: **29/352,224**

(22) Filed: **Dec. 17, 2009**

(51) **LOC (9) Cl.** **09-01**

(52) **U.S. Cl.** **D9/668; D21/681; D9/541**

(58) **Field of Classification Search** D7/514-515; D9/600, 668, 516, 541-543, 569-573; D21/681; 215/379, 400; 206/457, 527; 220/890

See application file for complete search history.

(56) **References Cited**

U.S. PATENT DOCUMENTS

D269,950 S *	8/1983	Walker	D9/668
D337,522 S *	7/1993	Kingsbury	D9/538
D465,151 S *	11/2002	Mixon	D9/668
D467,507 S *	12/2002	Bryant et al.	D9/570

D470,058 S *	2/2003	Bryant et al.	D9/572
D489,001 S *	4/2004	Martin	D9/668
D580,271 S *	11/2008	Tsai	D9/668
D584,161 S *	1/2009	Barker	D9/668
D596,492 S *	7/2009	Safdieh	D9/668
D600,122 S *	9/2009	Strasser et al.	D9/516

* cited by examiner

Primary Examiner—Sandra Morris

(74) *Attorney, Agent, or Firm*—Knobbe Martens Olson & Bear LLP

(57) **CLAIM**

The ornamental design for a dumbbell shaped bottle, as shown.

DESCRIPTION

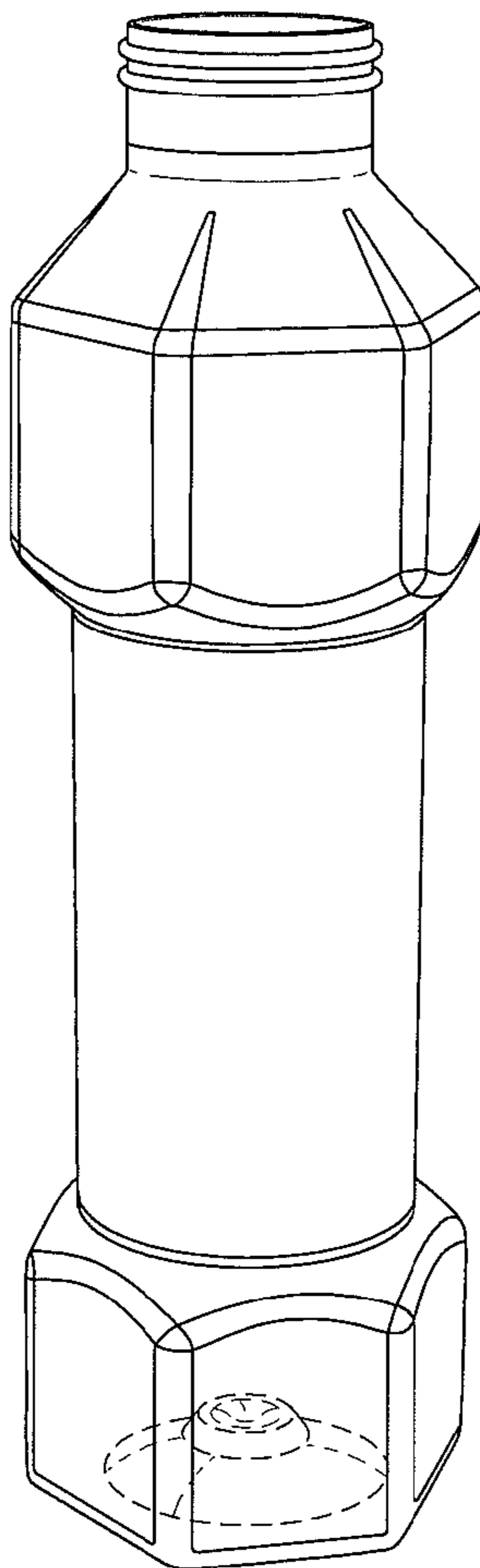
FIG. 1 is a perspective view of a dumbbell shaped bottle;

FIG. 2 is a bottom plan view thereof;

FIG. 3 is a side elevational view thereof; and,

FIG. 4 is a rotated elevational view thereof.

1 Claim, 3 Drawing Sheets



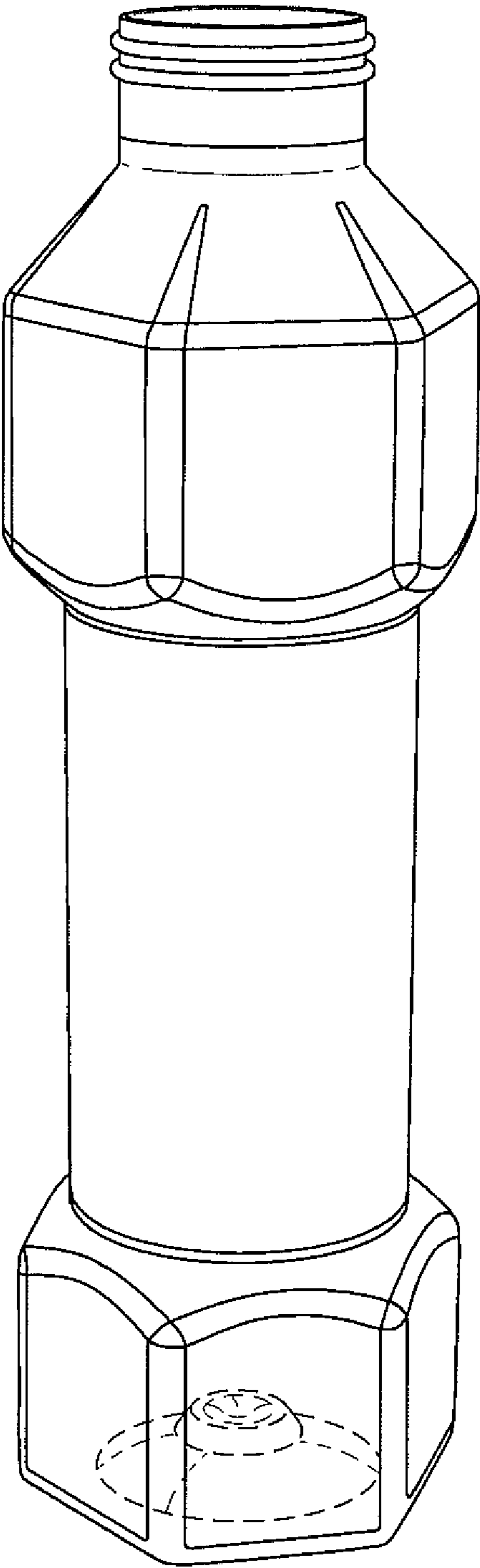


FIG. 1

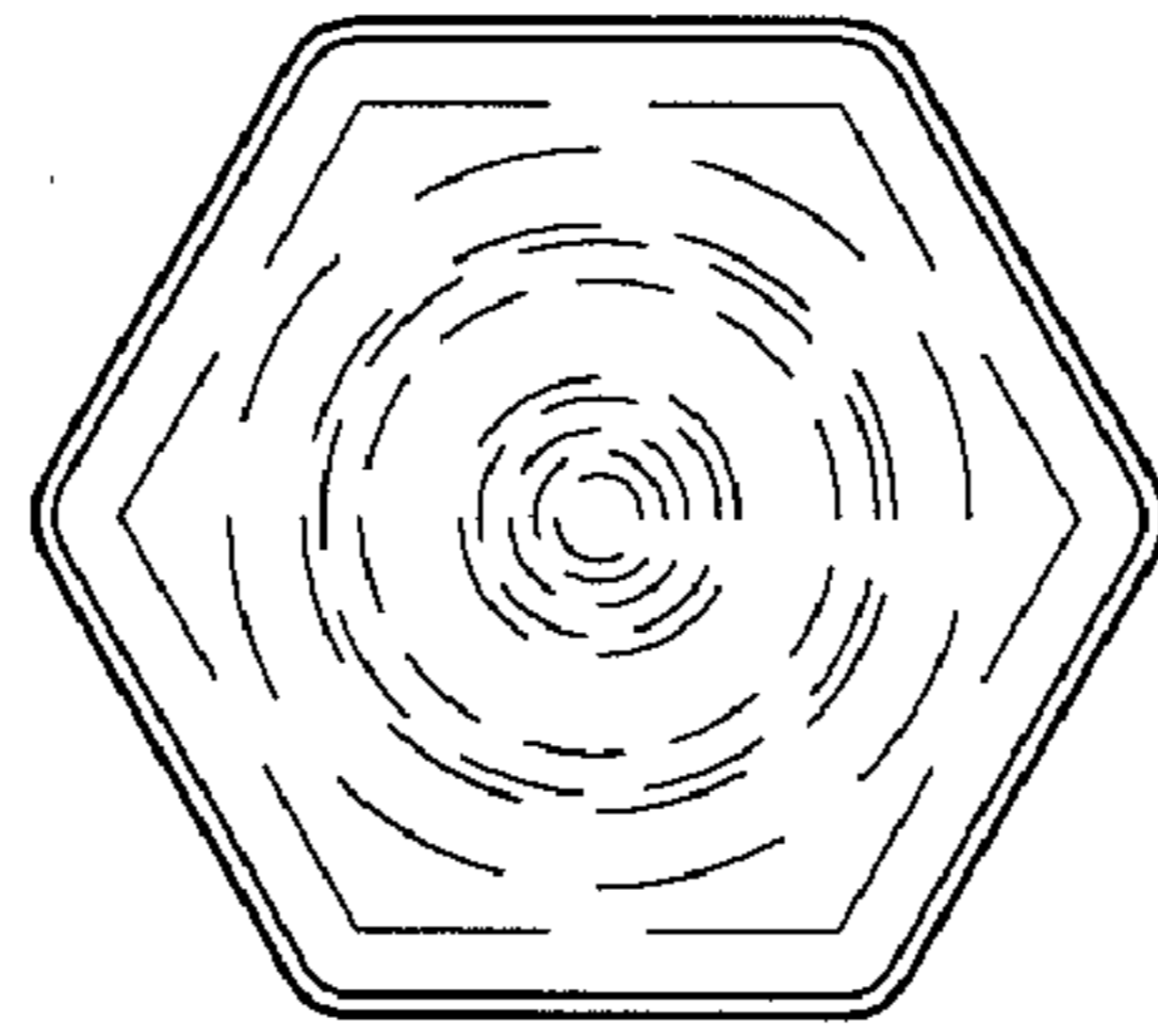


FIG. 2




FIG. 3




FIG. 4