

US00D628076S

(12) **United States Design Patent**
Arnell et al.

(10) **Patent No.:** **US D628,076 S**
(45) **Date of Patent:** **** Nov. 30, 2010**

(54) **BOTTLE**

(75) Inventors: **Peter E. Arnell**, New York, NY (US);
Marc T. Wiescinski, Chicago, IL (US);
Nicole Green, Barrington, IL (US);
Brent S. Nelson, Village of Lakewood,
IL (US); **Sheldon Yourist**, York, PA
(US); **Larry Taylor**, Landisville, PA
(US); **Paul Gahlman**, Muskego, WI
(US); **Tim Mazurkiewicz**, Milwaukee,
WI (US); **Matt Meisner**, Crystal Lake,
IL (US); **Michael Cannamela**, New
York, NY (US); **Jonathan Kim**,
Brooklyn, NY (US); **Jung-ah Suh**, New
York, NY (US)

(73) Assignee: **Tropicana Products, Inc.**, Bradenton,
FL (US)

(**) Term: **14 Years**

(21) Appl. No.: **29/359,485**

(22) Filed: **Apr. 12, 2010**

(51) **LOC (9) Cl.** **09-01**

(52) **U.S. Cl.** **D9/528**

(58) **Field of Classification Search** D9/516,
D9/523, 528, 530, 531, 563, 572, 575; 215/516,
215/523, 528, 530, 531, 563, 572, 575
See application file for complete search history.

(56) **References Cited**

U.S. PATENT DOCUMENTS

D83,641 S	3/1931	Panopulo	
D279,453 S *	7/1985	Beechuk et al.	D9/520
D300,208 S *	3/1989	Vazquez et al.	D9/531
D304,550 S	11/1989	Demarest	
D304,998 S *	12/1989	Pardo et al.	D9/528
D327,010 S	6/1992	Spiegel	
D346,555 S	5/1994	Binder	
D352,244 S *	11/1994	Cramer	D9/531
D378,664 S *	4/1997	Feen	D9/528
D398,853 S	9/1998	Phillips	

D413,805 S	9/1999	Phillips	
D417,622 S *	12/1999	Johnson et al.	D9/528
D429,643 S *	8/2000	Case	D9/528
D436,790 S	1/2001	Saltet	
D481,951 S	11/2003	Scott, III	
D482,972 S	12/2003	Young et al.	

(Continued)

Primary Examiner—Shanda C Hill
(74) *Attorney, Agent, or Firm*—Banner & Witcoff, Ltd.

(57) **CLAIM**

The ornamental design for a bottle, as shown and described.

DESCRIPTION

FIG. 1 is a top, front, right perspective view of a bottle showing a first embodiment of our new design;

FIG. 2 is a front view thereof;

FIG. 3 is a right side view thereof;

FIG. 4 is a rear view thereof;

FIG. 5 is a left side view thereof;

FIG. 6 is a top view thereof;

FIG. 7 is a bottom view thereof;

FIG. 8 is a top, front, right perspective view of a bottle showing a second embodiment of our new design;

FIG. 9 is a front view thereof;

FIG. 10 is a right side view thereof;

FIG. 11 is a rear view thereof;

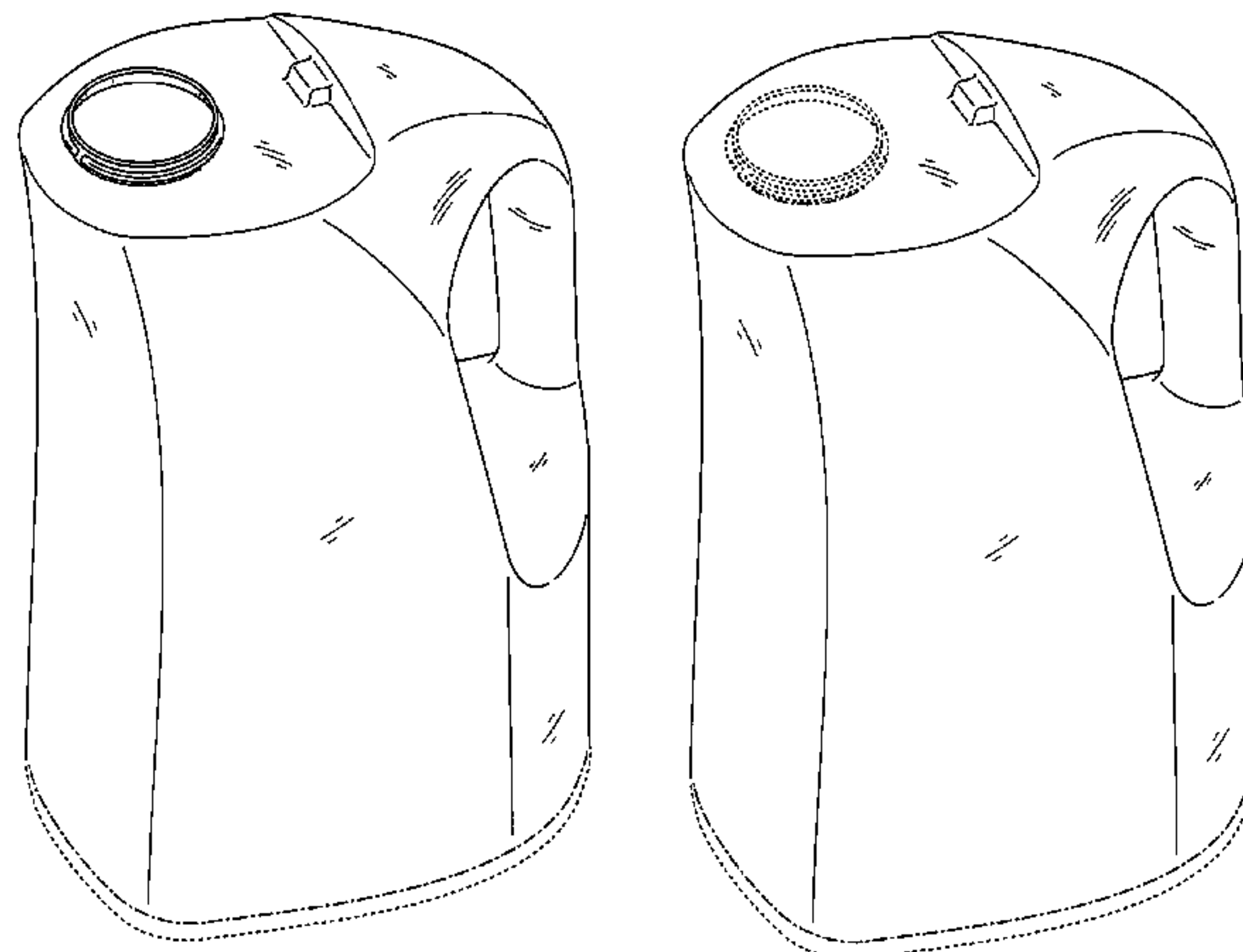
FIG. 12 is a left side view thereof;

FIG. 13 is a top view thereof; and,

FIG. 14 is a bottom view thereof.

The broken lines shown in the drawing disclosure are for illustrative purposes only and form no part of the claimed design. The dash-dot lines which define the bounds of the claimed design form no part thereof.

1 Claim, 14 Drawing Sheets



US D628,076 S

Page 2

U.S. PATENT DOCUMENTS

D489,218 S	5/2004	Fuji et al.	D551,964 S	10/2007	Blasko et al.
D495,186 S	8/2004	Poupel et al.	D551,965 S	10/2007	Blasko et al.
D506,674 S	6/2005	Sumiyoshi et al.	D553,988 S	10/2007	Perry et al.
D523,344 S	6/2006	Toth et al.	D555,487 S	11/2007	Perry et al.
D531,510 S	11/2006	Kazuo et al.	D563,792 S	3/2008	Steiger et al.
D531,905 S	11/2006	Day	D578,401 S	10/2008	Perry et al.
D532,308 S	11/2006	Davies et al.	D583,612 S	12/2008	Wu et al.
D533,074 S	12/2006	Mongeon et al.	D585,291 S *	1/2009	Colatrella et al. D9/531
D537,339 S	2/2007	Blasko et al.	D586,606 S	2/2009	Ma et al.
D543,851 S	6/2007	Franic et al.	D600,131 S	9/2009	Perry et al.

* cited by examiner



FIG. 1

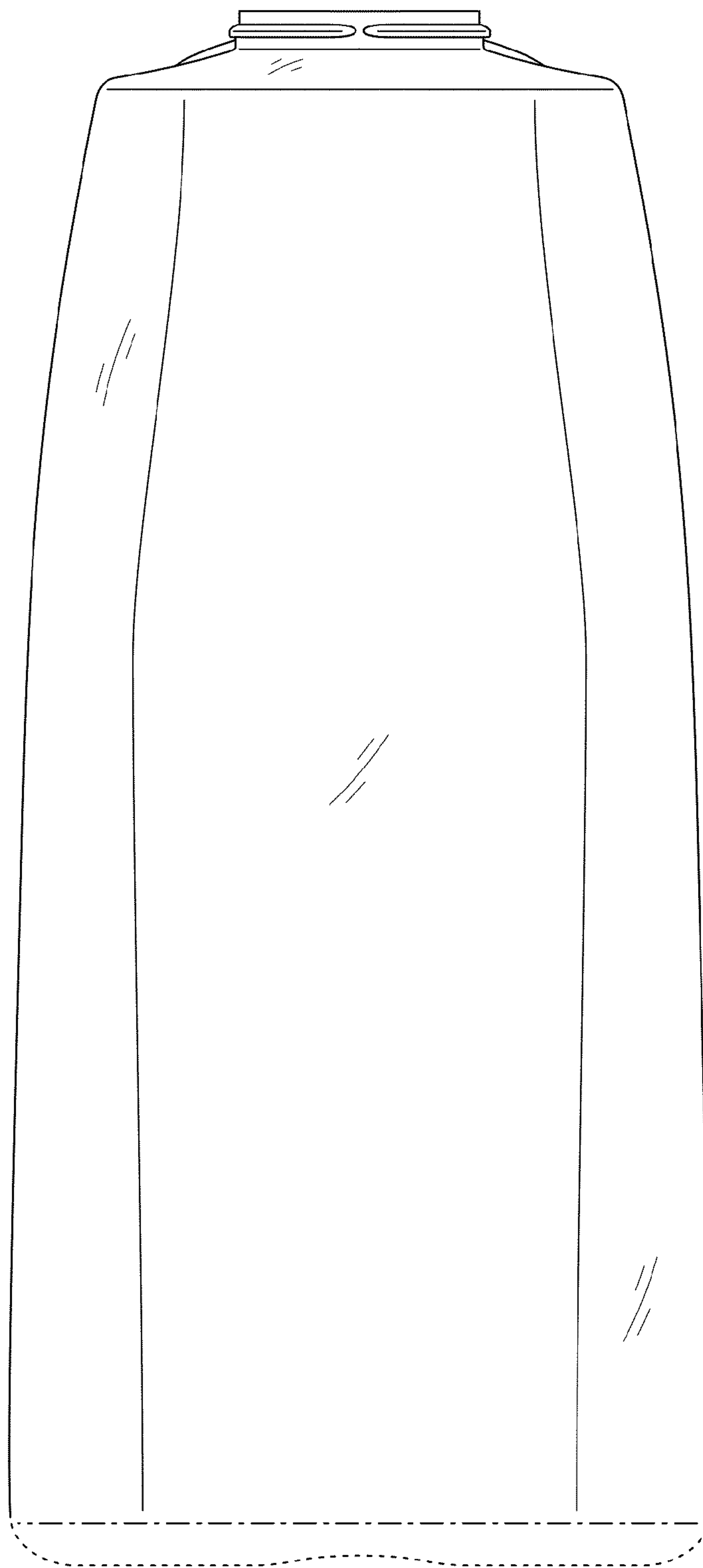


FIG. 2




FIG. 3

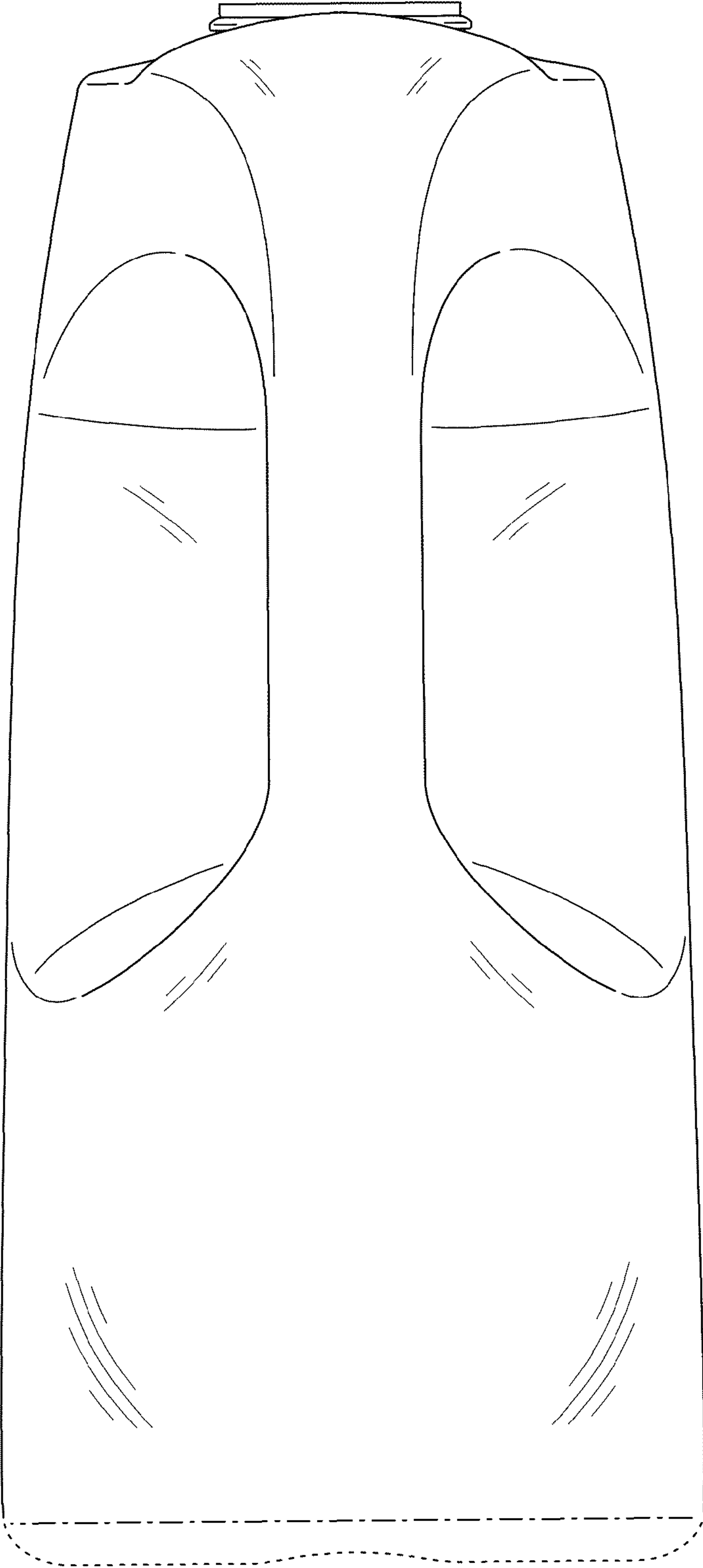


FIG. 4




FIG. 5

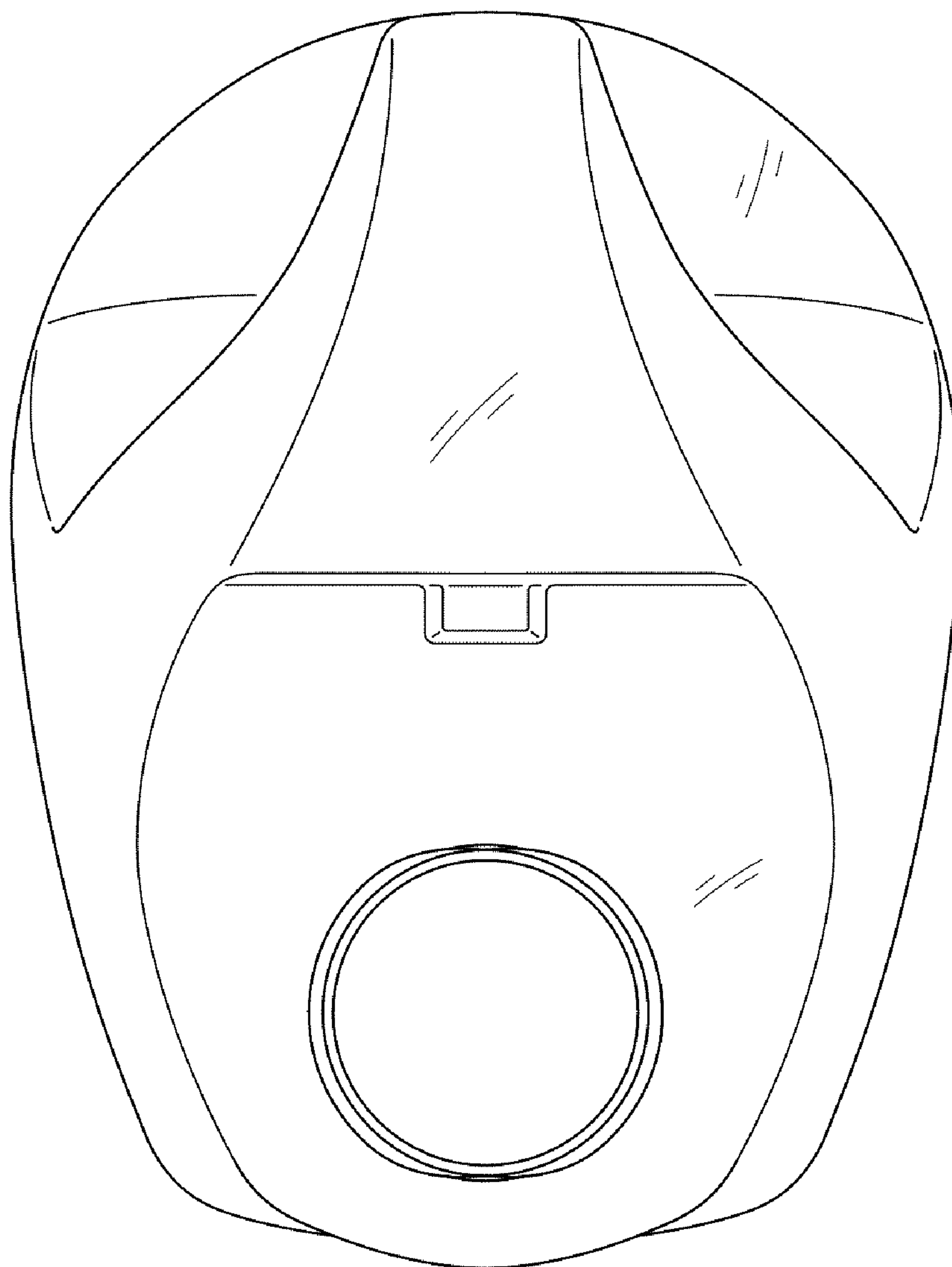


FIG. 6

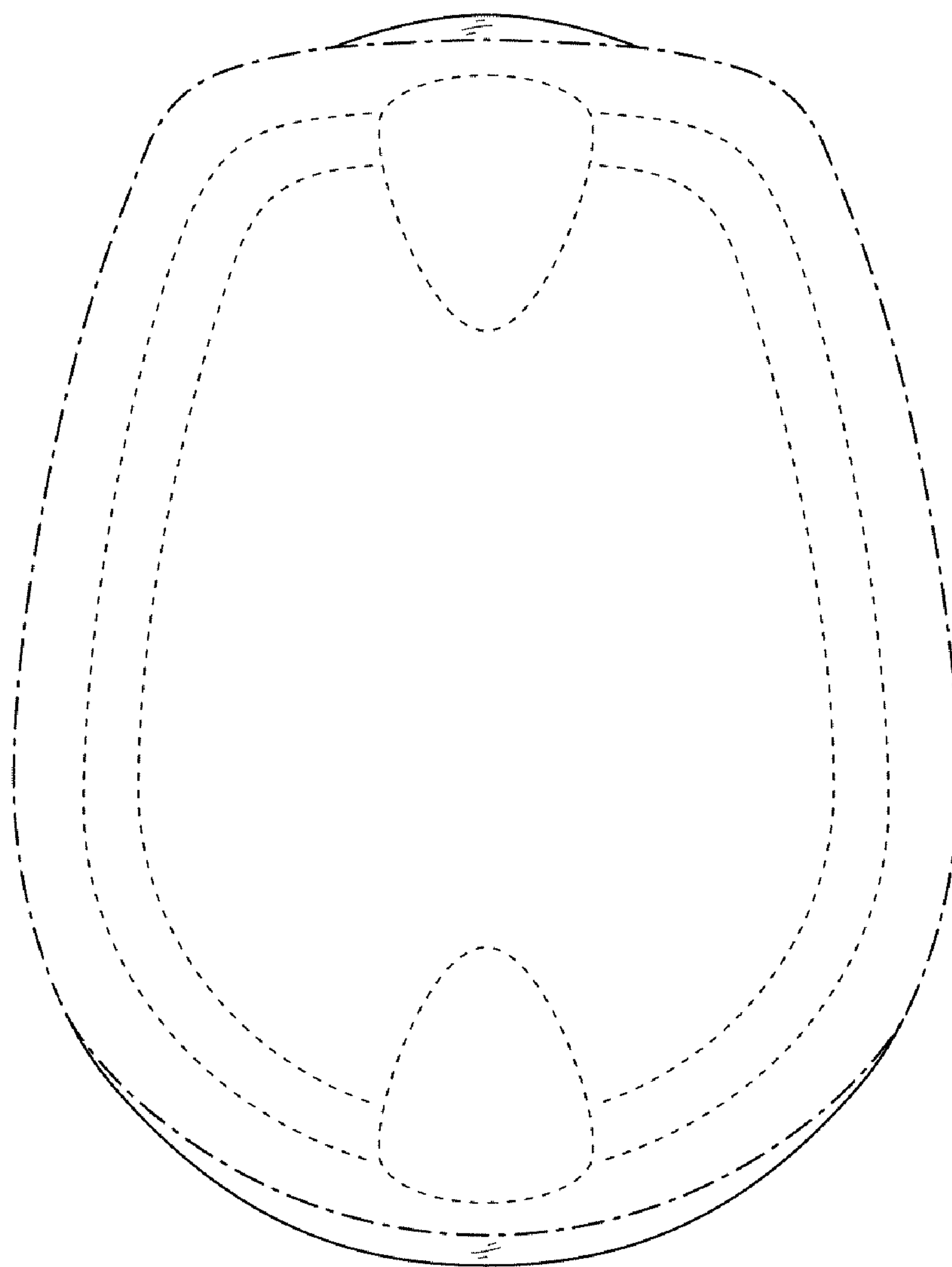


FIG. 7



FIG. 8

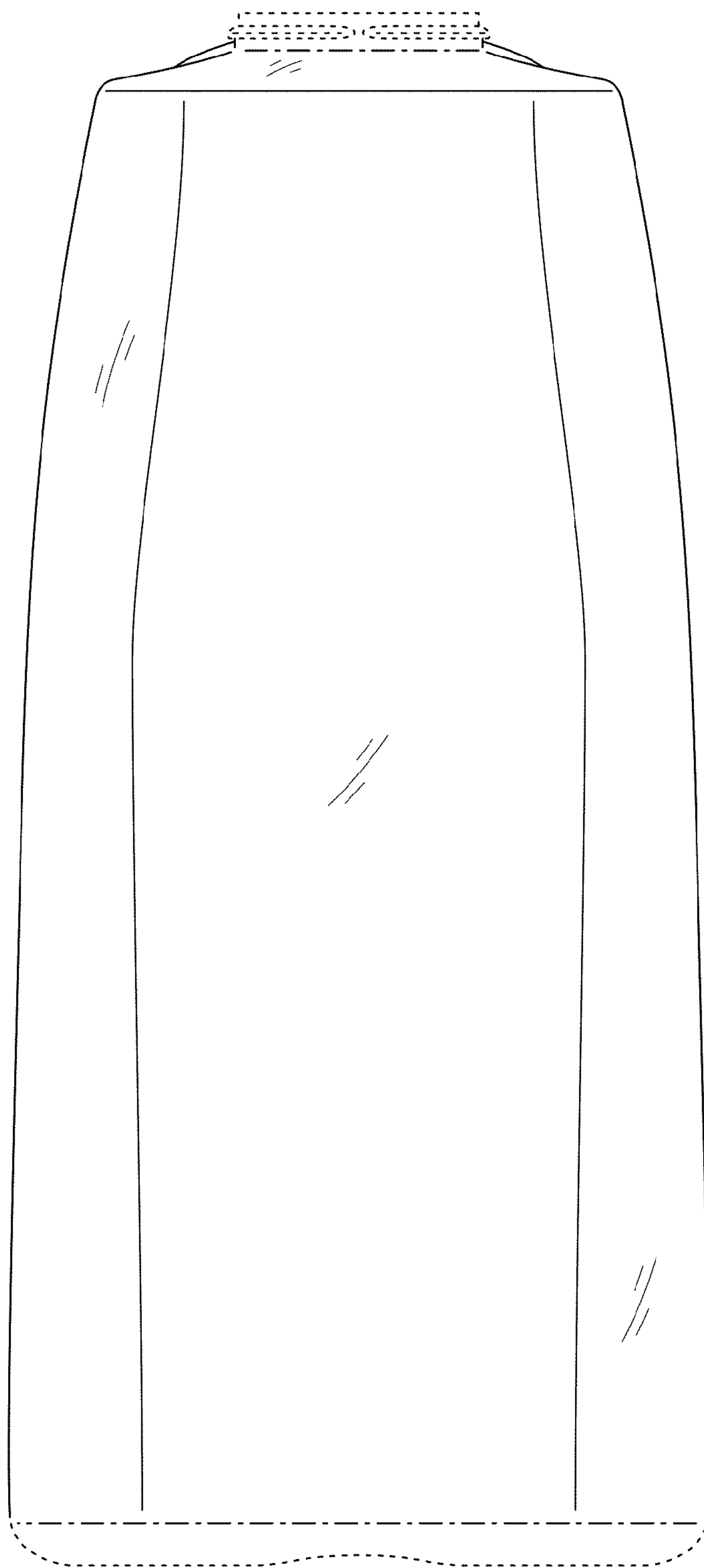


FIG. 9




FIG. 10

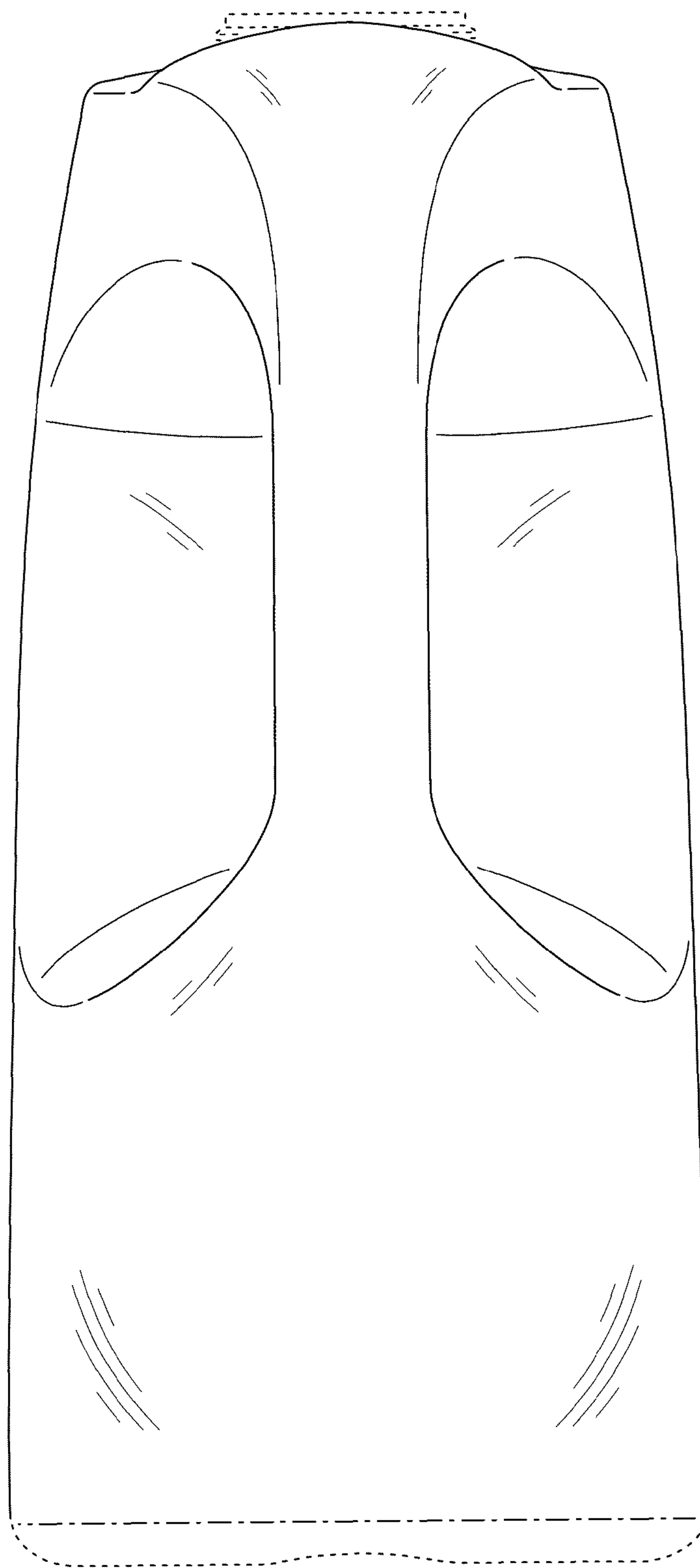


FIG. 11




FIG. 12

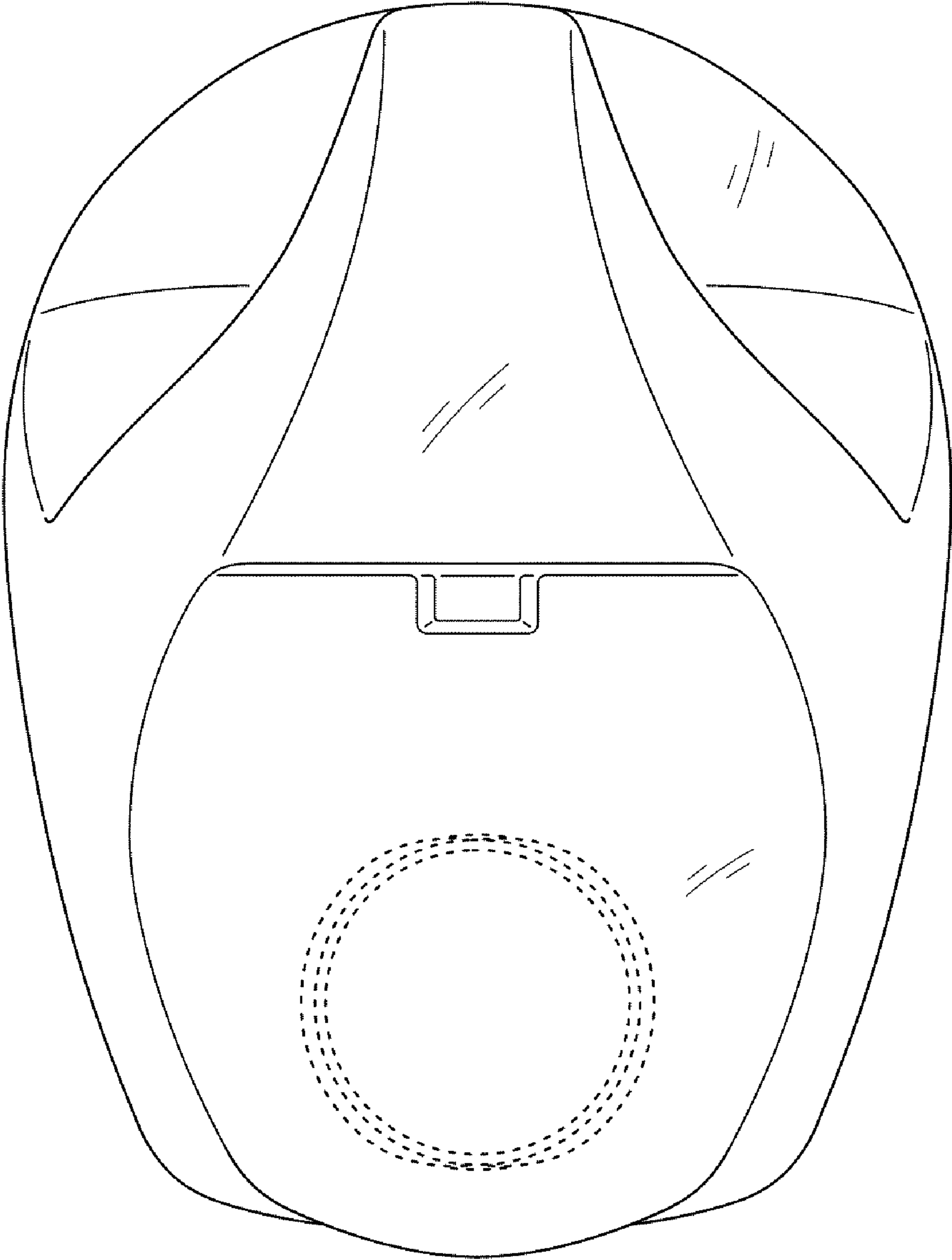


FIG. 13

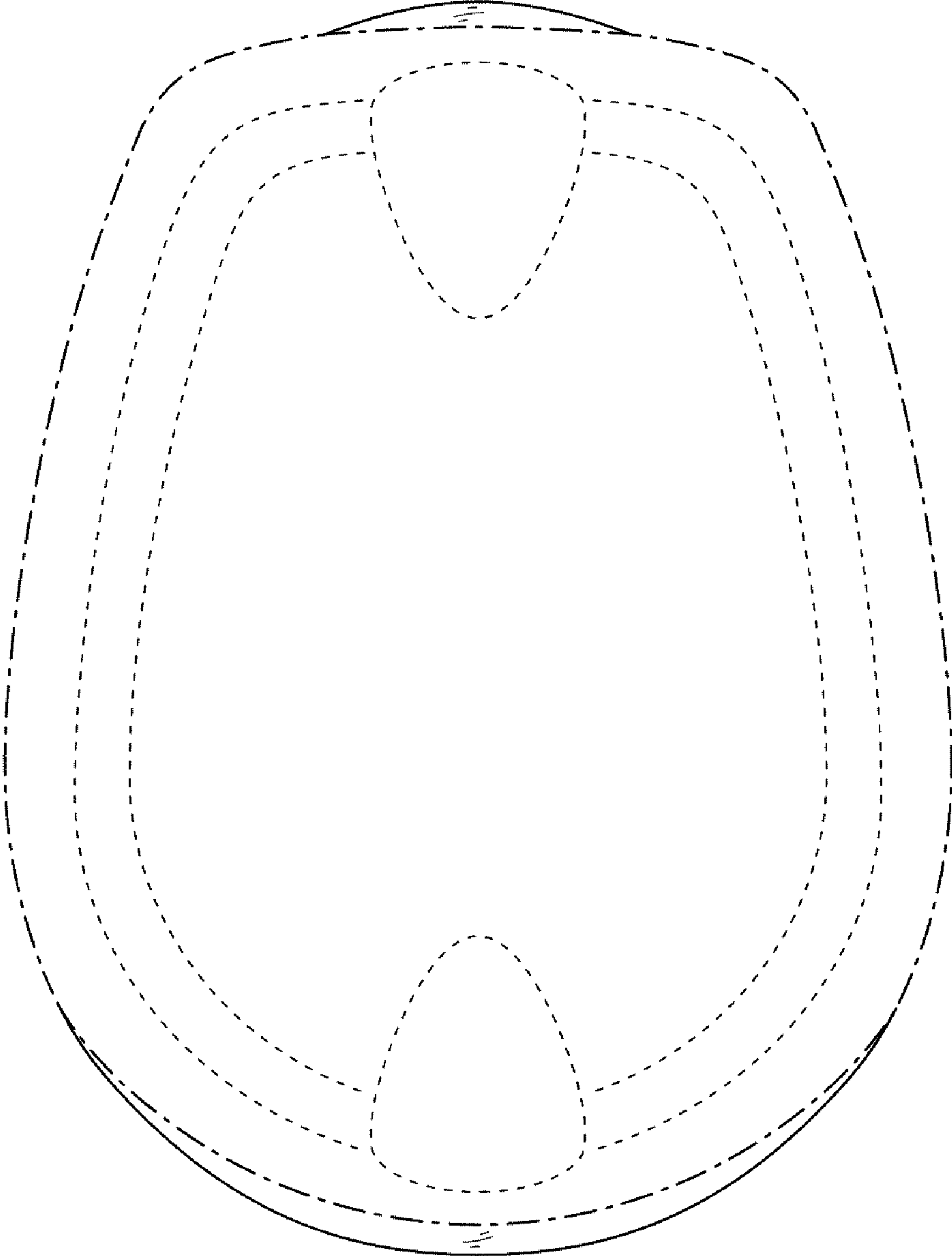


FIG. 14