



US00D628046S

(12) **United States Design Patent**
Schutte

(10) **Patent No.:** **US D628,046 S**
(45) **Date of Patent:** **** Nov. 30, 2010**

- (54) **DECORATIVE CORD SECURING COVER FOR AN ELECTRICAL OUTLET**
- (75) Inventor: **Michael J. Schutte**, Cornelius, NC (US)
- (73) Assignee: **StayConnect, LLC**, Cornelius, NC (US)
- (**) Term: **14 Years**
- (21) Appl. No.: **29/364,870**
- (22) Filed: **Jun. 29, 2010**

D283,007	S *	3/1986	Henkel	D8/353
D289,602	S *	5/1987	Williams, Jr.	D8/353
4,671,587	A *	6/1987	Lerner et al.	439/142
4,801,271	A *	1/1989	Piper	439/148
4,810,833	A *	3/1989	Meyers	174/67
4,857,004	A *	8/1989	Poirier	439/140
D310,476	S *	9/1990	Grenell	D8/353
D331,386	S *	12/1992	Koessler	D13/156
5,430,253	A *	7/1995	Pratt	174/67
D364,849	S *	12/1995	De Waal	D13/177
5,989,052	A *	11/1999	Fields et al.	439/373
6,309,239	B1 *	10/2001	Johnston	439/373
6,417,450	B1 *	7/2002	Young	174/66
7,255,588	B2 *	8/2007	Wilder	439/373

Related U.S. Application Data

- (62) Division of application No. 29/344,841, filed on Oct. 5, 2009, now Pat. No. Des. 620,780.

(Continued)

- (51) **LOC (9) Cl.** **11-05**
- (52) **U.S. Cl.** **D8/353; D13/156**
- (58) **Field of Classification Search** D8/350–353; D13/139.1–139.8, 146, 147, 152, 154, 156, D13/158, 169, 171, 173, 177; D14/159; D25/60; 174/55, 58, 66, 67, 535; 220/241, 220/3.92, 3.5–3.8, 242; 439/535, 536, 892; 200/303; 248/273; 292/357

Primary Examiner—Stella M Reid
Assistant Examiner—Mark A Goodwin
 (74) *Attorney, Agent, or Firm*—Everman Law Firm, PA; Gregory R. Everman

See application file for complete search history.

(57) **CLAIM**

The ornamental design for a decorative cord securing cover for an electrical outlet, as shown and described.

(56) **References Cited**

U.S. PATENT DOCUMENTS

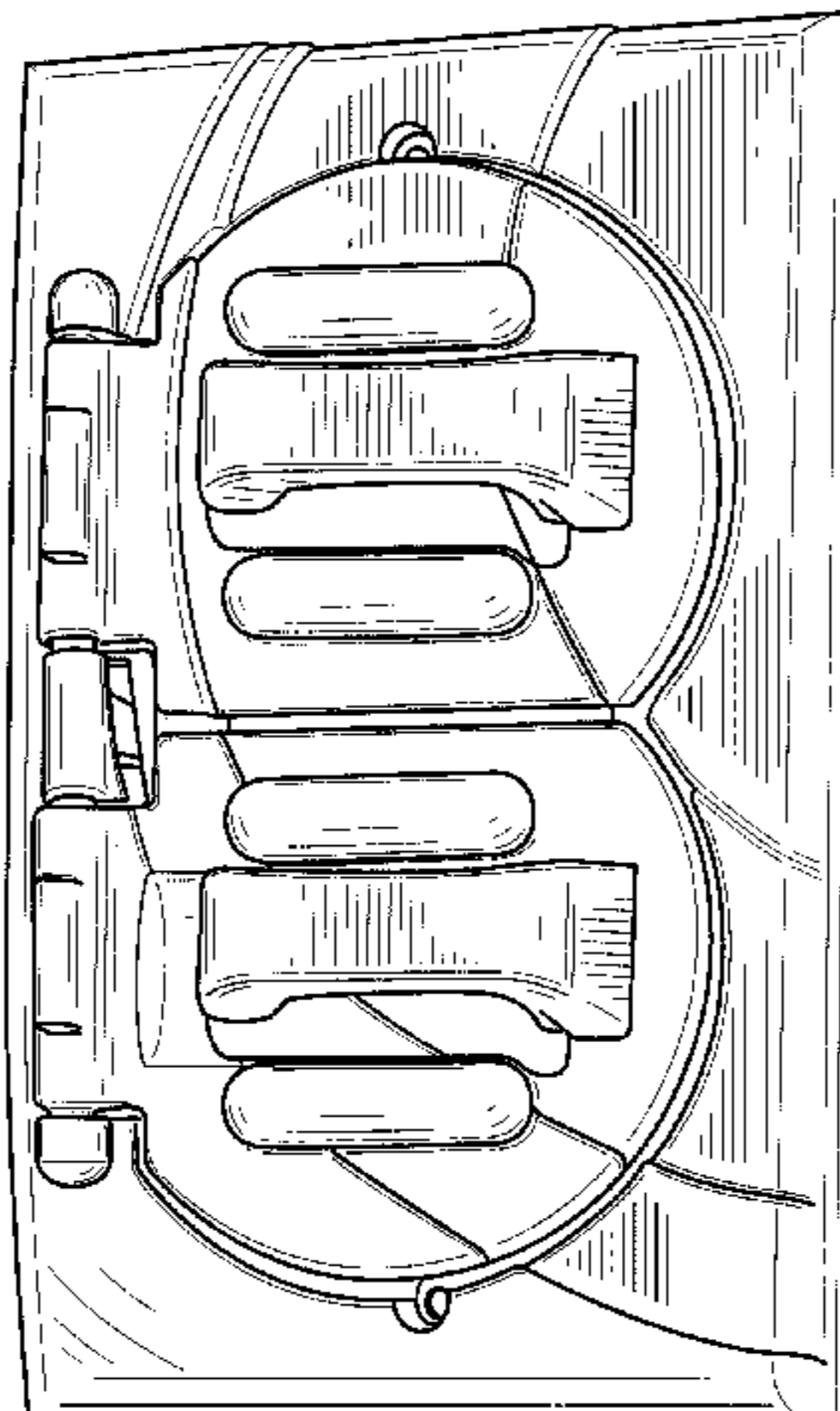
2,870,933	A *	1/1959	Winter	220/242
2,878,456	A *	3/1959	Cormier	439/142
D188,792	S *	9/1960	Robbins	D8/353
2,985,334	A *	5/1961	Slater	220/242
D197,520	S *	2/1964	Bellek	D8/353
3,137,407	A *	6/1964	MacKiewicz	220/242
D203,116	S *	12/1965	Weitzman	D8/350
4,058,358	A *	11/1977	Carlisle	439/142
4,134,516	A *	1/1979	Sullo	220/242
D253,225	S *	10/1979	Petralia et al.	D8/353
4,197,959	A *	4/1980	Kramer	220/242
4,250,349	A *	2/1981	Bennett	174/67
4,342,493	A *	8/1982	Grenell	439/142
D273,084	S *	3/1984	Henkel	D8/353
D275,173	S *	8/1984	Mastro et al.	D8/353

DESCRIPTION

FIG. 1 is a front perspective view of a decorative cord securing cover for an electrical outlet showing my new design;
 FIG. 2 is an enlarged front elevational view thereof;
 FIG. 3 is a rear elevational view thereof;
 FIG. 4 is a right side view thereof;
 FIG. 5 is a left side view thereof;
 FIG. 6 is a top plan view thereof;
 FIG. 7 is a bottom plan view thereof; and,
 FIG. 8 is top front left side perspective view thereof shown in use condition.

The broken lines showing a power cord are for illustrative purposes only and form no part of the claimed design.

1 Claim, 6 Drawing Sheets



US D628,046 S

Page 2

U.S. PATENT DOCUMENTS

D569,811 S *	5/2008	Kinnard	D13/156	D591,682 S *	5/2009	Lin	D13/139.2
D569,812 S *	5/2008	Kinnard	D13/156	D597,487 S *	8/2009	Barnes et al.	D13/139.1
D570,787 S *	6/2008	Kinnard	D13/156	7,622,676 B2 *	11/2009	Drane et al.	174/66
					7,674,977 B1 *	3/2010	Constantino	174/67

* cited by examiner

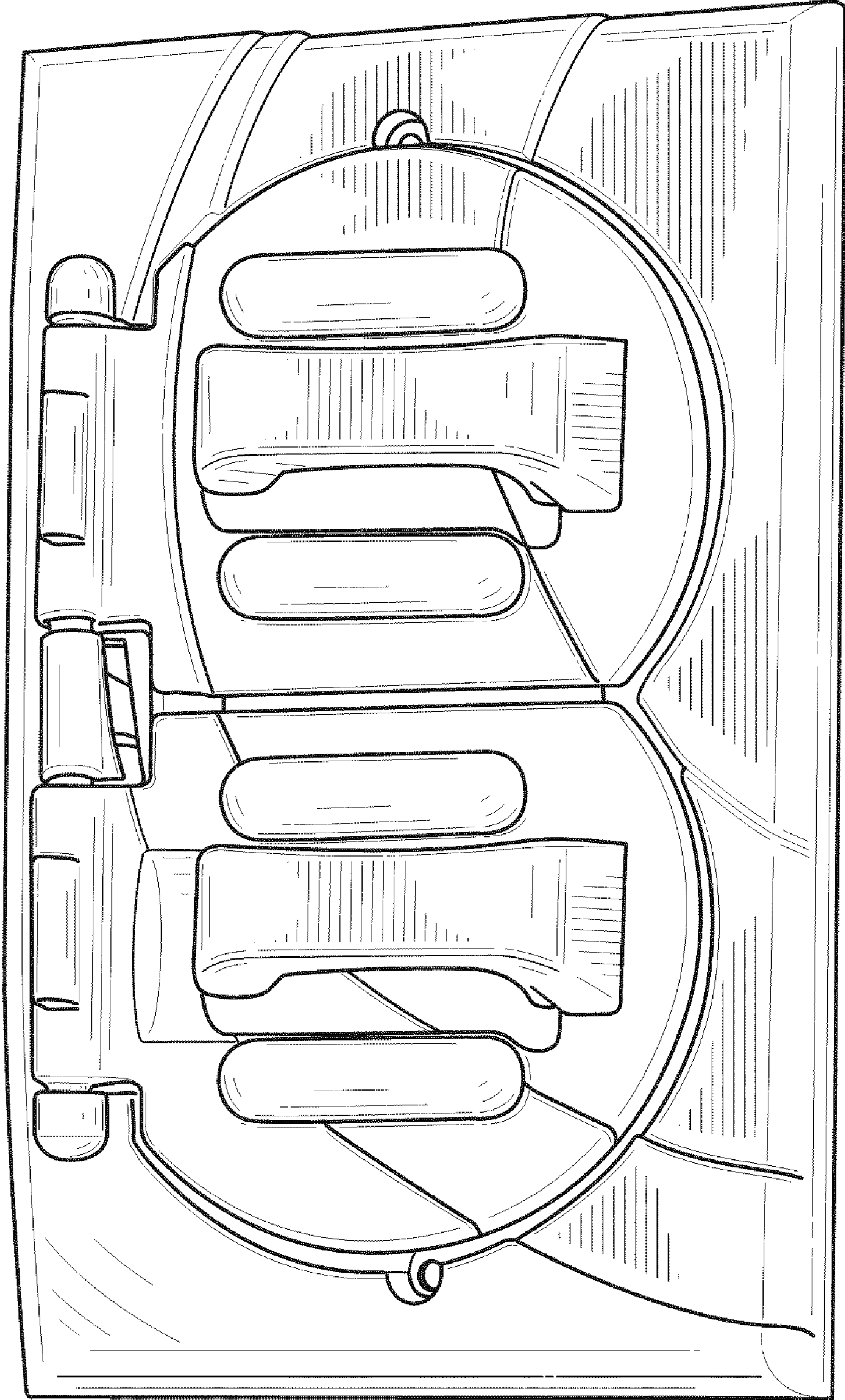


FIG. 1

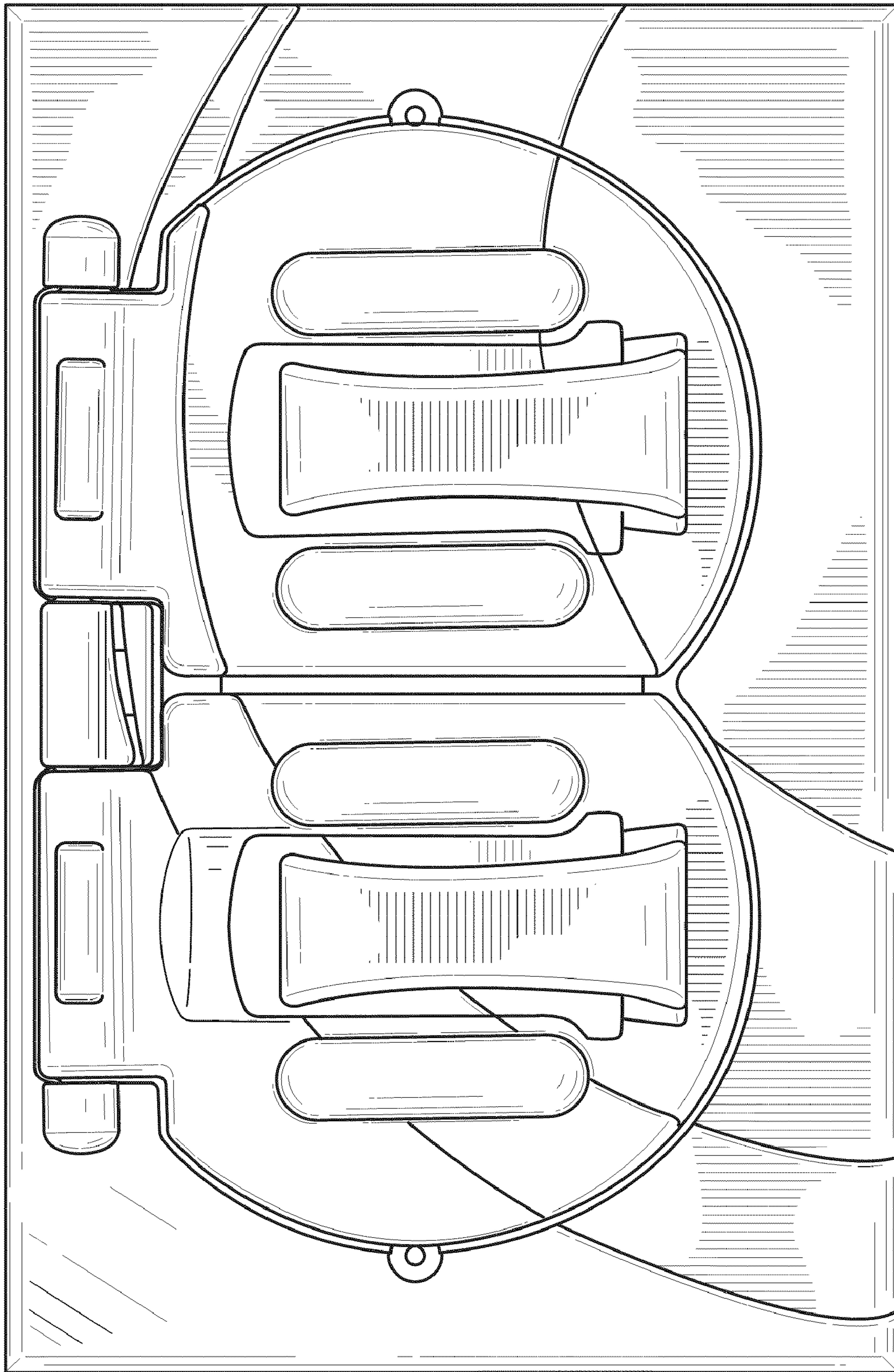


FIG. 2

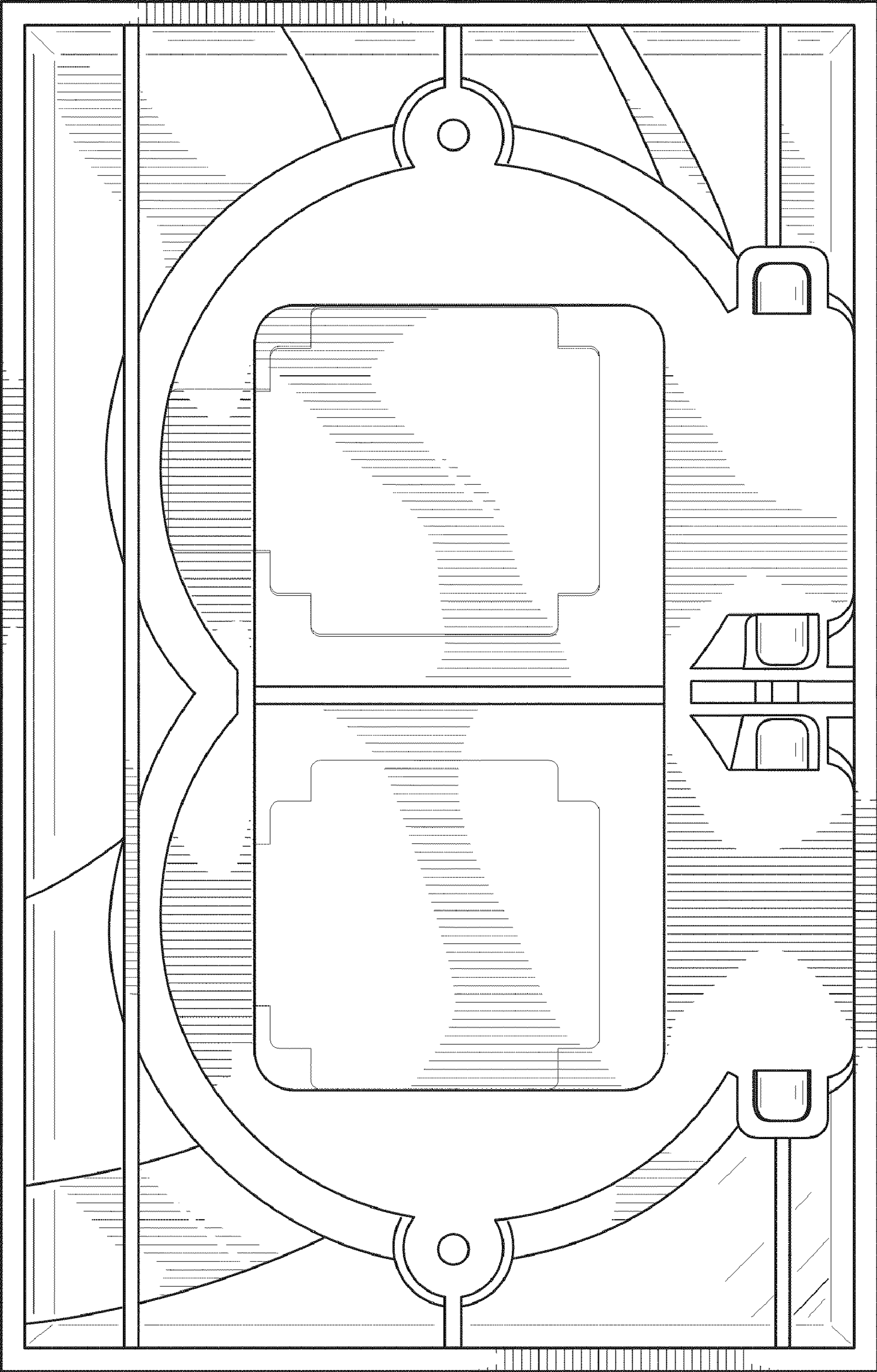


FIG. 3

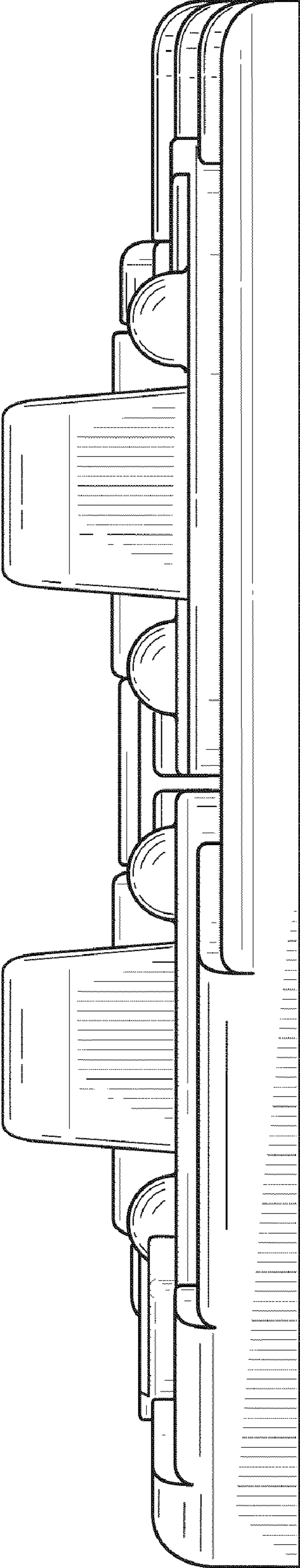


FIG. 4

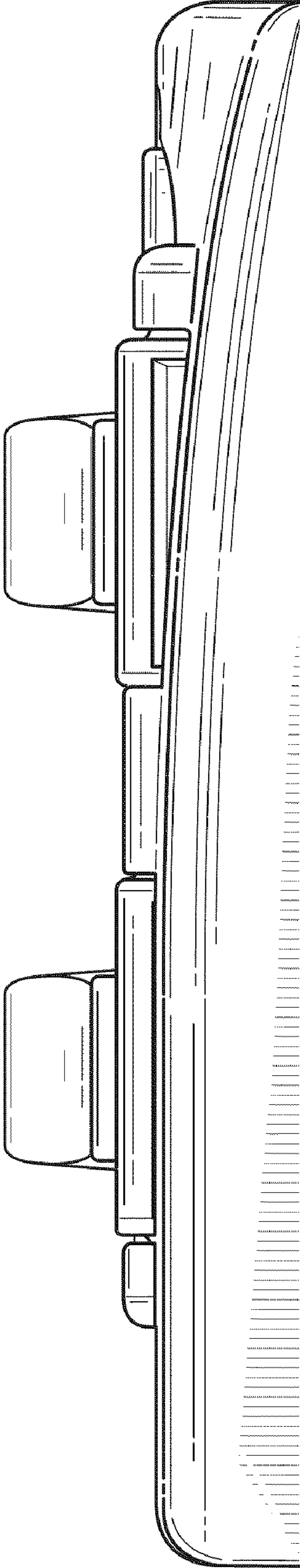


FIG. 5

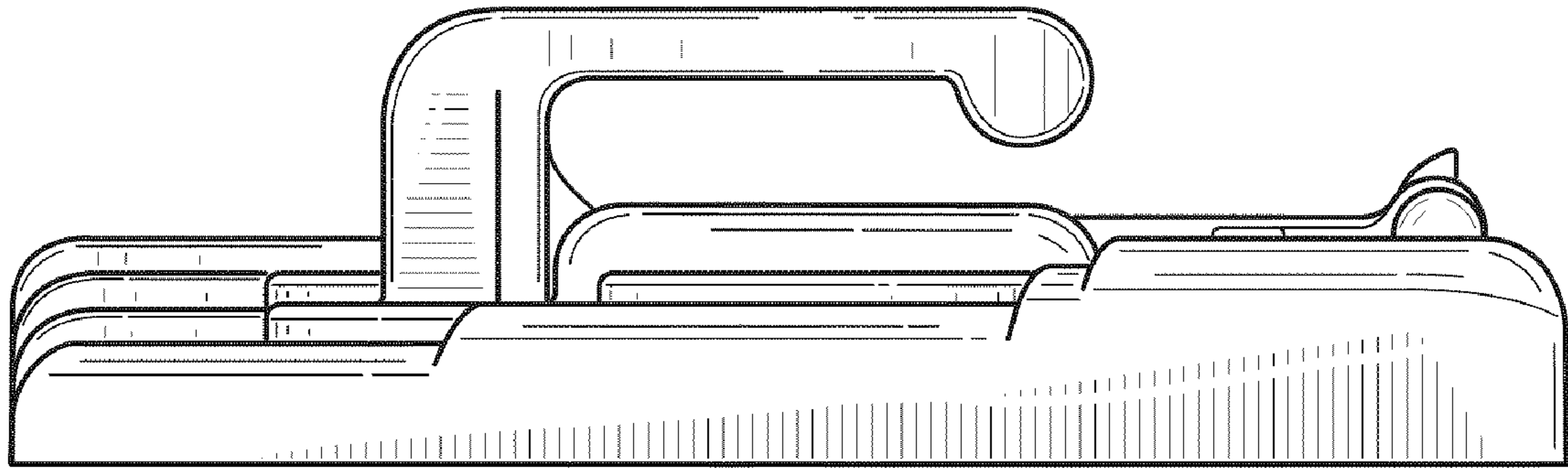


FIG. 6

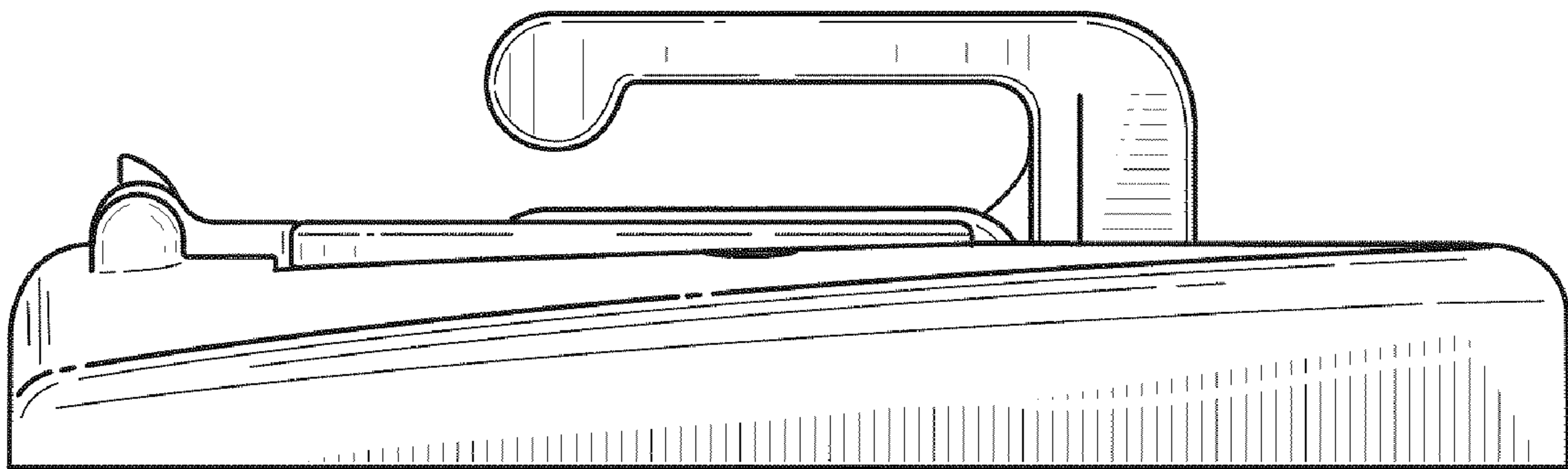


FIG. 7

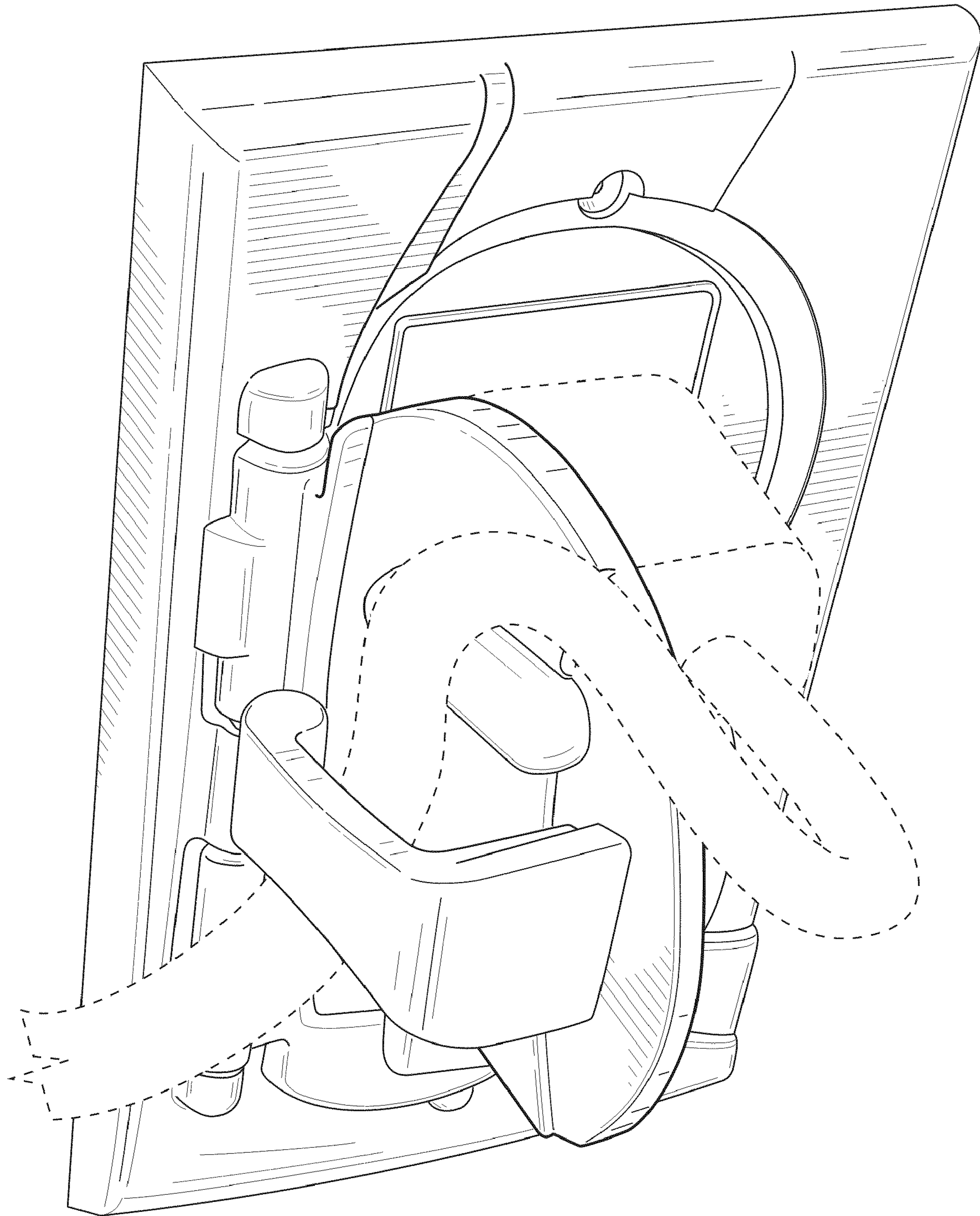


FIG. 8