



US00D628035S

(12) **United States Design Patent**  
**Paige**

(10) **Patent No.:** **US D628,035 S**

(45) **Date of Patent:** **\*\* Nov. 30, 2010**

(54) **FIREFIGHTER DEMOLITION POLE TIP**

(76) Inventor: **Dennis Paige**, Rt. 2, Box 46C, Stratford, OK (US) 74872

(\*\*) Term: **14 Years**

(21) Appl. No.: **29/314,217**

(22) Filed: **Mar. 14, 2009**

(51) **LOC (9) Cl.** ..... **08-05**

(52) **U.S. Cl.** ..... **D8/14; D8/89**

(58) **Field of Classification Search** ..... D8/14,  
D8/47, 81, 89, 105; 7/158, 161; 30/314;  
294/19.1, 24

See application file for complete search history.

(56) **References Cited**

U.S. PATENT DOCUMENTS

1,855,975	A *	4/1932	Lamb	7/158
2,017,369	A	10/1935	McGhee	
2,490,684	A *	12/1949	Gosselin	30/277
3,323,826	A	6/1967	Crowley	
3,888,535	A	6/1975	Rosso	
3,921,288	A	11/1975	Clemens, Jr.	
4,004,539	A	1/1977	Wesson	
4,208,793	A	6/1980	Sinnott	
D266,902	S	11/1982	Tarran	
D266,903	S	11/1982	Tarran	
5,088,174	A *	2/1992	Hull et al.	29/254
5,095,623	A *	3/1992	Williams	30/144

D328,701	S	8/1992	Warnecke	
D329,972	S	10/1992	Calvagno	
5,339,527	A *	8/1994	Clemens, Jr.	30/299
5,428,853	A *	7/1995	Menke et al.	7/138
6,543,824	B2	4/2003	Beaudrie	
6,763,542	B2 *	7/2004	Huang	7/116
D528,879	S	9/2006	Ferrara	
2003/0192187	A1	10/2003	Bean	

\* cited by examiner

*Primary Examiner*—Philip S Hyder

*Assistant Examiner*—Roselyne Cody

(74) *Attorney, Agent, or Firm*—Randal D. Homburg

(57) **CLAIM**

The ornamental design for a firefighter demolition pole tip, as shown and described,

**DESCRIPTION**

FIG. 1 is an upper, front and right side perspective view of the firefighter demolition pole tip.

FIG. 2 is a front view thereof.

FIG. 3 is a rear view thereof.

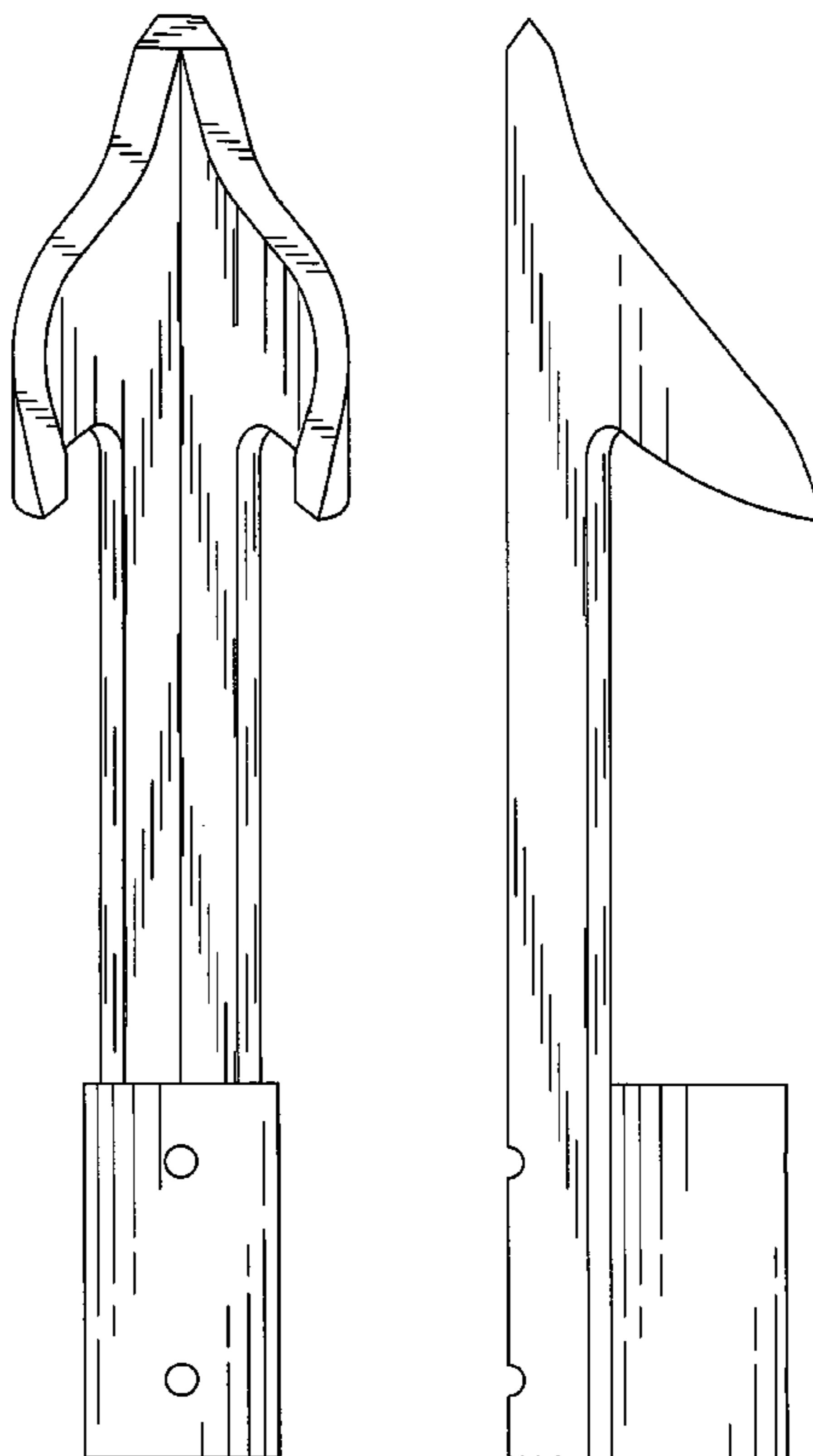
FIG. 4 is a left side view thereof.

FIG. 5 is a right side view thereof.

FIG. 6 is a upper end view thereof; and,

FIG. 7 is a lower end thereof.

**1 Claim, 3 Drawing Sheets**



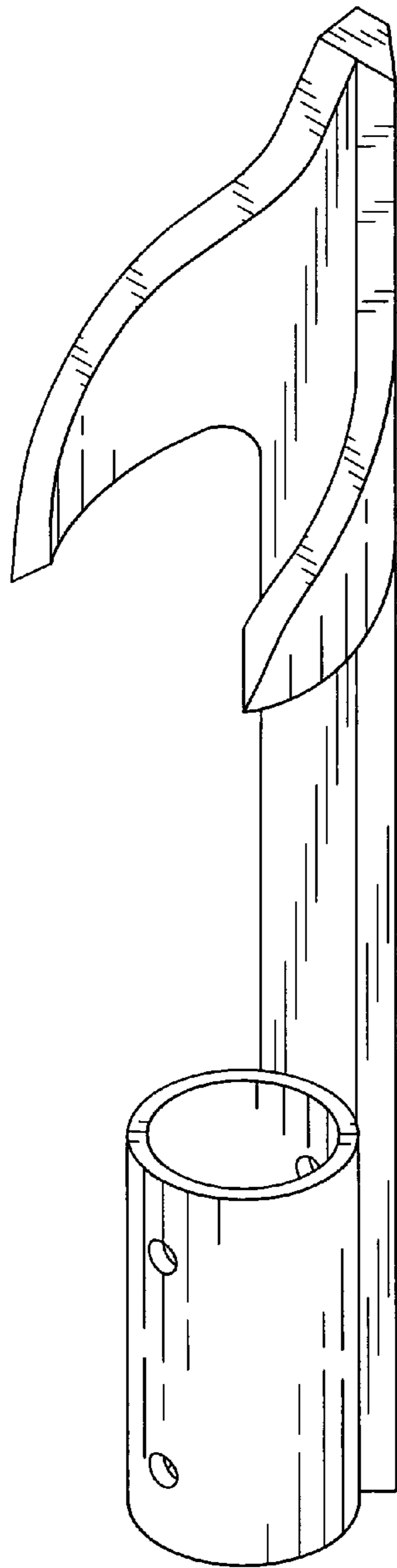


FIG. 1

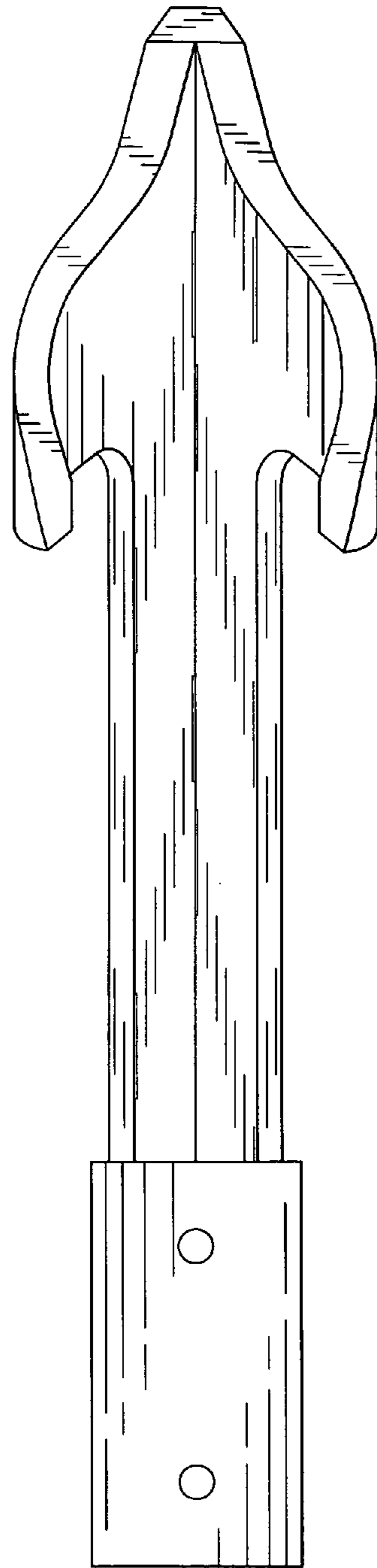


FIG. 2

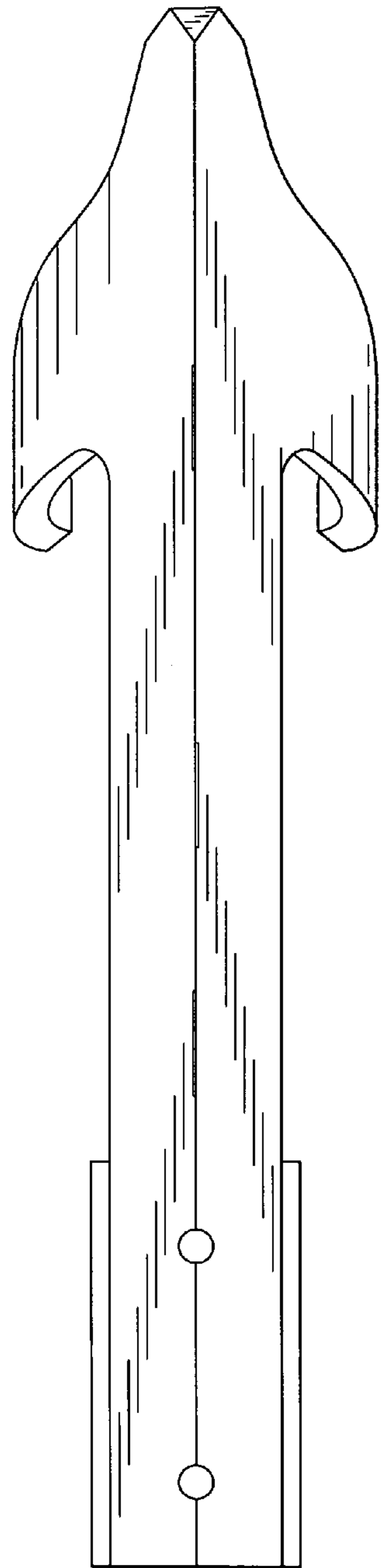


FIG. 3



FIG. 4

