



US00D628009S

(12) **United States Design Patent**
Sarnoff et al.

(10) **Patent No.:** **US D628,009 S**
(45) **Date of Patent:** **** Nov. 30, 2010**

(54) **PIZZA PAN**

(75) Inventors: **Norton Sarnoff**, Northbrook, IL (US);
Raj Patel, Lake Zurich, IL (US)

(73) Assignee: **Handi-Foil Corporation**, Wheeling, IL (US)

(**) Term: **14 Years**

(21) Appl. No.: **29/362,365**

(22) Filed: **May 25, 2010**

(51) **LOC (9) Cl.** **07-02**

(52) **U.S. Cl.** **D7/359; D7/354**

(58) **Field of Classification Search** D3/201,
D3/304, 307-314; D7/323, 354-363, 391,
D7/402, 408-409, 505, 543-546, 554.1-554.4,
D7/560, 584-588, 665; D9/414, 425, 430-434,
D9/452, 456, 755, 760-761, 781-783; D24/226-230;
99/430, 433, 450; 126/369; 219/728-730;
220/573.1-573.3, 912; 229/5.82, 407; 249/117,
249/136; 356/246; 422/99-102, 104
See application file for complete search history.

(56) **References Cited**

U.S. PATENT DOCUMENTS

33,444	A *	10/1861	Miller	99/450
254,770	A *	3/1882	Hurd	99/450
1,493,796	A *	5/1924	Anderson	249/136
2,145,263	A *	1/1939	Huntzinger et al.	126/369
3,453,948	A *	7/1969	Murphy	99/433
D221,521	S *	8/1971	Crabtree	D9/425
D246,288	S *	11/1977	Boucher	D7/587
4,154,795	A *	5/1979	Thorne	422/99
4,176,591	A *	12/1979	Power	99/430
D283,162	S *	3/1986	Godsey	D24/226
4,676,151	A *	6/1987	Gorsuch et al.	99/450

D302,637	S *	8/1989	Hiscott et al.	D7/391
4,927,991	A *	5/1990	Wendt et al.	219/728
D374,148	S *	10/1996	Woodward et al.	D7/354
D376,723	S *	12/1996	Asner	D7/359
D383,974	S *	9/1997	Kristoffersson	D9/755
D454,202	S *	3/2002	Pham et al.	D24/230
6,717,121	B2 *	4/2004	Zeng et al.	219/730
D513,150	S *	12/2005	Asner	D7/354
D513,942	S *	1/2006	de Groote	D7/665
D562,463	S *	2/2008	Berndt et al.	D24/226
D611,300	S *	3/2010	Chen et al.	D7/409
D621,217	S *	8/2010	Zemel	D7/408

* cited by examiner

Primary Examiner—Ricky Pham

(74) *Attorney, Agent, or Firm*—Adam K. Sacharoff; Much Shelist

(57) **CLAIM**

The ornamental design for a pizza pan, as shown and described.

DESCRIPTION

FIG. 1 is a front view of a pizza pan in accordance with the invention shown;

FIG. 2 is a top view of the pizza pan from FIG. 1;

FIG. 3 is an enlarged top perspective of the pizza pan from box 3 illustrated in FIG. 2,

FIG. 4 is a cross sectional view of the pizza pan from line 4 illustrated in FIG. 2;

FIG. 5 is a top view of the pizza pan from FIG. 1;

FIG. 6 is a bottom perspective view of the pizza pan from FIG. 1; and,

FIG. 7 is a top perspective view of the pizza pan from FIG. 1.

1 Claim, 5 Drawing Sheets






FIG. 1

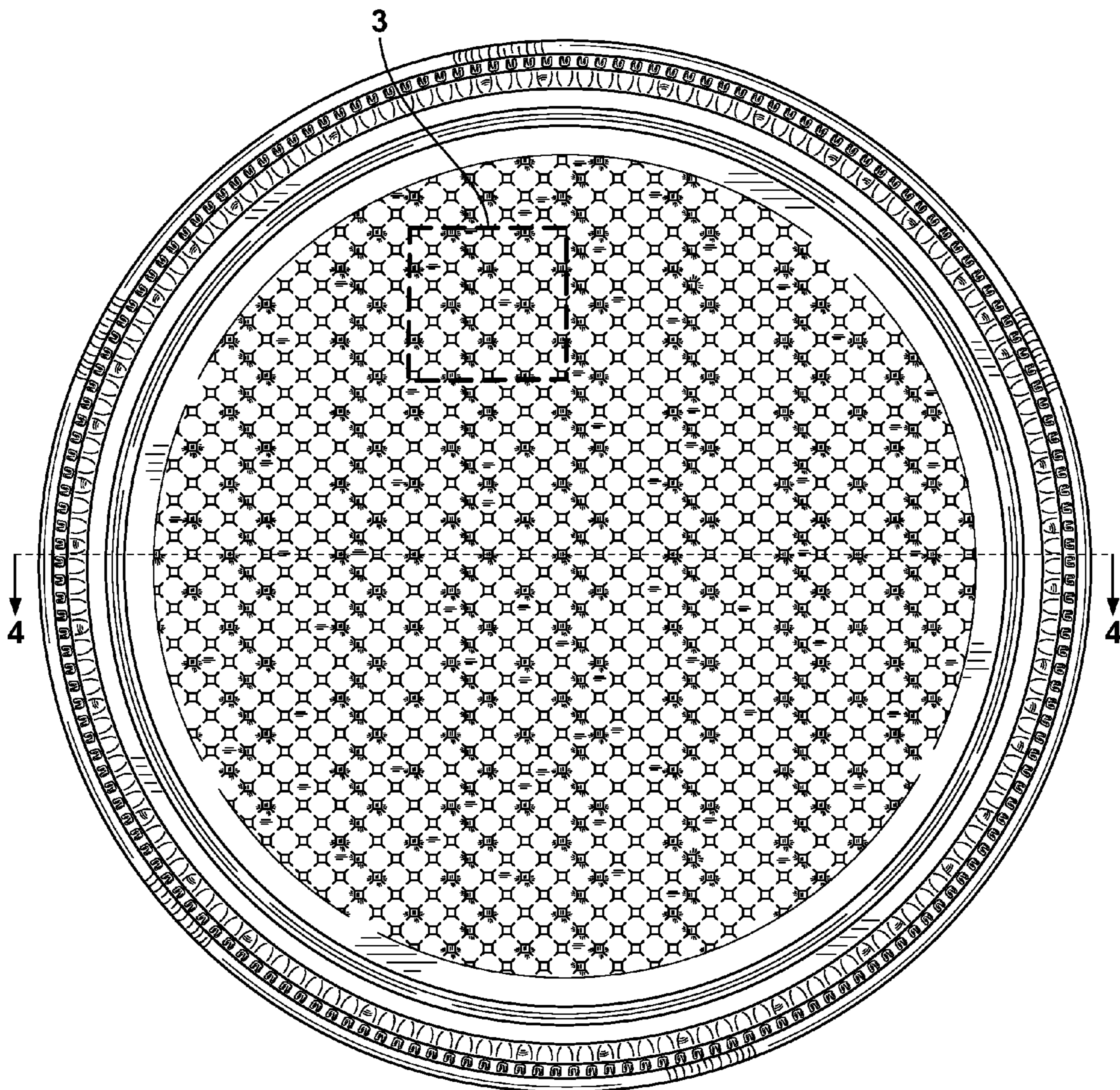


FIG. 2

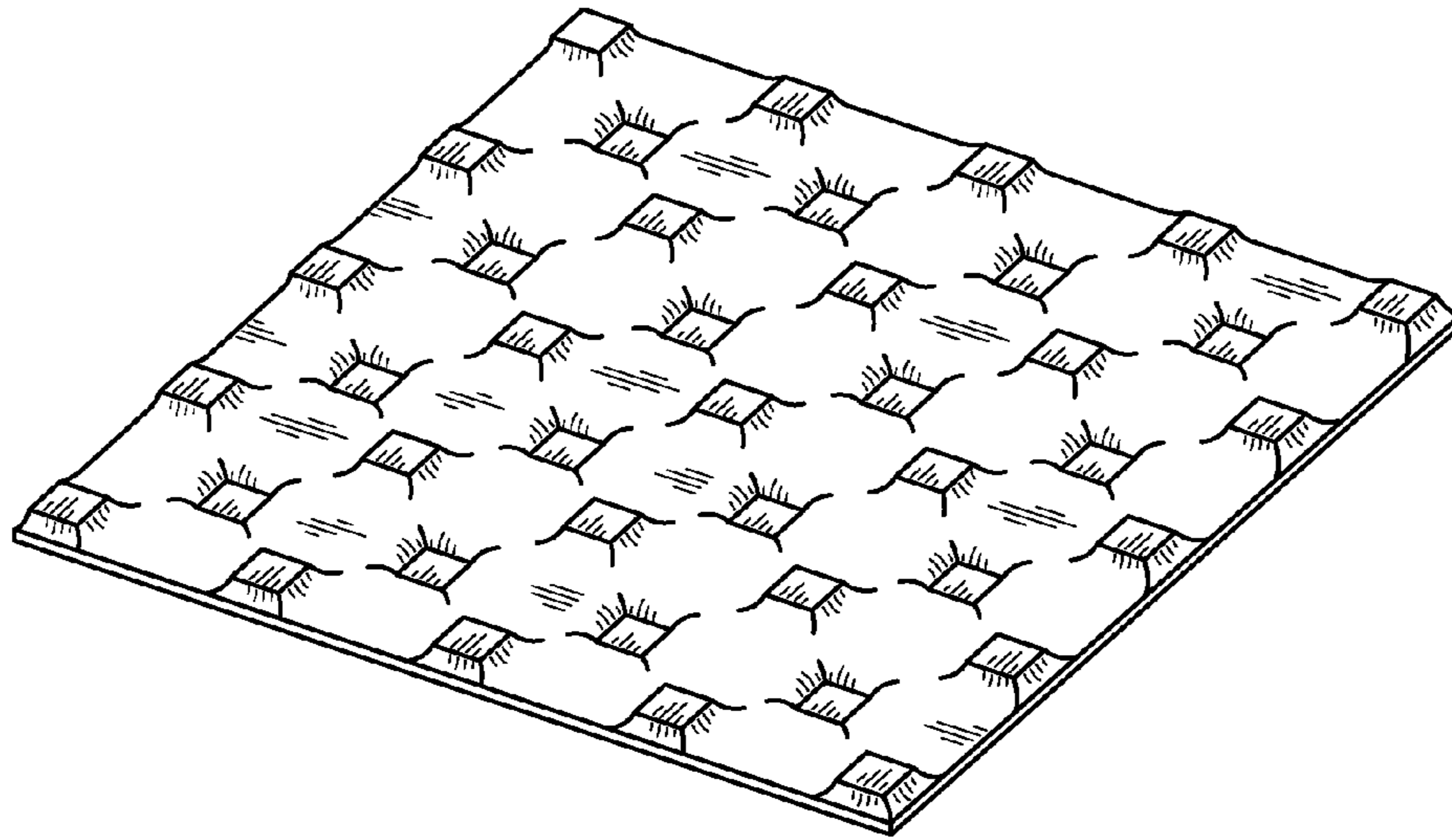


FIG. 3

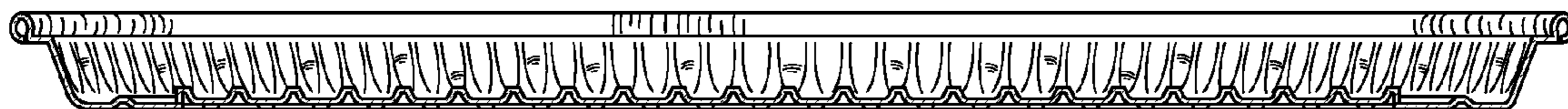


FIG. 4




FIG. 5




FIG. 6




FIG. 7