

US00D628003S

(12) **United States Design Patent**
Venugopal

(10) **Patent No.:** **US D628,003 S**

(45) **Date of Patent:** **** Nov. 30, 2010**

(54) **DOOR MAT WITH CENTERED AREA AND SURROUNDING GROOVES**

D605,450 S * 12/2009 Venugopal D6/583
D608,127 S * 1/2010 Venugopal D6/583
D612,652 S * 3/2010 Venugopal D6/588

(75) Inventor: **Vivek Venugopal**, Alleppey (IN)

* cited by examiner

(73) Assignee: **William Goodacre & Sons India Pvt. Ltd.**, Alleppey (IN)

Primary Examiner—Robert M Spear

Assistant Examiner—Barbara B Lohr

(**) Term: **14 Years**

(74) *Attorney, Agent, or Firm*—Norman B. Rainer

(21) Appl. No.: **29/349,461**

(57) **CLAIM**

(22) Filed: **Apr. 6, 2010**

The ornamental design for a door mat with centered area and surrounding grooves, as shown and described.

(51) **LOC (9) Cl.** **06-11**

(52) **U.S. Cl.** **D6/583**

(58) **Field of Classification Search** D6/582,
D6/583, 584, 585, 586, 587, 588, 589, 591,
D6/592, 593, 594, 596, 601, 603; D20/99
See application file for complete search history.

DESCRIPTION

FIG. 1 is a top view of a door mat with centered area and surrounding grooves showing my new design;

FIG. 2 is a bottom view thereof, shown to be plain and unornamented;

FIG. 3 is a side view thereof taken from the right of FIG. 1, the unshown opposite side being of identical appearance;

FIG. 4 is a front view thereof taken from the bottom of FIG. 1, the unshown opposite rear view being of identical appearance; and,


FIG. 5 is a fragmentary perspective top view thereof.

(56) **References Cited**

U.S. PATENT DOCUMENTS

D255,255 S * 6/1980 Leo D20/99
D336,198 S * 6/1993 Gibbons D6/583
D358,520 S * 5/1995 Yamanaka D6/583
D465,375 S * 11/2002 Fernando D6/589
D549,030 S * 8/2007 Kessler et al. D6/583
D589,289 S * 3/2009 Laure D6/582

1 Claim, 3 Drawing Sheets






FIG. 1




FIG. 2

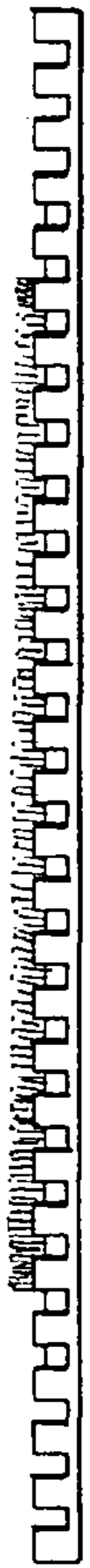


FIG. 3



FIG. 4

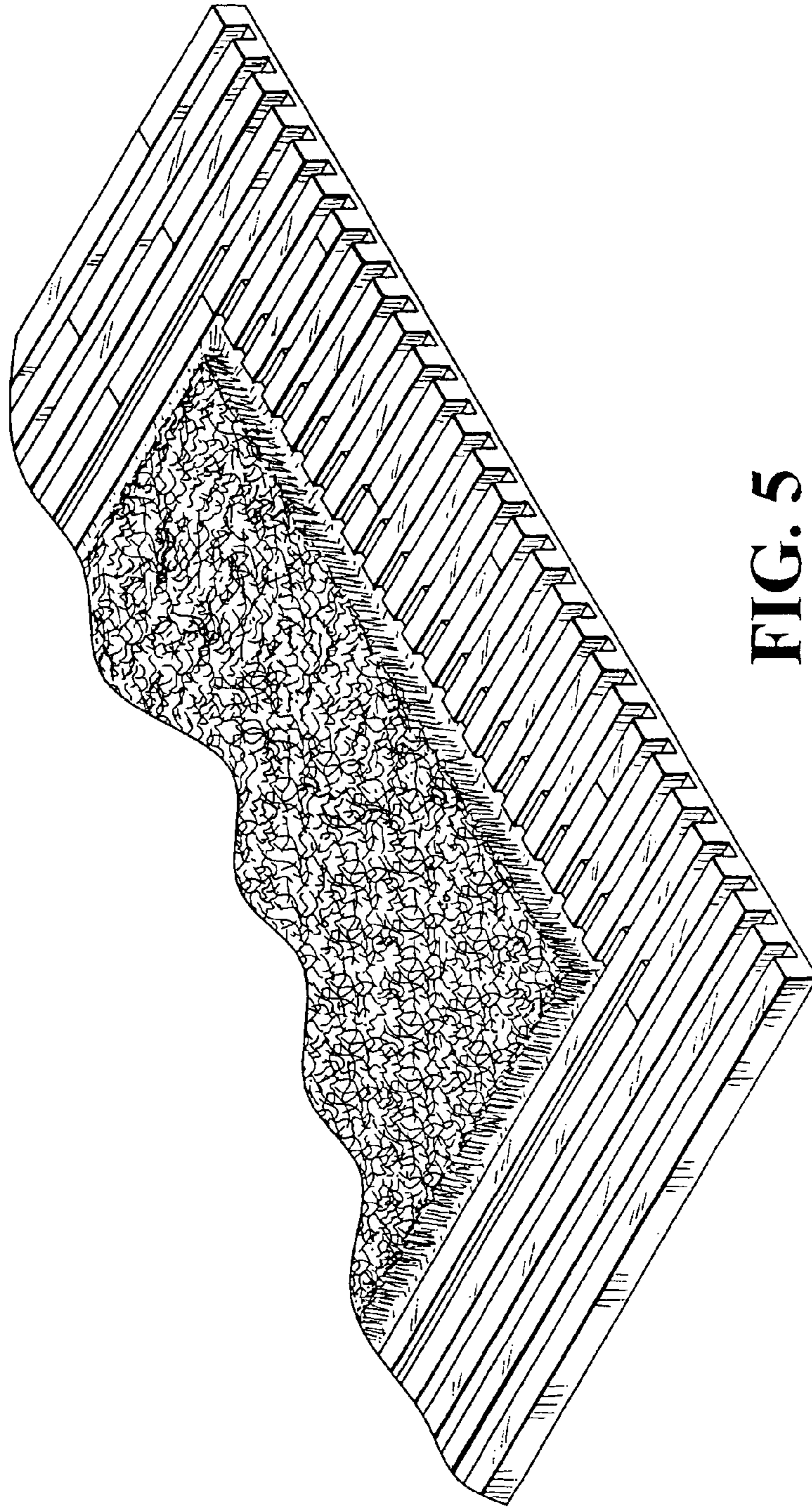


FIG. 5