



US00D627992S

(12) **United States Design Patent**  
**Kapasi**

(10) **Patent No.:** **US D627,992 S**

(45) **Date of Patent:** **\*\* Nov. 30, 2010**

(54) **TABLE**

(75) **Inventor:** **Ketan Kapasi**, 7510 Burgoyne Rd.,  
Houston, TX (US) 77063

(73) **Assignee:** **Ketan Kapasi**, Houston, TX (US)

(\*\*) **Term:** **14 Years**

(21) **Appl. No.:** **29/343,721**

(22) **Filed:** **Sep. 17, 2009**

(51) **LOC (9) Cl.** ..... **06-03**

(52) **U.S. Cl.** ..... **D6/488**

(58) **Field of Classification Search** ..... D6/480-489,  
D6/495-499, 511, 429-431; 108/150, 153.1,  
108/155, 156, 157.1, 161; 248/188, 188.1,  
248/188.8

See application file for complete search history.

(56) **References Cited**

**U.S. PATENT DOCUMENTS**

D227,058 S \* 6/1973 Maina ..... D6/484

D265,033 S \* 6/1982 Sogioian ..... D6/480  
D268,310 S \* 3/1983 Rosen ..... D6/484  
D361,230 S \* 8/1995 Vignelli et al. .... D6/487  
D421,859 S \* 3/2000 Klein ..... D6/488

\* cited by examiner

*Primary Examiner*—Janice E Seeger

(74) *Attorney, Agent, or Firm*—Gregory & Martensen LLP

(57) **CLAIM**

The ornamental design for a table, as shown and described.

**DESCRIPTION**

FIG. 1 is an isometric view of the table of the Design;


FIG. 2 is a side view thereof;

FIG. 3 is a top plan view thereof;

FIG. 4 is a bottom plan view thereof; and,

FIG. 5 is an enlarged fragmentary view thereof.

**1 Claim, 5 Drawing Sheets**






Figure 1




Figure 2

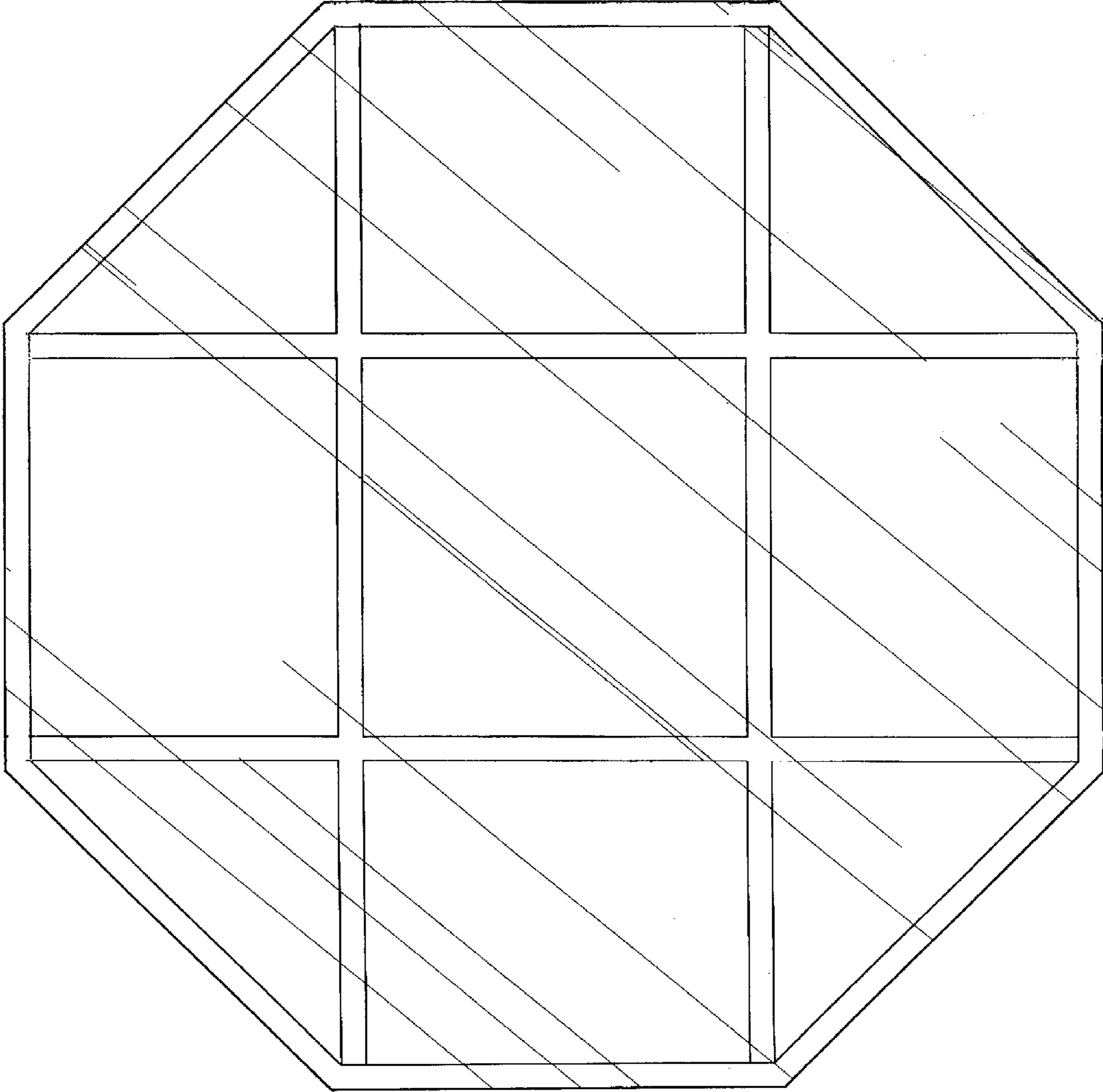


Figure 3

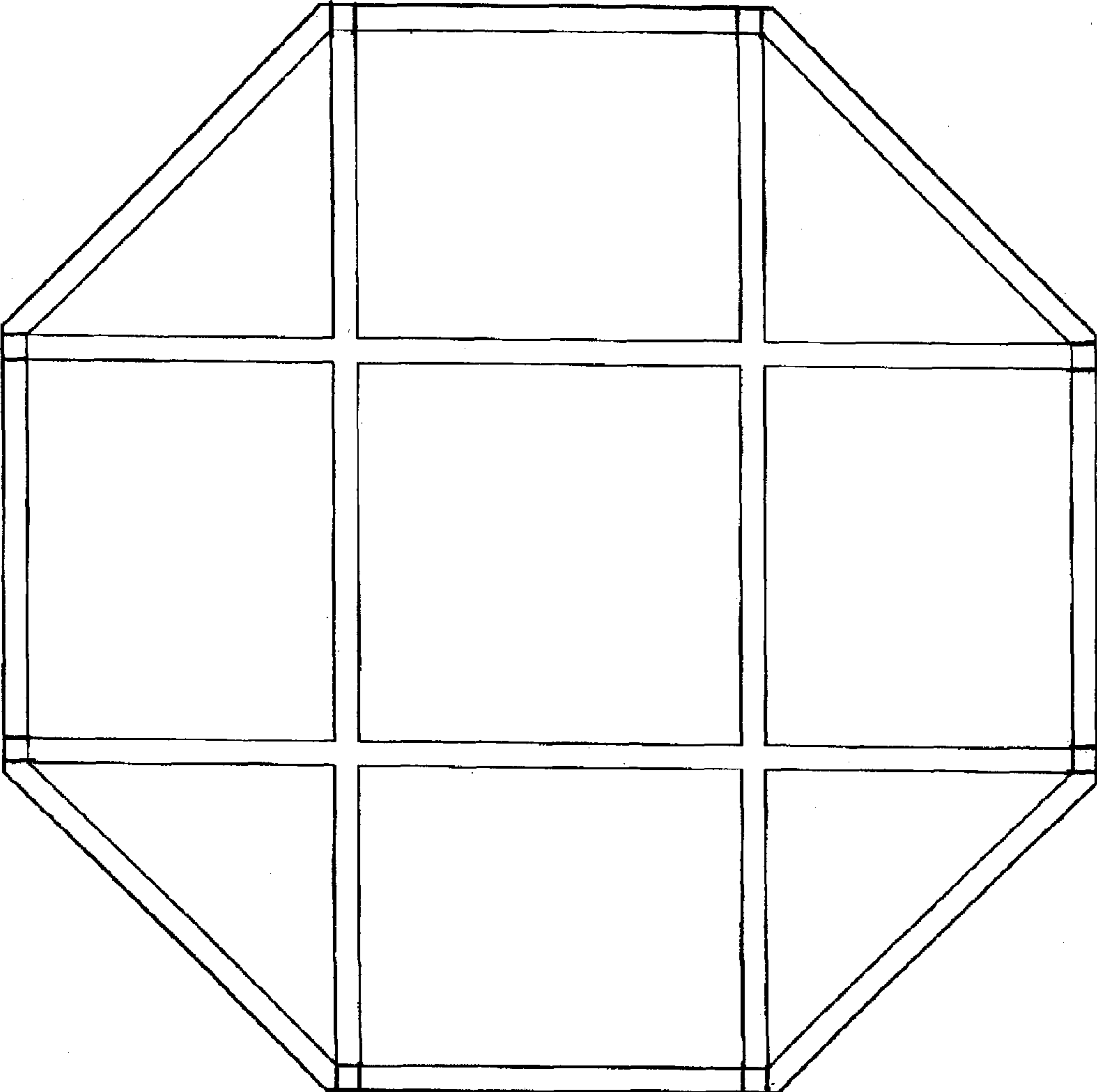


Figure 4

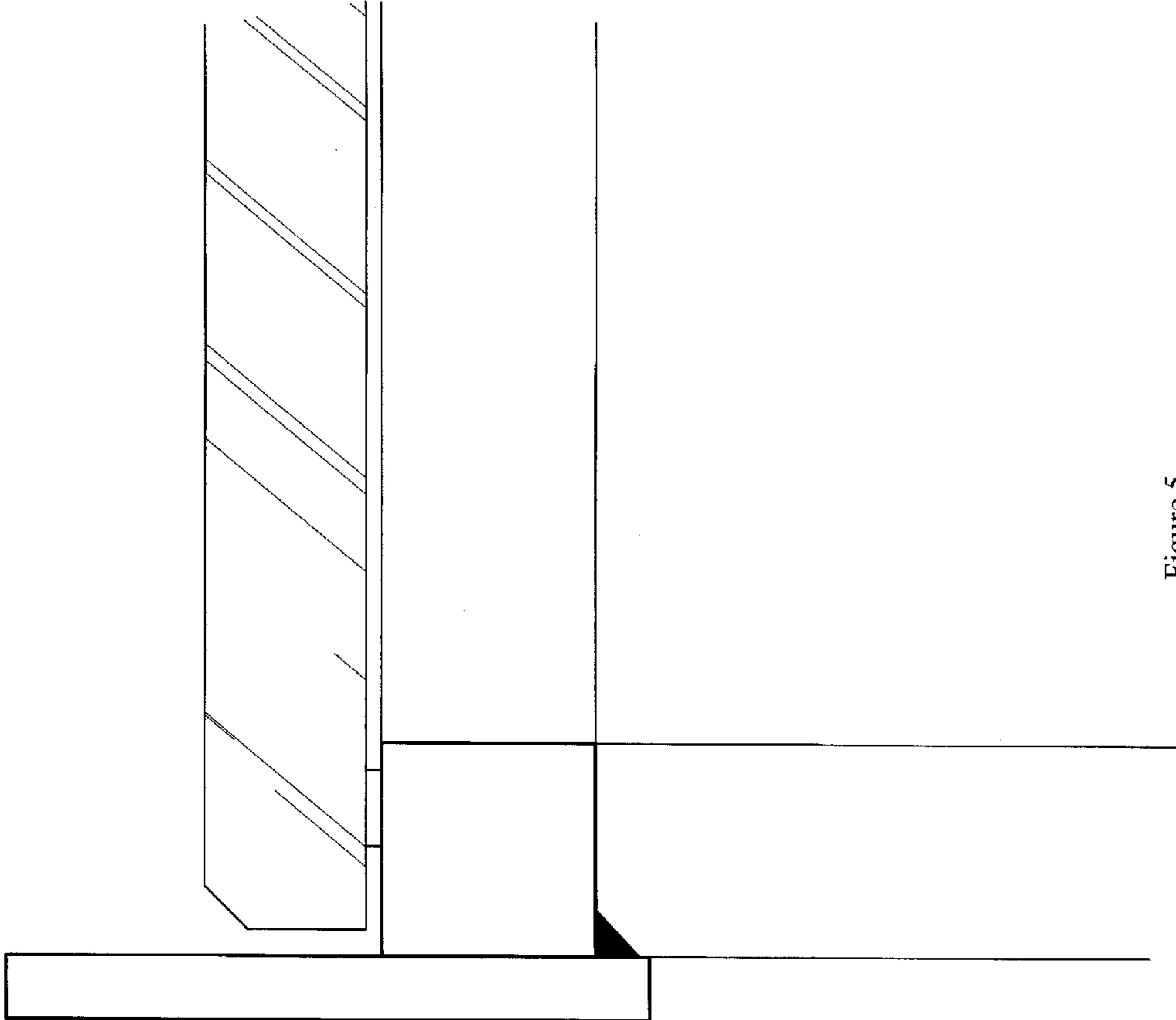


Figure 5