



US00D627986S

(12) **United States Design Patent**
Brownlow

(10) **Patent No.:** **US D627,986 S**

(45) **Date of Patent:** **** *Nov. 30, 2010**

(54) **LAP DESK**

(75) Inventor: **Paul Clyde Brownlow**, Colleyville, TX
(US)

(73) Assignee: **Brownlow Publishing Company, Inc.**,
Ft. Worth, TX (US)

(**) Term: **14 Years**

(21) Appl. No.: **29/320,727**

(22) Filed: **Jul. 2, 2008**

(51) **LOC (9) Cl.** **06-02**

(52) **U.S. Cl.** **D6/406.3**

(58) **Field of Classification Search** D6/406.1-406.6,
D6/421, 422; D3/274; D19/91; 108/43,
108/115; 434/432

See application file for complete search history.

(56) **References Cited**

U.S. PATENT DOCUMENTS

130,094	A	*	7/1872	White et al	108/43
D52,657	S	*	11/1918	Howland	D7/550.1
D259,904	S	*	7/1981	Ng et al.	D6/406.4
D315,463	S	*	3/1991	Spiegel	D6/511
D413,209	S	*	8/1999	Jarke	D6/406.3
D433,580	S	*	11/2000	Jarke et al.	D6/406.5

D440,798	S	*	4/2001	Kuhlman et al.	D6/511
D442,795	S	*	5/2001	Holt	D6/406.3
D455,024	S	*	4/2002	Mimick et al.	D6/406.3
D472,728	S	*	4/2003	Harris et al.	D6/406.3
D499,575	S	*	12/2004	Chan	D6/406.3
D525,658	S	*	7/2006	Wolff et al.	D19/88

* cited by examiner

Primary Examiner—Ian Simmons

Assistant Examiner—Charles D Hanson

(74) *Attorney, Agent, or Firm*—Merchant & Gould P.C.

(57) **CLAIM**

The ornamental design for a lap desk, as shown and described.

DESCRIPTION

FIG. 1 is a perspective view of a lap desk showing my new design;

FIG. 2 is a bottom plan view thereof;

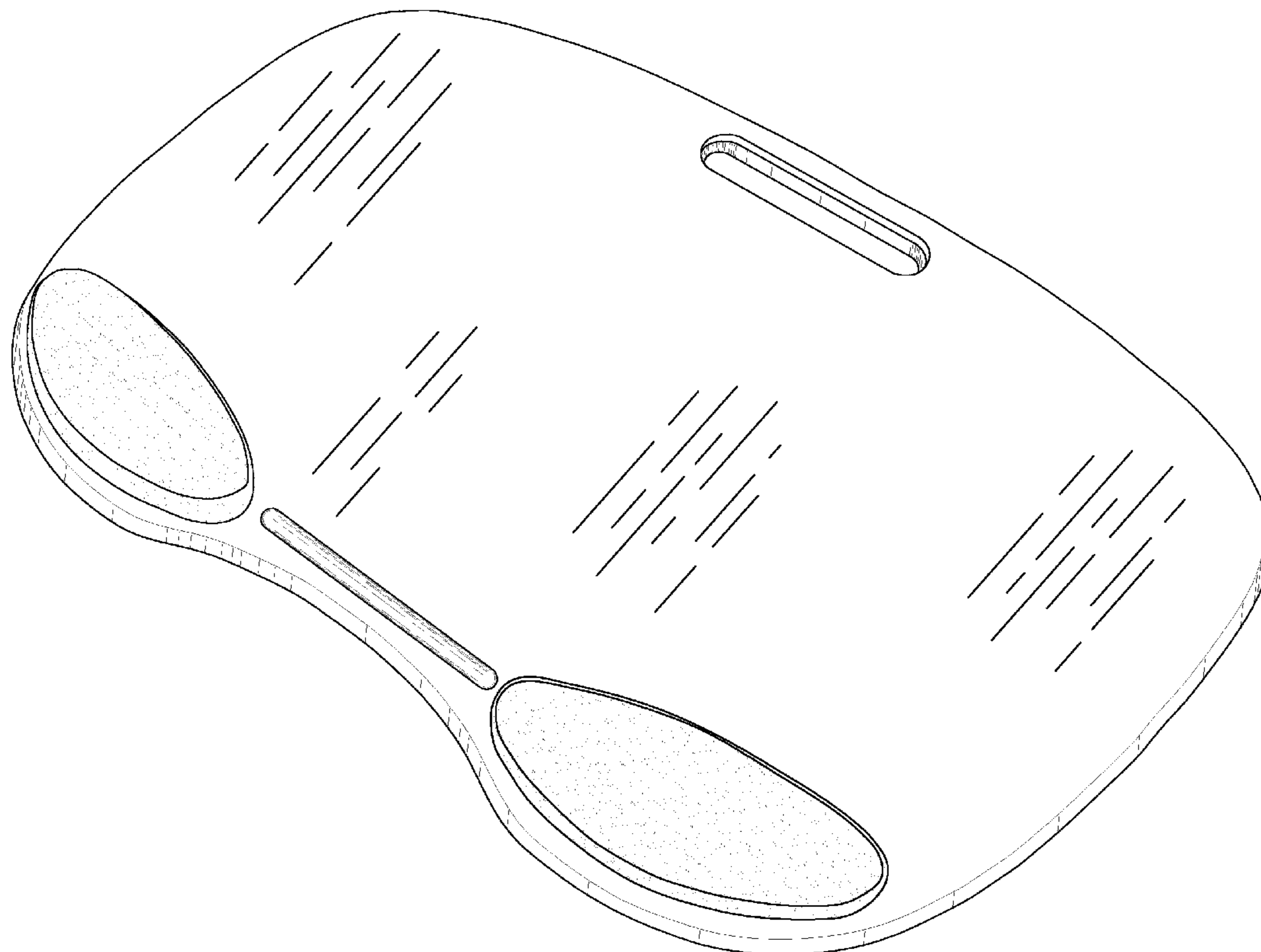
FIG. 3 is a top plan view thereof;

FIG. 4 is an left side elevation view the right side being a mirror image thereof;

FIG. 5 is a front elevation view thereof; and,

FIG. 6 is a rear elevation view thereof.

1 Claim, 5 Drawing Sheets



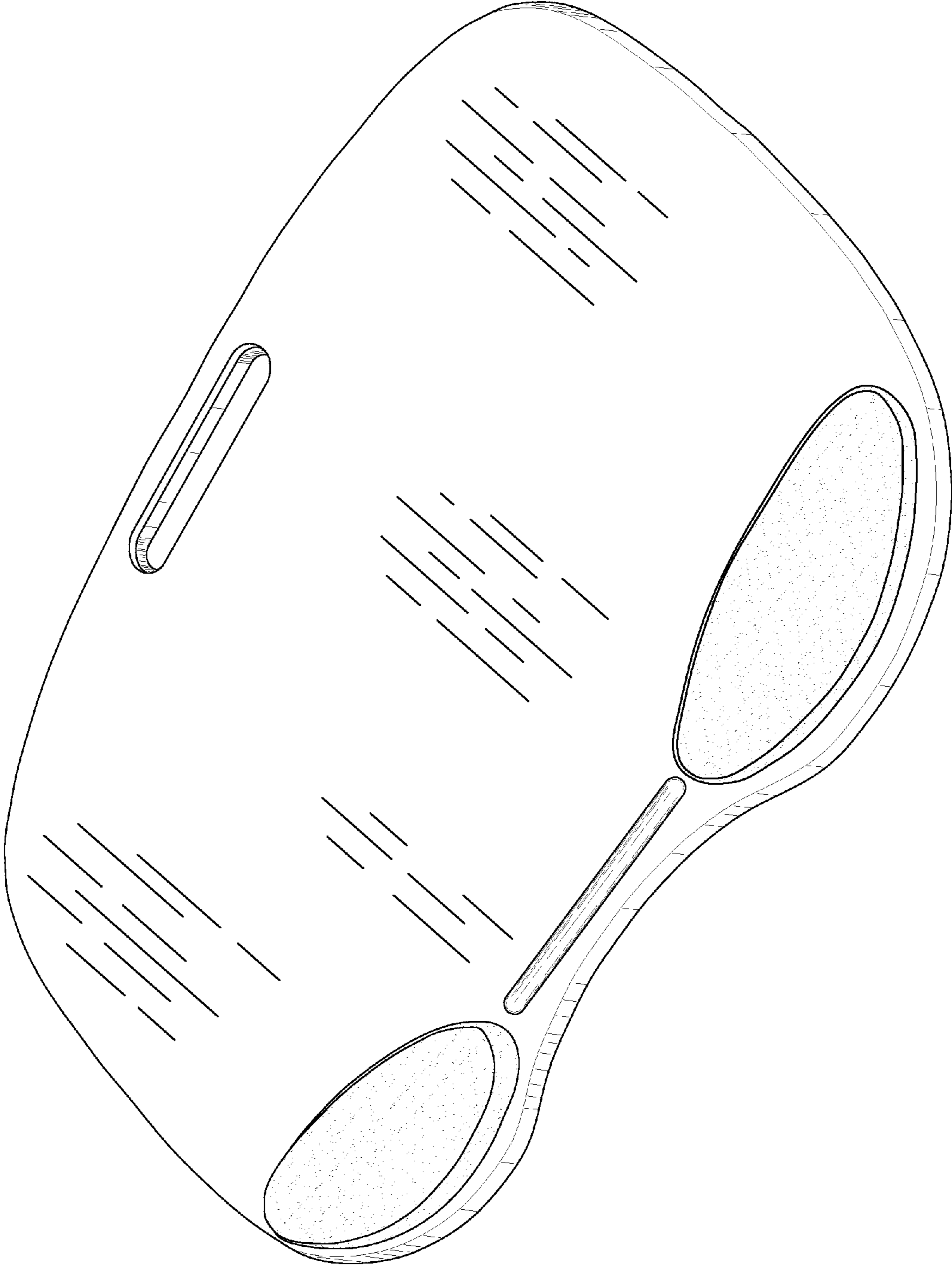


FIG. 1

FIG.2

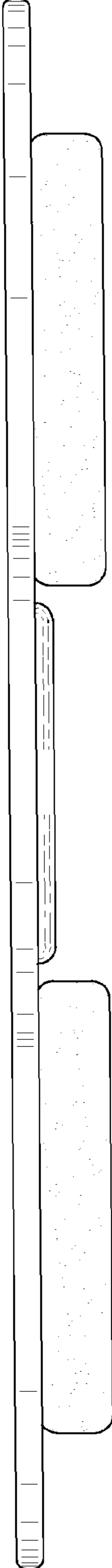


FIG.3

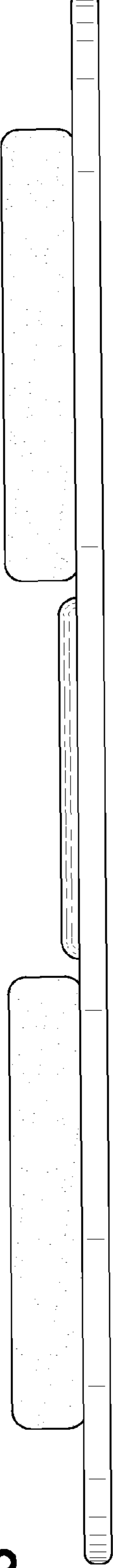



FIG. 4



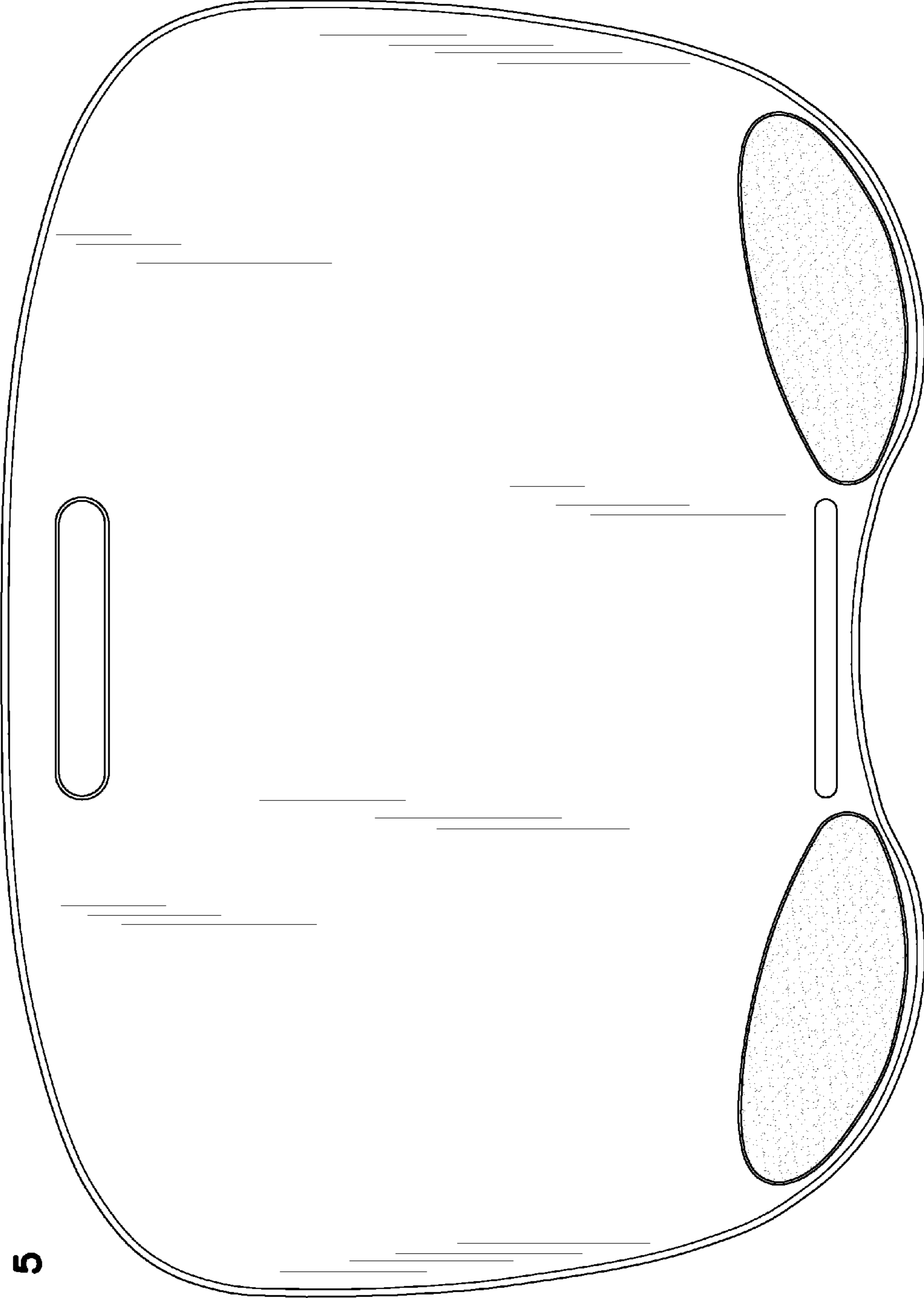


FIG. 5

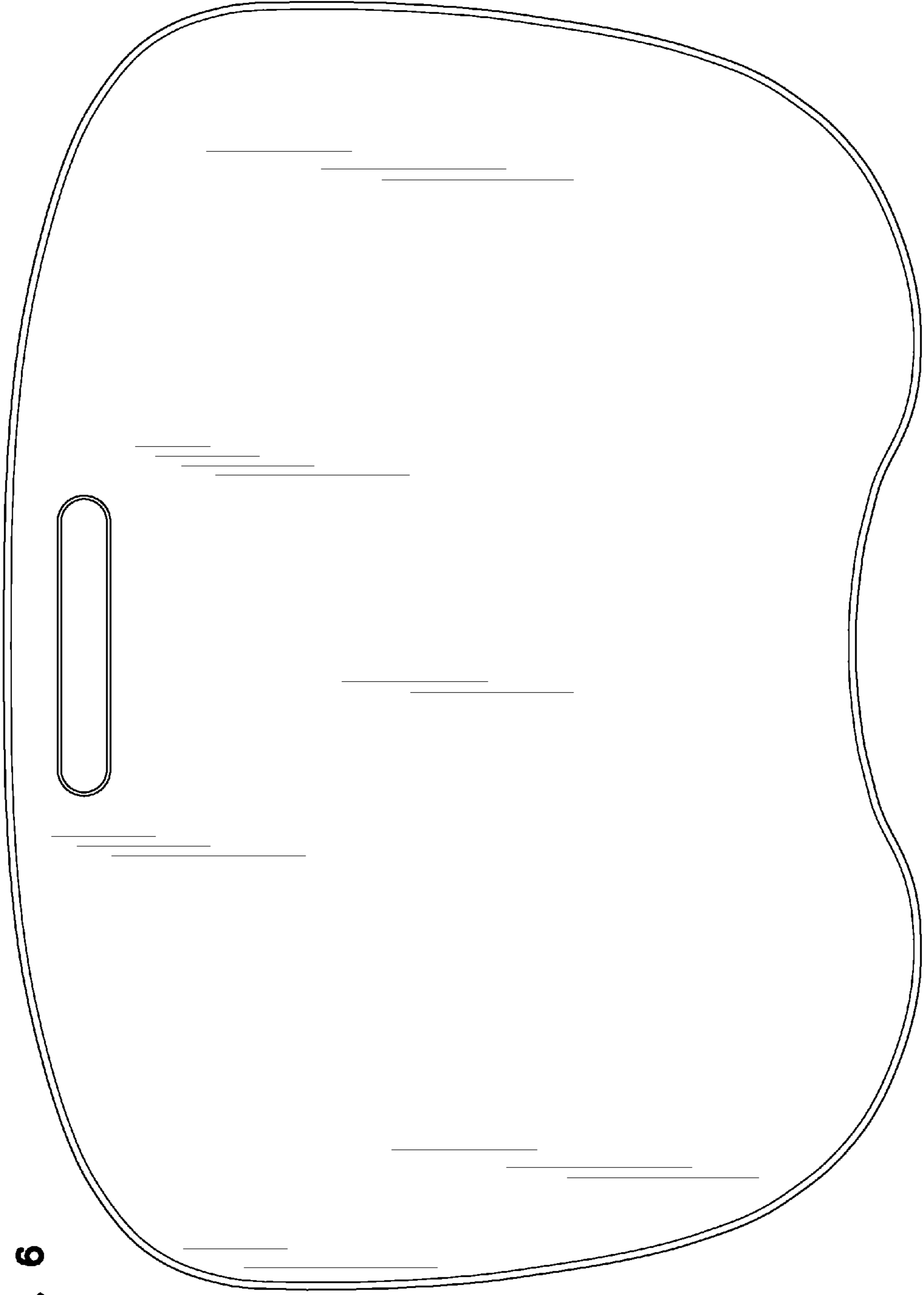


FIG. 6