



US00D627973S

(12) **United States Design Patent**
Evans

(10) **Patent No.:** **US D627,973 S**

(45) **Date of Patent:** **** Nov. 30, 2010**

(54) **SHORT TOOTHBRUSH**

(76) **Inventor:** **Kerry W. Evans**, P.O. Box 329, Hardy,
AR (US) 72542

(**) **Term:** **14 Years**

(21) **Appl. No.:** **29/362,946**

(22) **Filed:** **Jun. 2, 2010**

(51) **LOC (9) Cl.** **04-02**

(52) **U.S. Cl.** **D4/104**

(58) **Field of Classification Search** D4/104-112,
D4/134, 138; 15/143.1, 167.1, 167.2, 159.1,
15/160, 186-188; 132/308-311; 601/139,
601/141

See application file for complete search history.

(56) **References Cited**

U.S. PATENT DOCUMENTS

164,353	A *	6/1875	Wayne	15/167.1
D151,319	S *	10/1948	Brandt	D4/104
D158,078	S *	4/1950	Johnson	D4/104
D160,651	S *	10/1950	Nugent	D4/112
D227,825	S *	7/1973	Runckel	D4/104
D287,072	S *	12/1986	Pfleger	D4/104
D293,288	S *	12/1987	Cron et al.	D4/104

4,776,055	A *	10/1988	Nelson	15/167.1
D309,528	S *	7/1990	Valenti	D4/104
D391,084	S *	2/1998	Armour	D4/104
D397,253	S *	8/1998	Satterfield	D4/104
5,968,309	A *	10/1999	Tarr	156/344

* cited by examiner

Primary Examiner—Melanie H Tung

Assistant Examiner—Lavone D Tabor

(74) *Attorney, Agent, or Firm*—Joe D. Calhoun; Rashauna A. Norment

(57) **CLAIM**

The ornamental design for a short toothbrush, as shown and described.

DESCRIPTION

FIG. 1 depicts a perspective view of the short toothbrush.

FIG. 2 depicts a top plan view.

FIG. 3 depicts a bottom plan view.

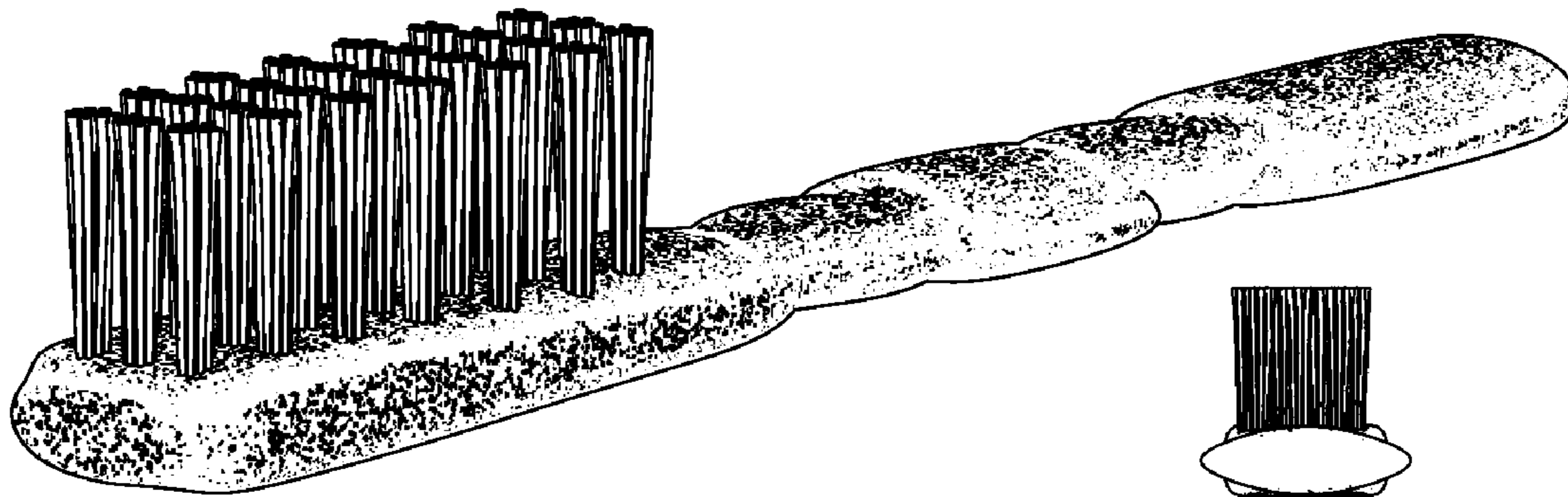
FIG. 4 depicts a handle-end side elevation view.

FIG. 5 depicts a bristle-end side elevation view.

FIG. 6 depicts a first side elevation view; and,

FIG. 7 depicts a second side elevation view.

1 Claim, 2 Drawing Sheets



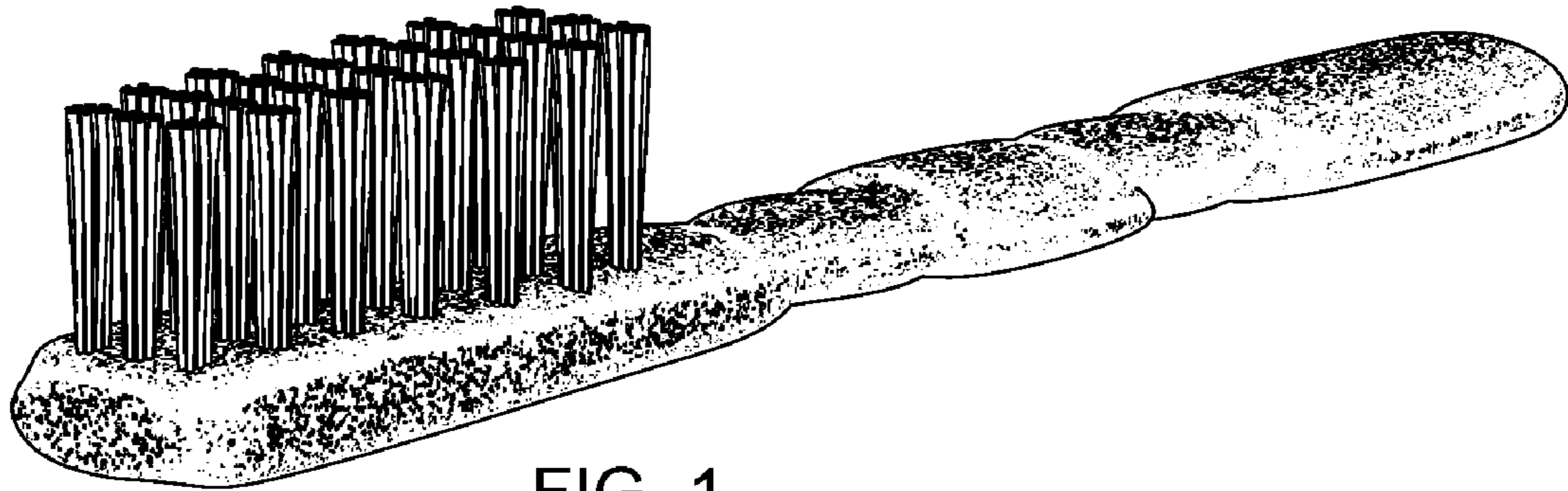


FIG. 1

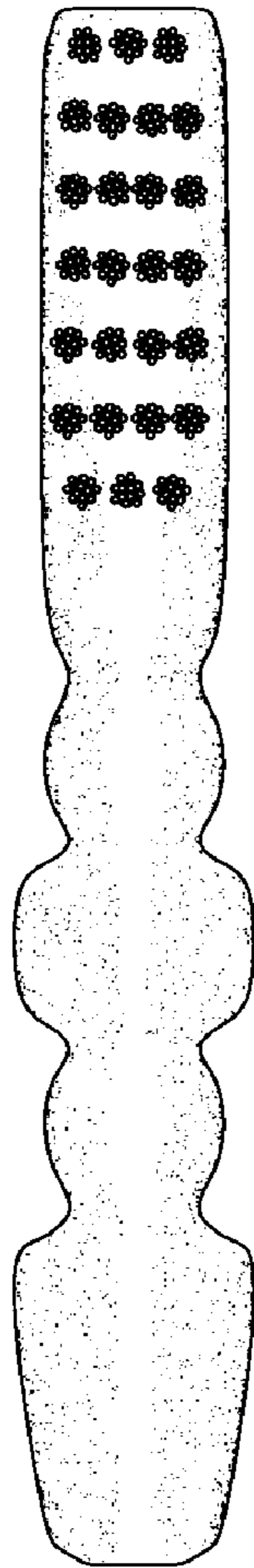


FIG. 2

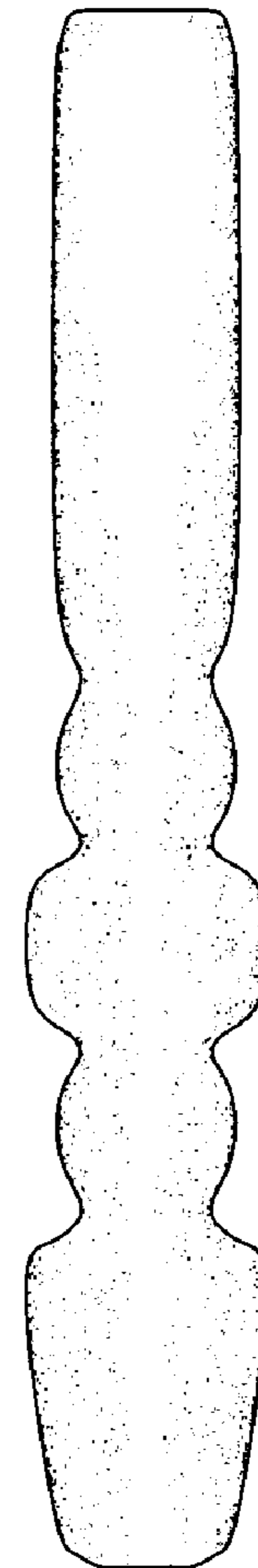


FIG. 3



FIG. 4




FIG. 5



FIG. 6



FIG. 7