



US00D627963S

(12) **United States Design Patent**
Schwarz

(10) **Patent No.:** **US D627,963 S**

(45) **Date of Patent:** **** Nov. 30, 2010**

(54) **BAG FOR HANDHELD ELECTRONIC DEVICES**

D533,342 S * 12/2006 Addis D3/218
D553,351 S * 10/2007 Ballman et al. D3/218
D575,055 S * 8/2008 Eisenbraun D3/218
D578,534 S * 10/2008 Shi et al. D21/632

(76) Inventor: **Edward L. Schwarz**, 2825 Brookwood Ter., Minneapolis, MN (US) 55410

(**) Term: **14 Years**

(21) Appl. No.: **29/352,686**

(22) Filed: **Dec. 23, 2009**

Related U.S. Application Data

(63) Continuation of application No. 12/507,189, filed on Jul. 22, 2009.

(51) **LOC (9) Cl.** **03-01**

(52) **U.S. Cl.** **D3/218**

(58) **Field of Classification Search** D3/218, D3/234, 235, 269, 272-273, 201; D14/250-253; 379/446, 454-455; D21/360-361, 384, 418, D21/576-577, 587, 593-594, 621-622, 660
See application file for complete search history.

(56) **References Cited**

U.S. PATENT DOCUMENTS

D213,210 S * 1/1969 Correia, Jr. D21/418
D248,881 S * 8/1978 Goldfarb et al. D21/621

OTHER PUBLICATIONS

Domo-kun, Wired Magazine, p. 067, Sep. 2009.

* cited by examiner

Primary Examiner—Catherine R Oliver

(57) **CLAIM**

The ornamental design for a bag for handheld electronic devices, as shown and described.

DESCRIPTION

FIG. 1 is a front elevation view of a first embodiment of the bag for handheld electronic devices showing my new design;

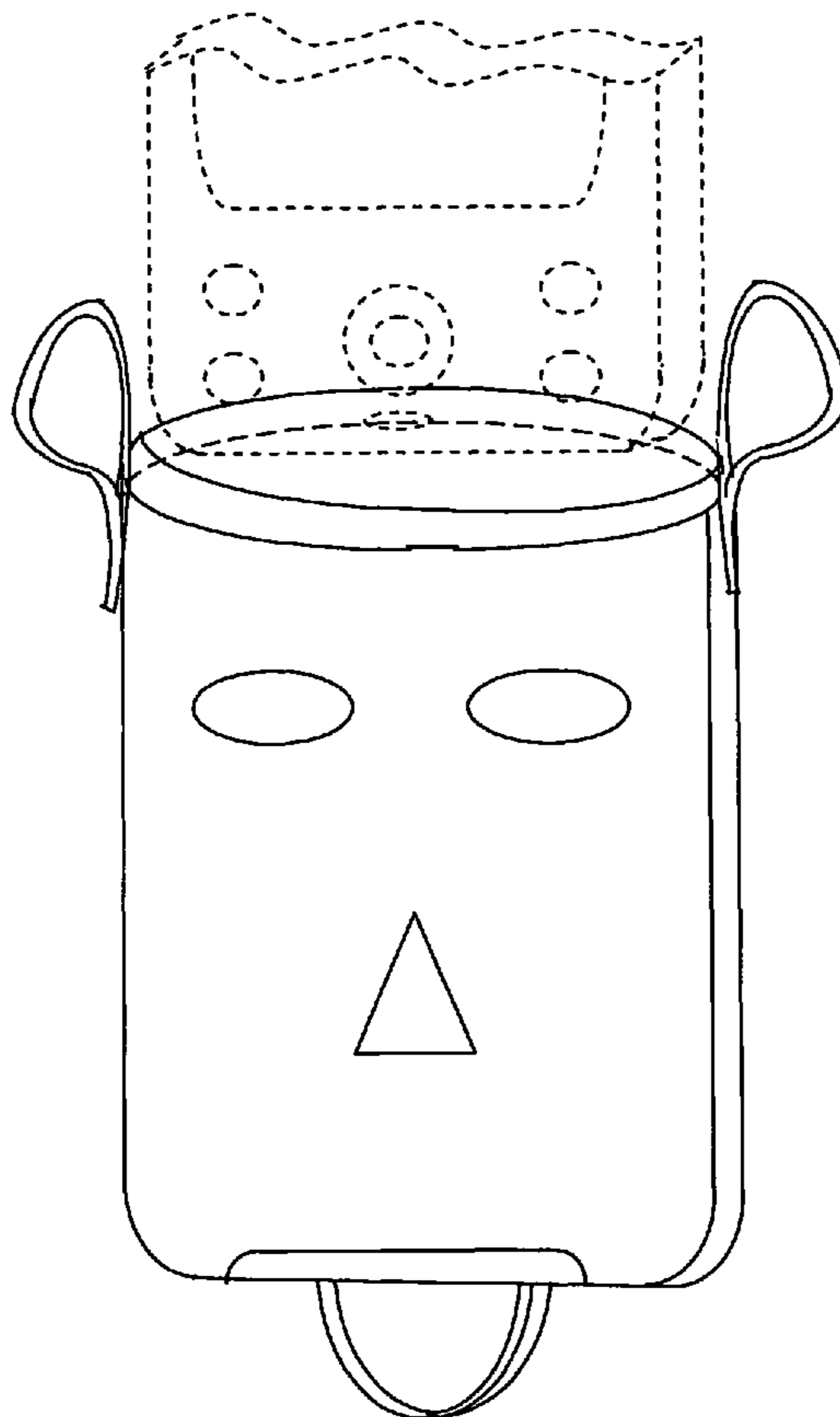
FIG. 2 is a bottom plan view thereof;

FIG. 3 is a front elevation view of a second embodiment of the bag for handheld electronic devices; and,

FIG. 4 is a bottom plan view thereof.

The broken line showing of environment in the drawings is included for the purpose of illustrating only and forms no part of the claimed design.

1 Claim, 1 Drawing Sheet



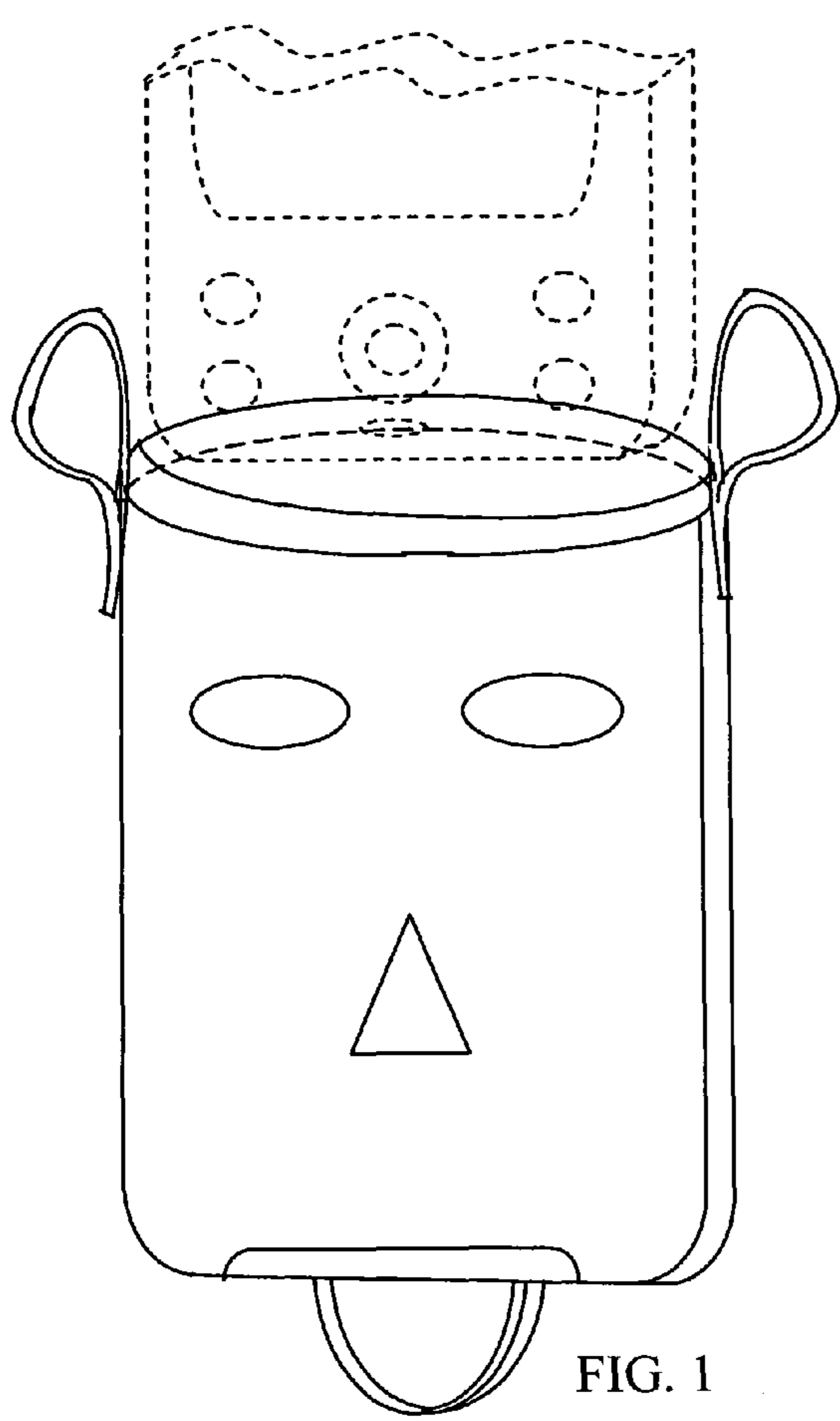


FIG. 1

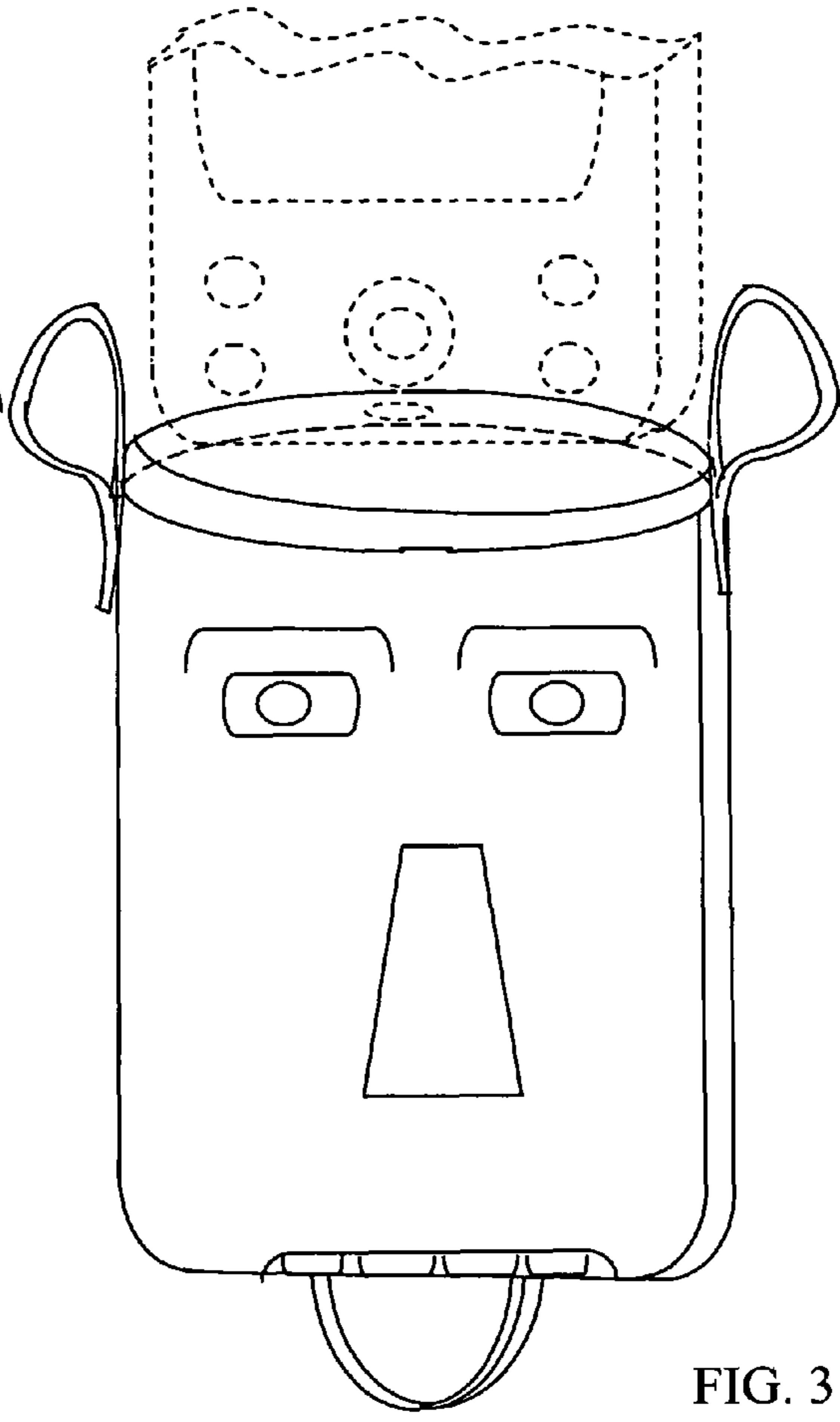


FIG. 3




FIG. 2




FIG. 4