



US00D627958S

(12) **United States Design Patent**
Cheskin et al.

(10) **Patent No.:** **US D627,958 S**

(45) **Date of Patent:** **** Nov. 30, 2010**

(54) **TRIPLE POD SHOE INSOLE**

(75) Inventors: **Melvyn P. Cheskin**, Deerfield Beach, FL (US); **Ray M. Fredericksen**, Haslett, MI (US)

(73) Assignee: **Spenco Medical Corporation**, Waco, TX (US)

(**) Term: **14 Years**

(21) Appl. No.: **29/362,040**

(22) Filed: **May 19, 2010**

Related U.S. Application Data

(60) Continuation of application No. 12/580,752, filed on Oct. 16, 2009, which is a continuation of application No. 12/336,146, filed on Dec. 16, 2008, now Pat. No. 7,665,169, which is a division of application No. 11/202,620, filed on Aug. 12, 2005, now Pat. No. 7,484,319.

(51) **LOC (9) Cl.** **02-04**

(52) **U.S. Cl.** **D2/961**

(58) **Field of Classification Search** D2/914, D2/946-962; 36/43, 44, 71, 88, 91-94, 100, 36/101, 126, 136, 145, 154, 173
See application file for complete search history.

(56) **References Cited**

U.S. PATENT DOCUMENTS

4,435,910 A * 3/1984 Marc 36/44
D295,690 S * 5/1988 Finn D2/961
D348,146 S * 6/1994 Nakano D2/957
D441,947 S * 5/2001 Escobar et al. D2/960

D460,854 S * 7/2002 Hung D2/961
D465,079 S * 11/2002 Merceron D2/954
D489,520 S * 5/2004 Matis et al. D2/952
D497,473 S * 10/2004 Martinez D2/961
D500,914 S * 1/2005 Ammon D2/953
7,107,705 B2 * 9/2006 Dalton et al. 36/44
D529,691 S * 10/2006 Earle D2/951
7,484,319 B2 * 2/2009 Cheskin et al. 36/44
7,665,169 B2 * 2/2010 Cheskin et al. 12/146 B
2007/0033834 A1 * 2/2007 Cheskin et al. 36/44
2009/0151194 A1 * 6/2009 Cheskin et al. 36/28
2010/0095552 A1 * 4/2010 Cheskin et al. 36/44

* cited by examiner

Primary Examiner—Stella M Reid

Assistant Examiner—Keli L Hill

(74) *Attorney, Agent, or Firm*—Hemingway & Hansen, LLP; Eugenia S. Hansen

(57) **CLAIM**

The ornamental design for a triple pod shoe insole, as shown and described.

DESCRIPTION

FIG. 1 is a perspective view of a triple pod shoe insole, showing our new design;

FIG. 2 is a top view thereof;

FIG. 3 is a bottom view thereof;

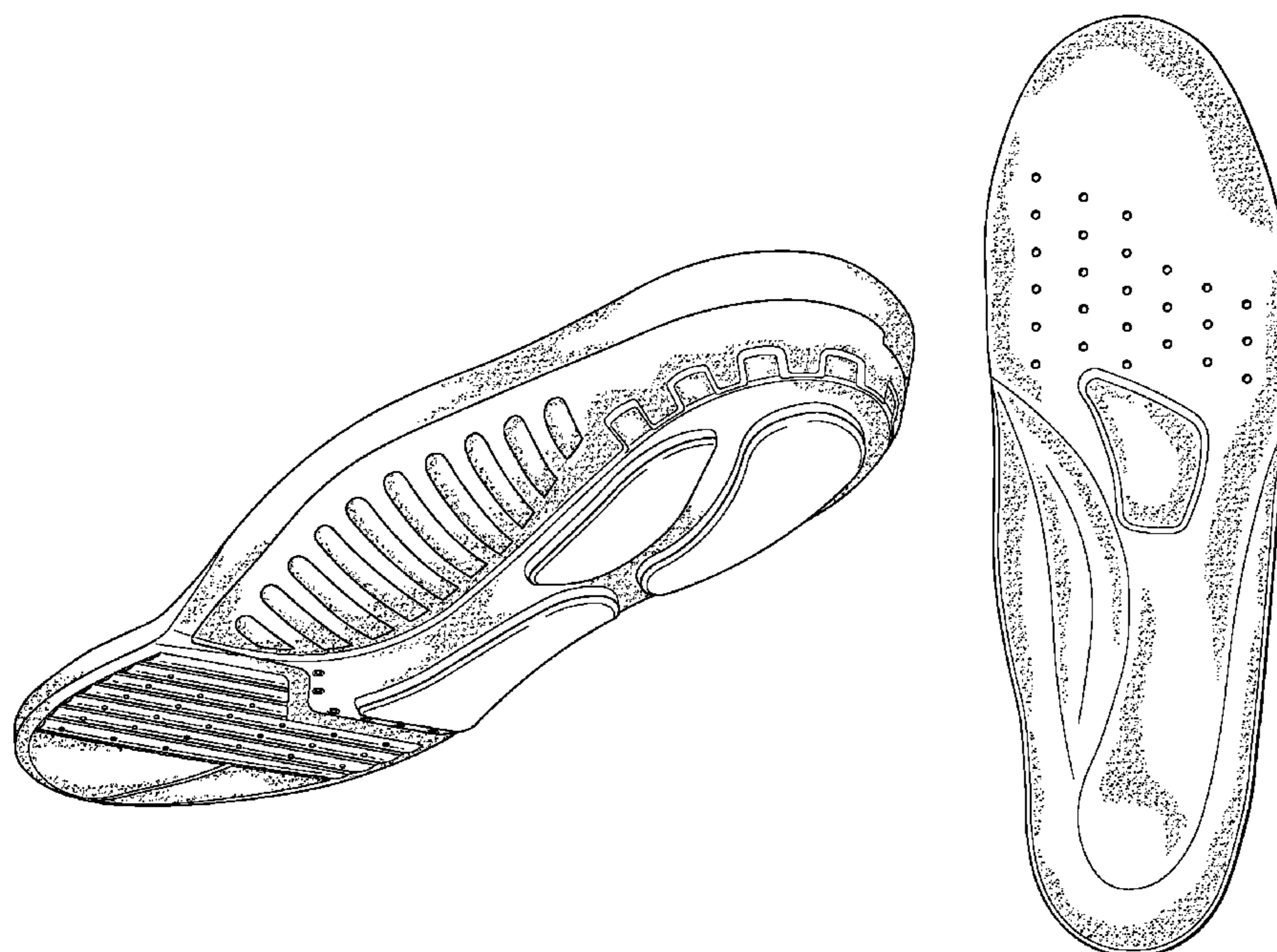
FIG. 4 is a side view thereof;

FIG. 5 is a opposite side view thereof;

FIG. 6 is a front view thereof; and,

FIG. 7 is a rear view thereof.

1 Claim, 5 Drawing Sheets



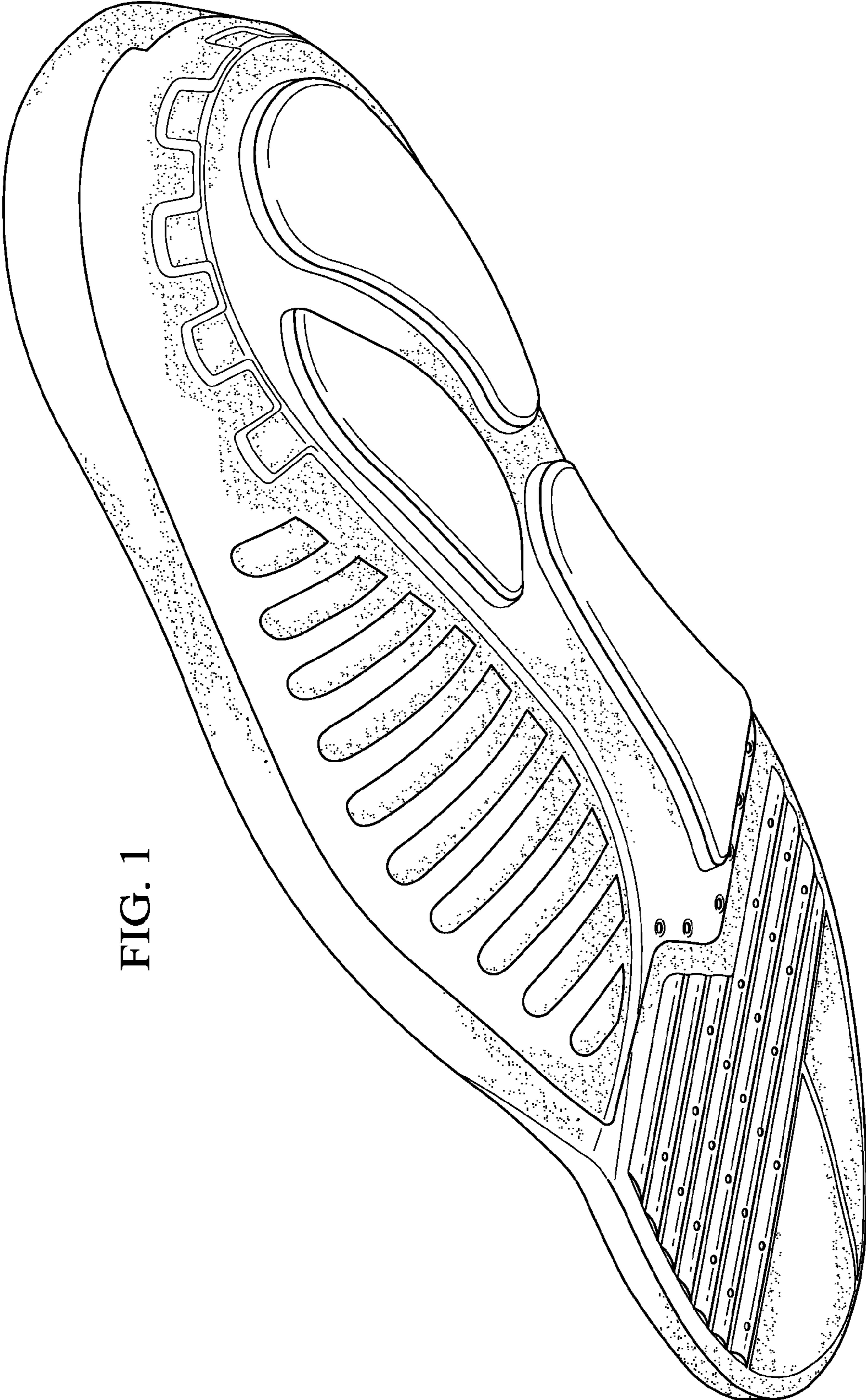


FIG. 1

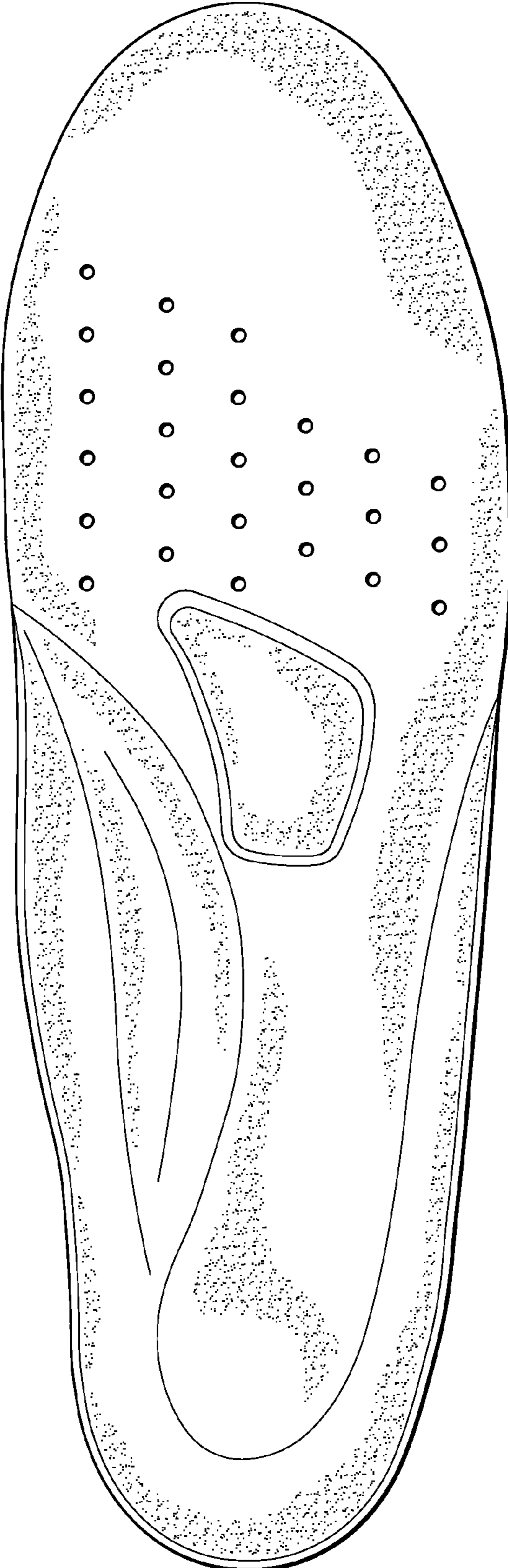


FIG. 2

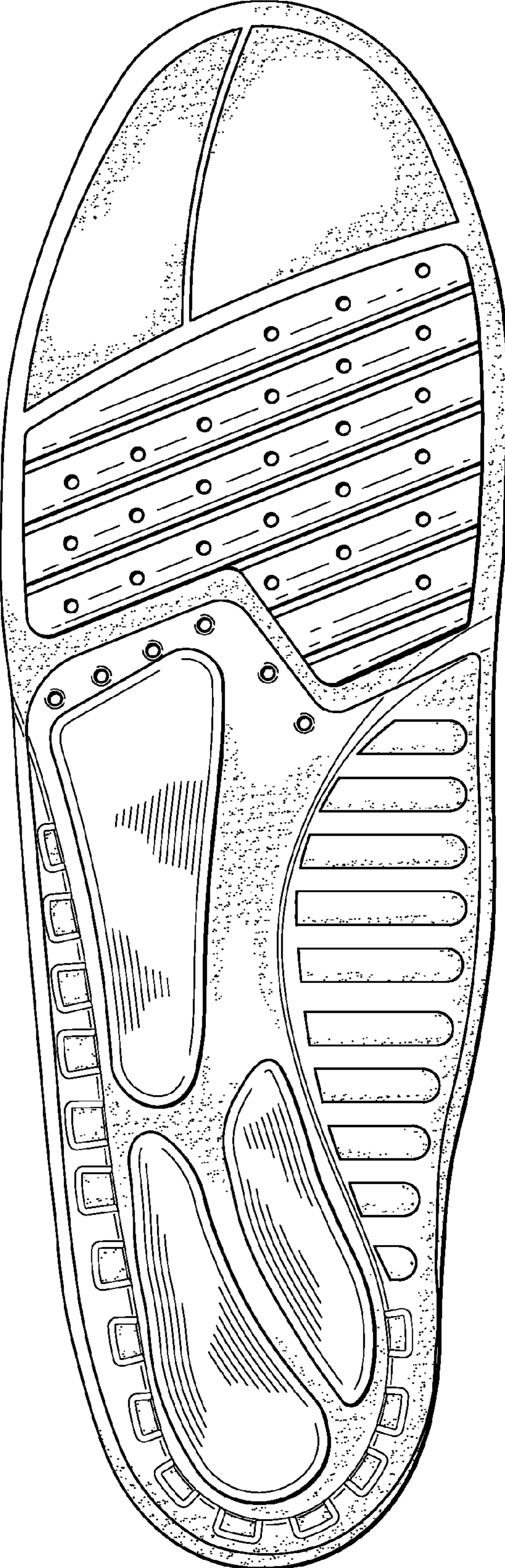


FIG. 3

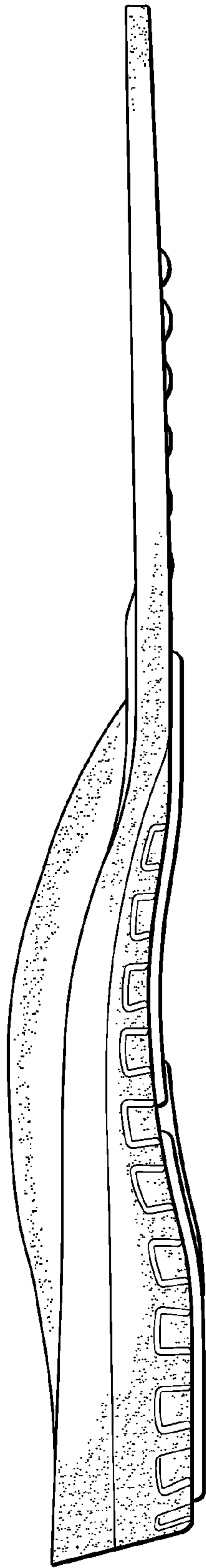


FIG. 4

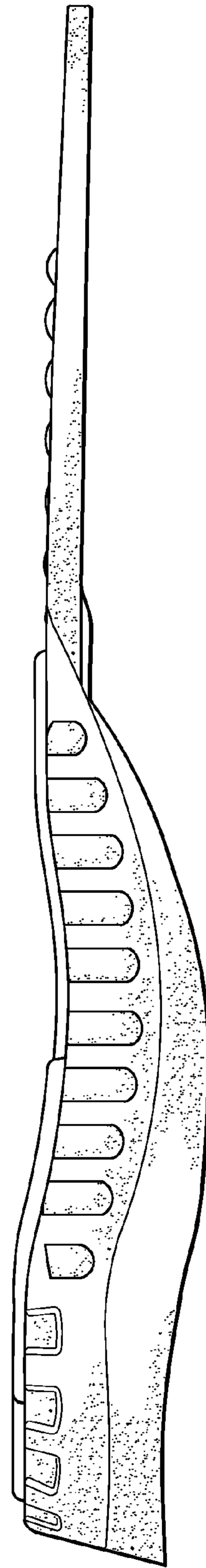


FIG. 5




FIG. 6

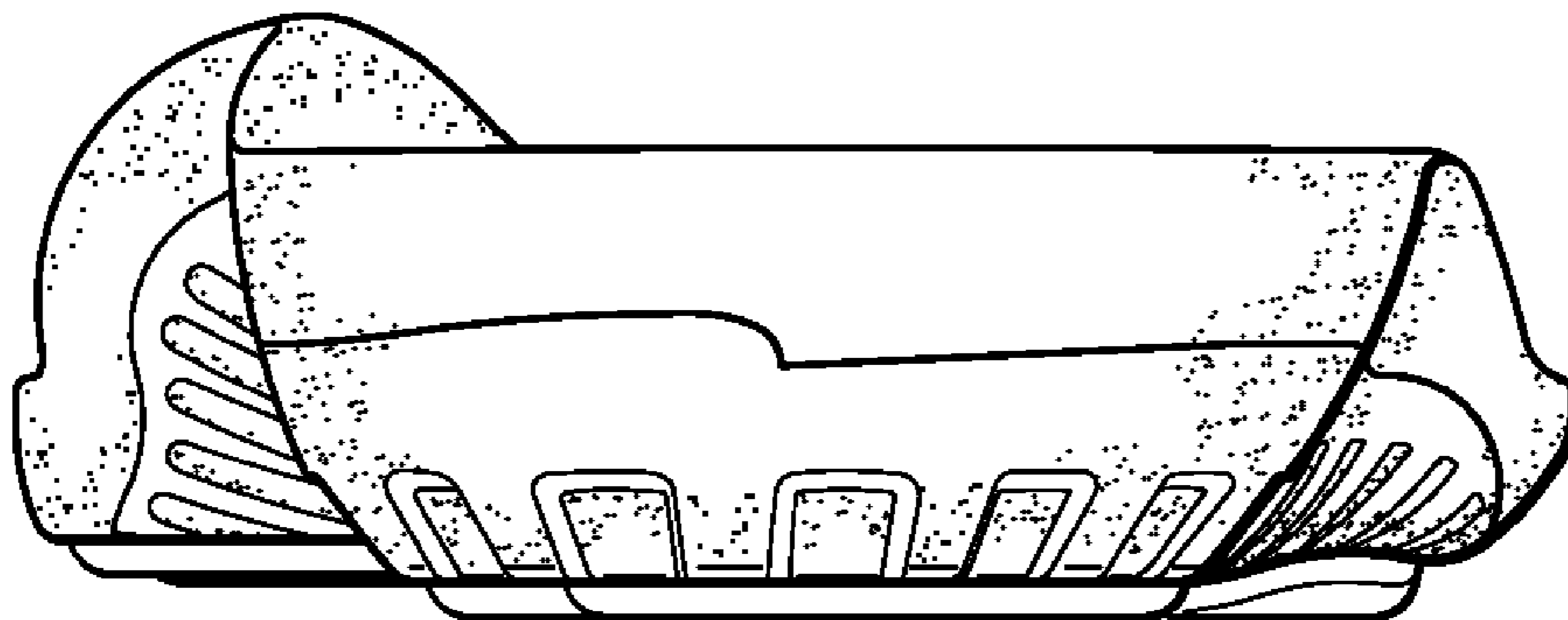


FIG. 7