



US00D627957S

(12) **United States Design Patent**
Dean

(10) **Patent No.:** **US D627,957 S**
(45) **Date of Patent:** **** Nov. 30, 2010**

(54) **FOOTWEAR SOLE**

(75) Inventor: **Martin W. F. Dean**, Nr Kings Langley
(GB)

(73) Assignee: **Wolverine World Wide, Inc.**, Rockford,
MI (US)

(**) Term: **14 Years**

(21) Appl. No.: **29/361,531**

(22) Filed: **May 12, 2010**

(51) **LOC (9) Cl.** **02-04**

(52) **U.S. Cl.** **D2/951; D2/947**

(58) **Field of Classification Search** D2/902,
D2/908, 916, 918, 925, 946, 947, 951-954,
D2/956-962, 977; 36/3 B, 22 R, 24.5, 25 R,
36/28, 32 R, 34 R, 59 C, 103

See application file for complete search history.

(56) **References Cited**

U.S. PATENT DOCUMENTS

D334,657 S *	4/1993	Smith	D2/956
5,319,866 A *	6/1994	Foley et al.	36/91
D379,862 S *	6/1997	Morgan	D2/953
D397,847 S *	9/1998	Hudson	D2/947
D490,222 S *	5/2004	Burg et al.	D2/951
D523,614 S *	6/2006	Mitchell	D2/960
D586,991 S *	2/2009	Fuerst	D2/957
7,762,008 B1 *	7/2010	Clark et al.	36/3 B
D621,144 S *	8/2010	McClaskie	D2/953

OTHER PUBLICATIONS

1997 CAT Footwear Catalog, p. 37.

Merrell Sandals Spring, Summer 1996 Catalog, p. 4.

1998 Hy-Test Catalog, p. 69.

Spring 2000 Merrell Performance Footwear Catalog, p. 41.

Harley Davidson 2000 Catalog, p. 33.

Patagonia Spring 2007 Catalog, p. 18.

CAT Winter 2007 Catalog, p. 3.

HyTest 2007 Catalog, p. 73.

Bates 2007 Catalog, p. 20.

Wolverine 2000 Catalog, Rubber Section, p. 1.

CAT 2008 Catalog, pp. 10-11.

* cited by examiner

Primary Examiner—T. Chase Nelson

(74) *Attorney, Agent, or Firm*—Warner Norcross & Judd LLP

(57) **CLAIM**

The ornamental design for footwear sole, as shown and described.

DESCRIPTION

FIG. 1 is a perspective view of the footwear sole embodying the new design;

FIG. 2 is a bottom view thereof;

FIG. 3 is a right side view thereof;

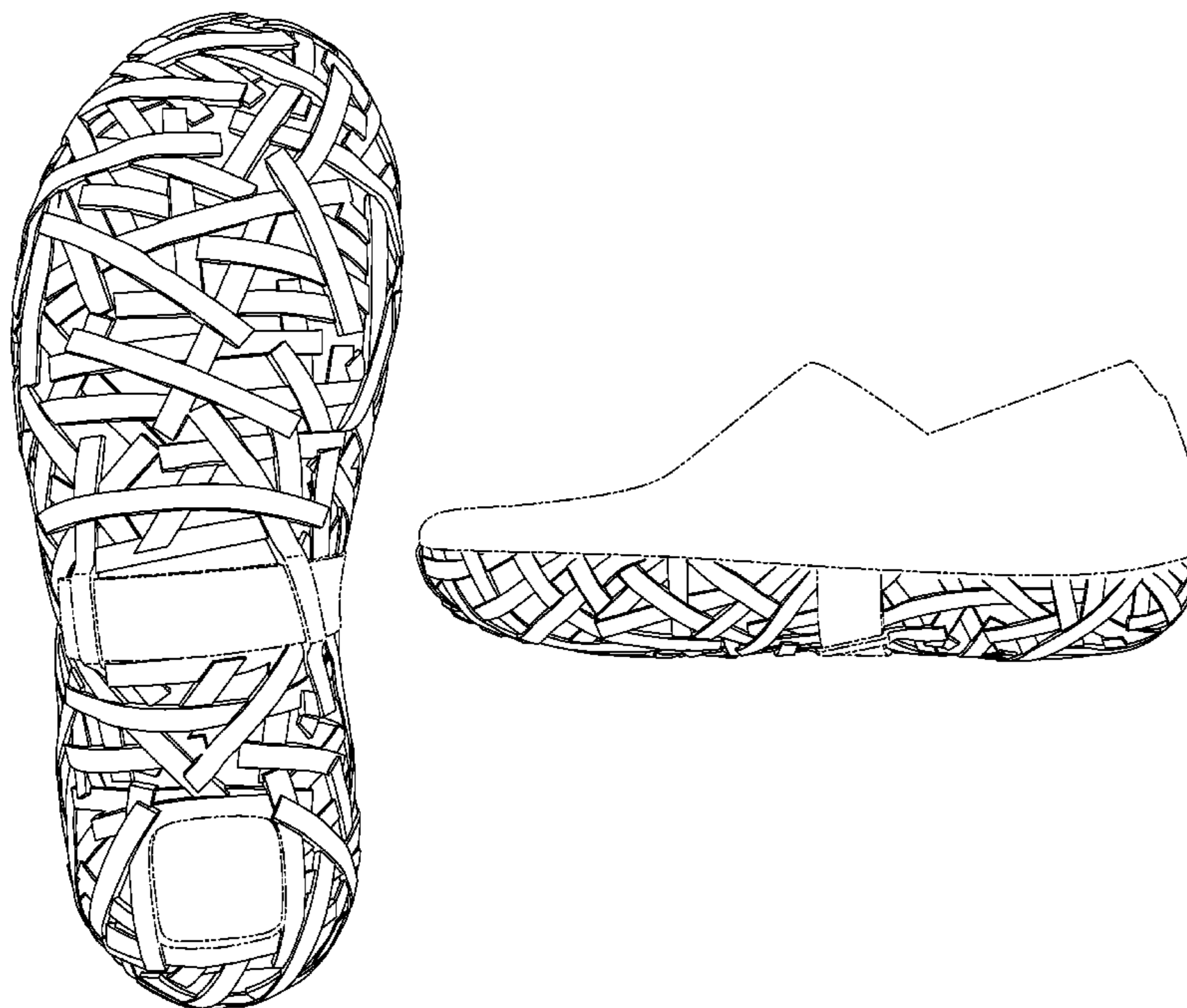
FIG. 4 is a left side view thereof;

FIG. 5 is a front view thereof; and,

FIG. 6 is a rear view thereof.

FIGS. 1-6 show features of an article of footwear in phantom lines. These features are shown for environmental purposes and do not form any part of the claimed design. Further, the phantom lines immediately adjacent the solid-line portions of the design form the boundary of the design, with the phantom lines forming no part of the claimed design.

1 Claim, 4 Drawing Sheets



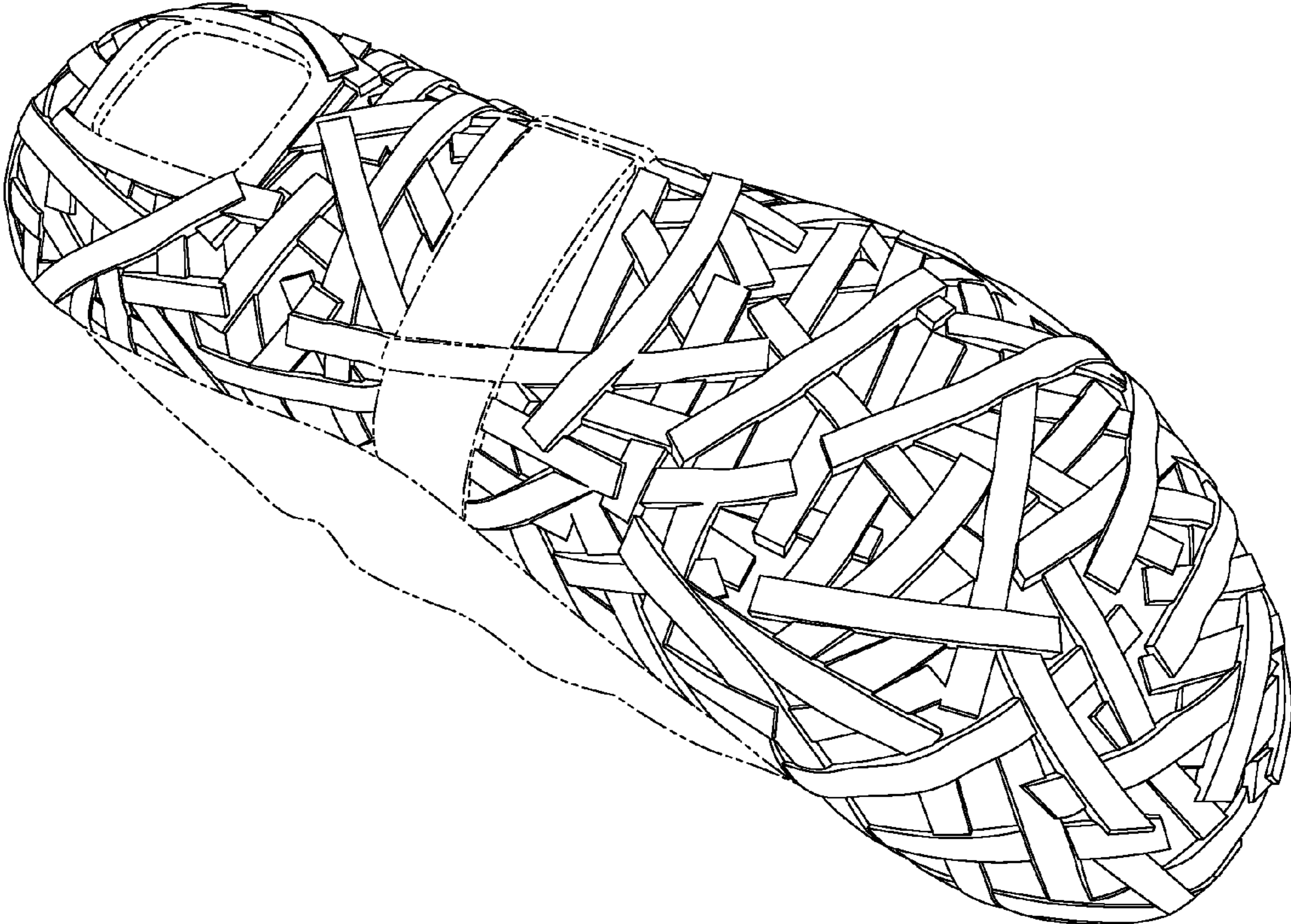


Fig. 1

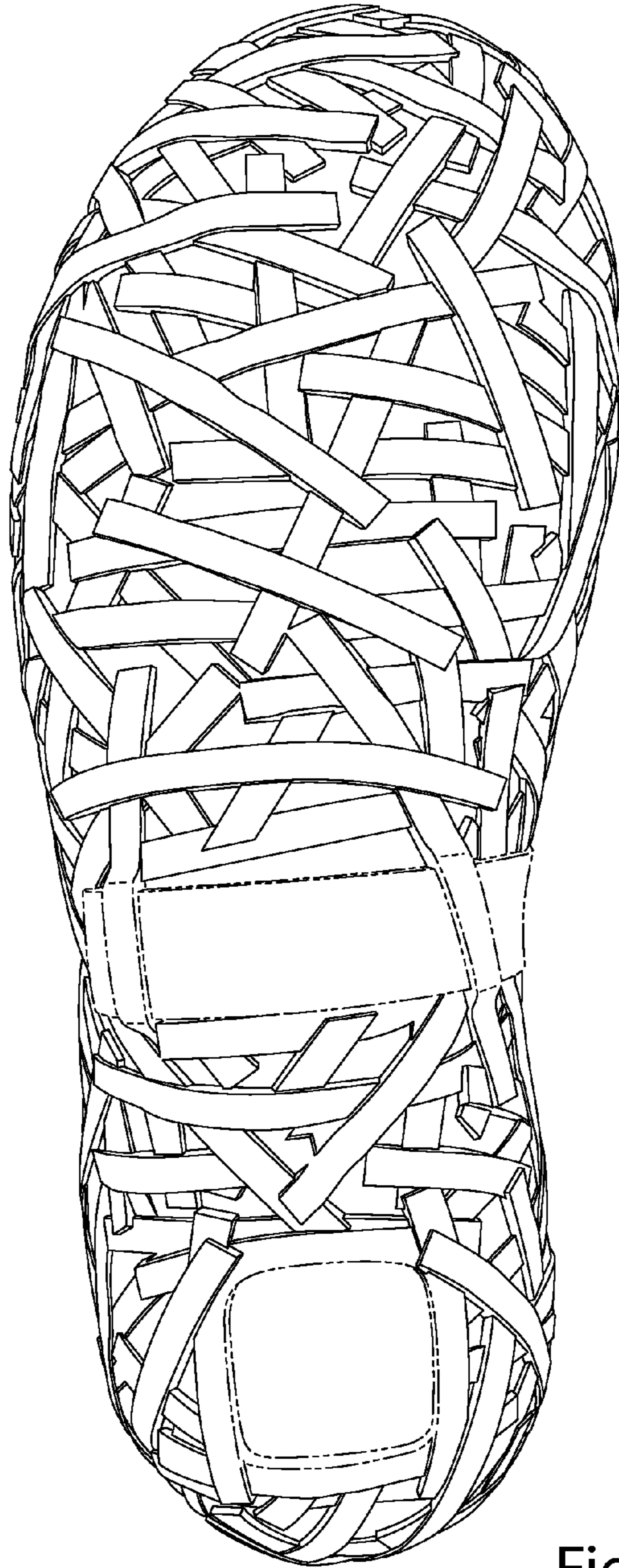


Fig. 2

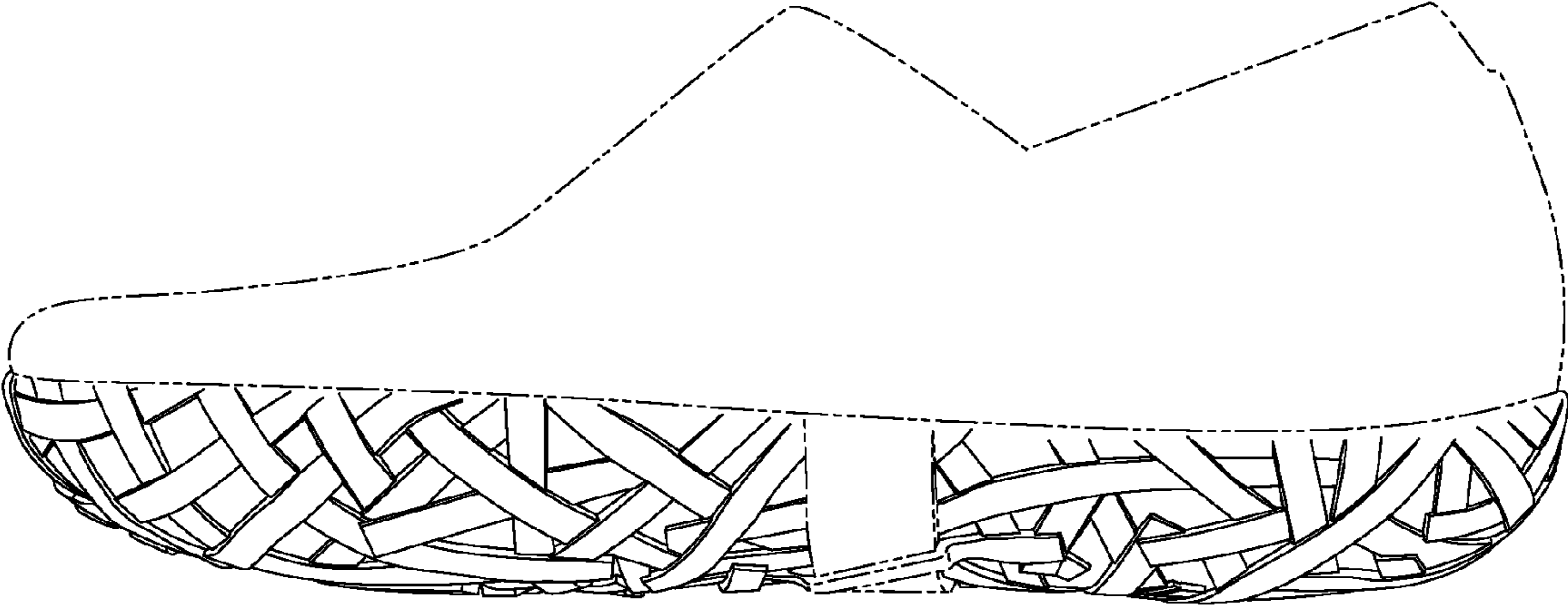


Fig. 3

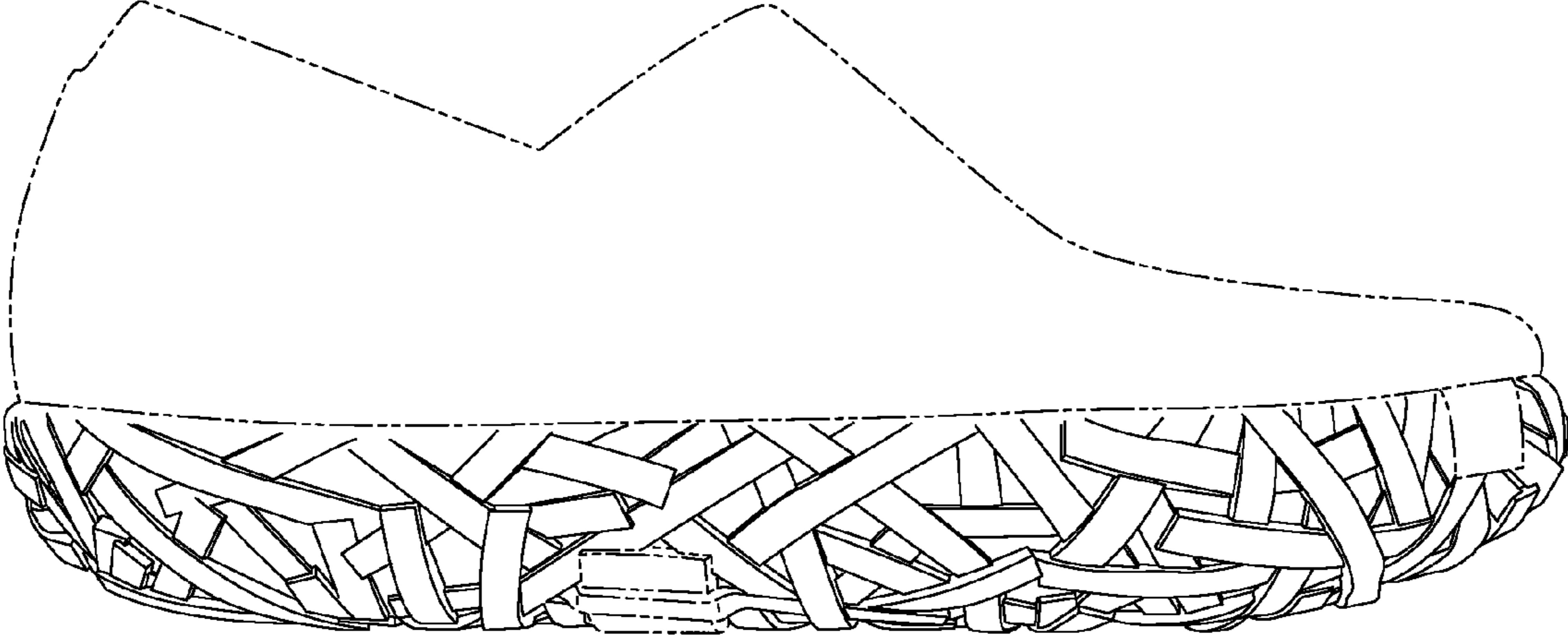


Fig. 4

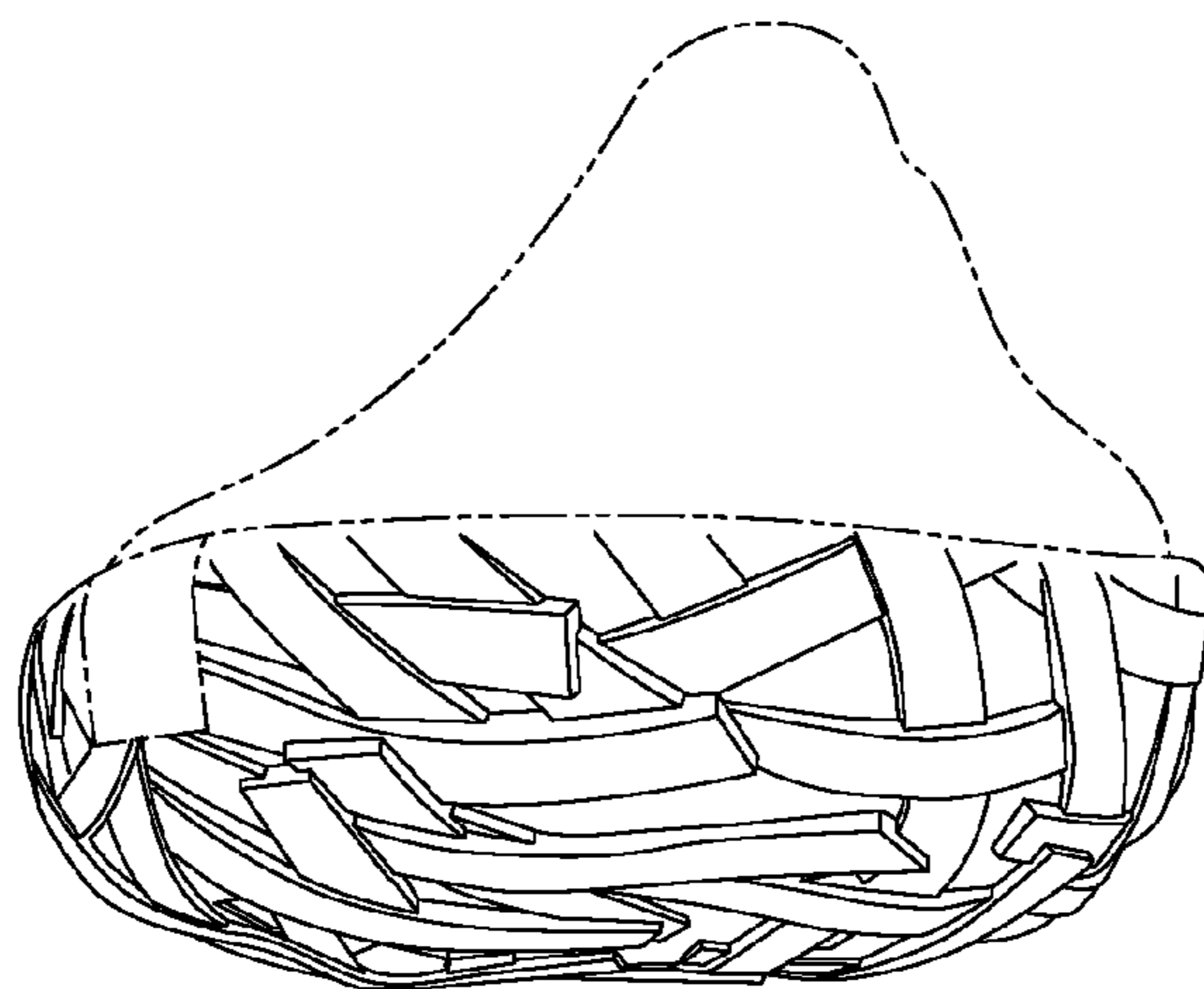


Fig. 5

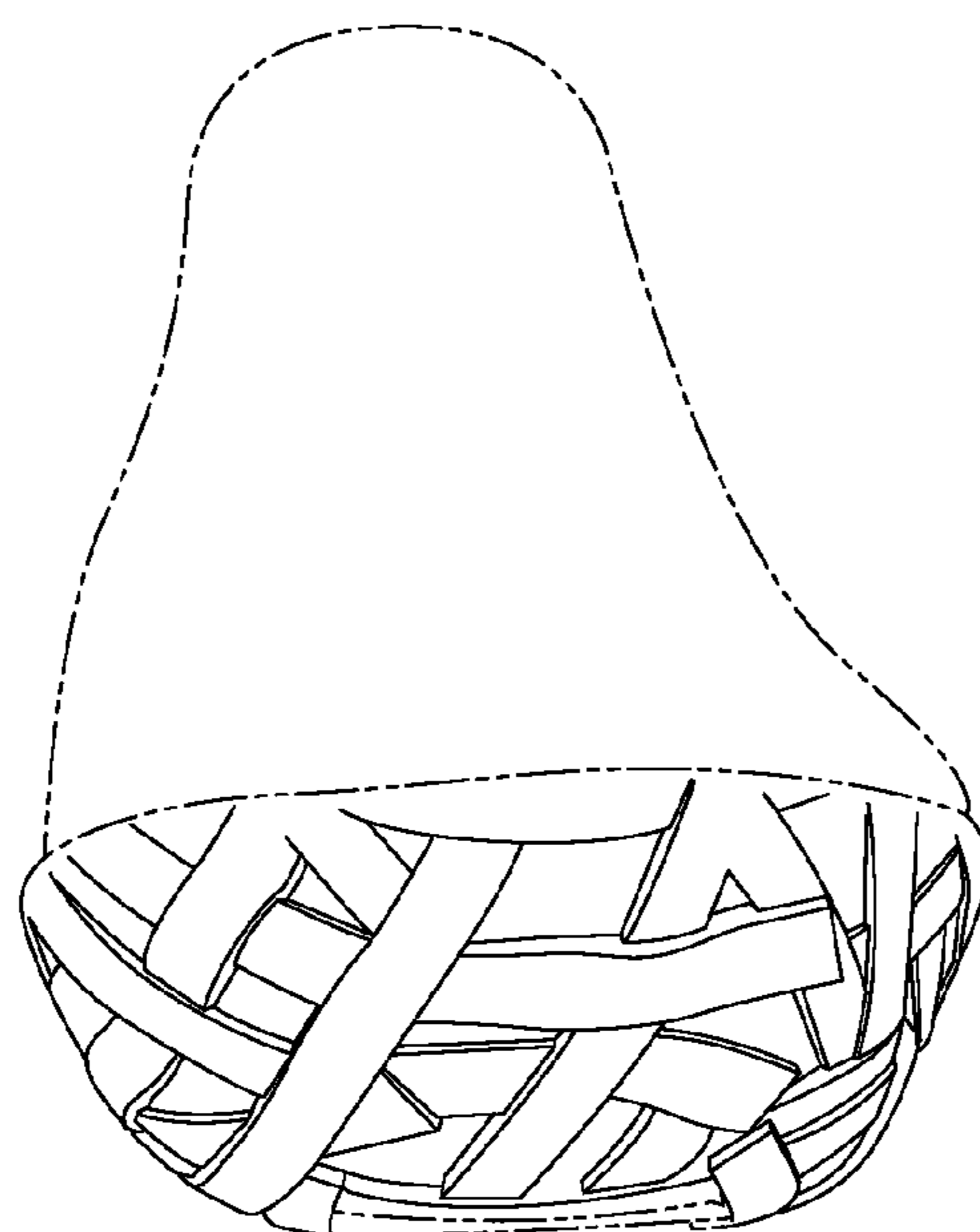


Fig. 6