



US00D627947S

(12) **United States Design Patent**
Bengyak

(10) **Patent No.:** **US D627,947 S**

(45) **Date of Patent:** **** Nov. 30, 2010**

(54) **PAIR OF GLOVES**

(76) **Inventor:** **Christopher Edward Bengyak**, 3030
10th Ct., Vero Beach, FL (US) 32960

(**) **Term:** **14 Years**

(21) **Appl. No.:** **29/370,195**

(22) **Filed:** **Jun. 14, 2010**

(51) **LOC (9) Cl.** **02-06**

(52) **U.S. Cl.** **D2/617**

(58) **Field of Classification Search** D2/610,
D2/612, 613, 614, 615, 616, 617, 618, 619,
D2/620, 621, 623; D20/33; D21/587, 588,
D21/655, 807; D24/190; D28/63; D29/113,
D29/116.2, 117.1, 117.2, 122, 123; D32/40,
D32/42, 43, 41; 2/162, 170, 455, 907, 917;
15/104.94, 107, 227; 40/586, 633; 224/219,
224/222, 237, 267

See application file for complete search history.

(56) **References Cited**

U.S. PATENT DOCUMENTS

1,641,175	A *	9/1927	Lemieux	446/327
D189,715	S *	2/1961	Stanton	D2/616
D217,654	S *	5/1970	Ryland	D29/118
D618,432	S *	6/2010	Bengyak	D2/615
D620,678	S *	8/2010	Bengyak	D2/615
D621,584	S *	8/2010	Bengyak	D2/615

* cited by examiner

Primary Examiner—Elizabeth A Albert
Assistant Examiner—Karen E Eldridge Powers

(57) **CLAIM**

The ornamental design for pair of gloves, as shown and described.

DESCRIPTION

FIG. 1 is an elevational palm-side view of a right hand glove according to the present invention;

FIG. 2 is an elevational backhand view of the glove of FIG. 1 according to the present invention;

FIG. 3 is an elevational palm-side view of a left hand glove according to the present invention;

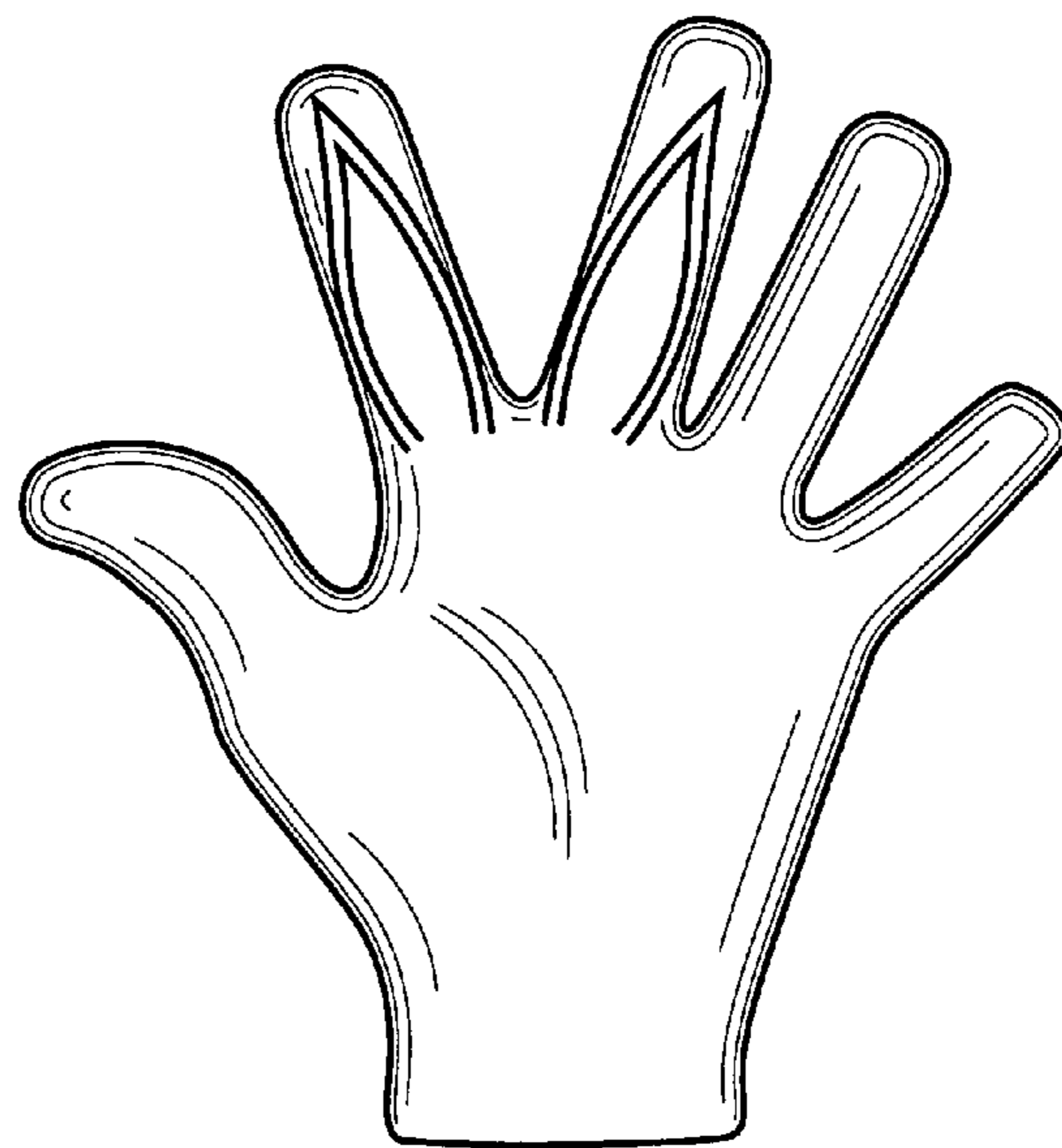

FIG. 4 is an elevational backhand view of FIG. 3 according to the present invention;

FIG. 5 is an elevational palm-side view of the glove of FIGS. 1 & 2 being worn by a user according to the present invention; and,

FIG. 6 is an elevational palm-side view of the glove of FIGS. 3 & 4 being worn by a user according to the present invention.

The right-hand glove of FIGS. 1-2 and the left-hand glove of FIGS. 3-4 are shown separately from one another for ease of illustration. The person shown in broken lines in FIG. 5 illustrates the claimed design in use. The broken-line subject matter forms no part of the claim.

1 Claim, 4 Drawing Sheets






FIG. 1

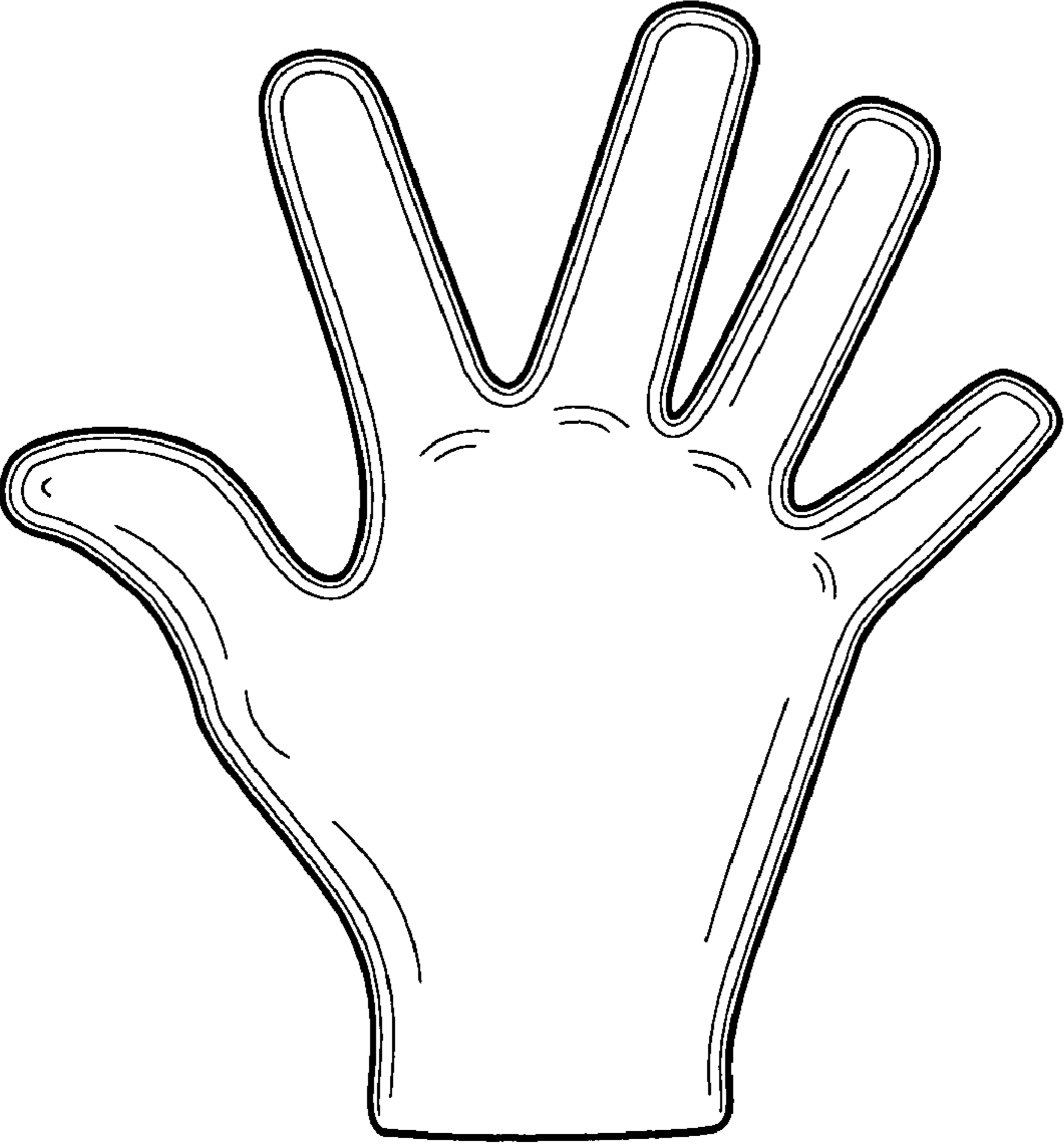


FIG. 2

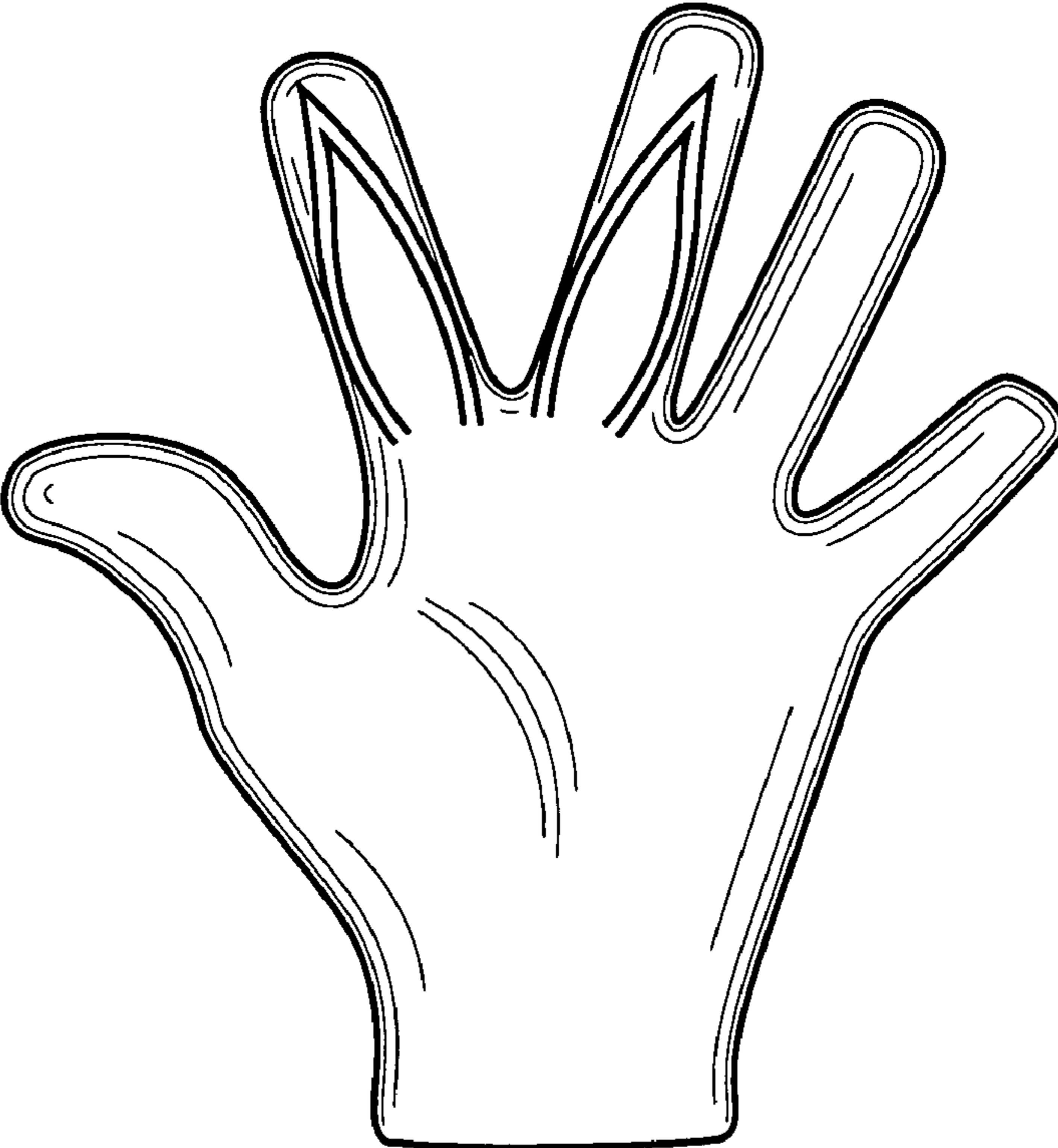


FIG. 3




FIG. 4



FIG. 5



FIG. 6