

US00D627943S

(12) **United States Design Patent**  
**Chapman et al.**

(10) **Patent No.:** **US D627,943 S**

(45) **Date of Patent:** **\*\* Nov. 23, 2010**

(54) **WINDOW CLEANING TOOL**

(76) Inventors: **Allen D. Chapman**, P.O. Box 294,  
Thornville, OH (US) 43076; **Patricia A. Small**, P.O. Box 415, Buckeye Lake, OH  
(US) 43009

(\*\*) Term: **14 Years**

(21) Appl. No.: **29/349,825**

(22) Filed: **May 6, 2010**

(51) **LOC (9) Cl.** ..... **07-05**

(52) **U.S. Cl.** ..... **D32/51**

(58) **Field of Classification Search** ..... D32/35,  
D32/40, 41, 42, 46, 49, 50-52; 15/103, 143.1,  
15/208, 209.1, 210.1, 220.1-220.4, 232,  
15/233, 236.05, 244.1, 244.2, 244.4, 245;  
D4/135, 137

See application file for complete search history.

(56) **References Cited**

**U.S. PATENT DOCUMENTS**

2,082,582	A *	6/1937	Kling	.....	D32/41
2,291,435	A *	7/1942	Anderson et al.	.....	15/220.1
3,717,898	A *	2/1973	Jones	.....	15/244.1
4,144,091	A *	3/1979	Tran	.....	15/220.2
D317,068	S *	5/1991	Bosworth	.....	D32/51
5,161,279	A	11/1992	Sager et al.		
D362,939	S *	10/1995	Reno	.....	D32/51
5,528,793	A *	6/1996	Schbot	.....	15/245
5,806,128	A *	9/1998	Love	.....	15/209.1
D403,484	S *	12/1998	Schrader	.....	D32/35
D404,863	S	1/1999	Flohs		

D428,225	S *	7/2000	Prime et al.	.....	D32/40
6,092,255	A *	7/2000	Kim	.....	15/245
6,175,984	B1 *	1/2001	Prime et al.	.....	15/209.1
D447,301	S *	8/2001	Adair et al.	.....	D32/41
6,779,221	B2	8/2004	Bockes		
6,896,741	B2 *	5/2005	Stelcher	.....	15/209.1
D551,819	S *	9/2007	Kohs et al.	.....	D32/49
D572,872	S *	7/2008	Bergh	.....	D32/51
2002/0054784	A1 *	5/2002	Wolf	.....	15/210.1
2004/0019995	A1 *	2/2004	Kowalski et al.	.....	15/209.1
2007/0039114	A1 *	2/2007	Forrest	.....	15/209.1
2008/0263800	A1 *	10/2008	Frazier	.....	15/143.1
2009/0025168	A1 *	1/2009	DeRoma	.....	15/220.1
2009/0049633	A1 *	2/2009	Takabayashi et al.	.....	15/209.1

\* cited by examiner

*Primary Examiner*—T. Chase Nelson

(74) *Attorney, Agent, or Firm*—Paul R. Martin

(57) **CLAIM**

The ornamental design for a window cleaning tool, as shown and described.

**DESCRIPTION**

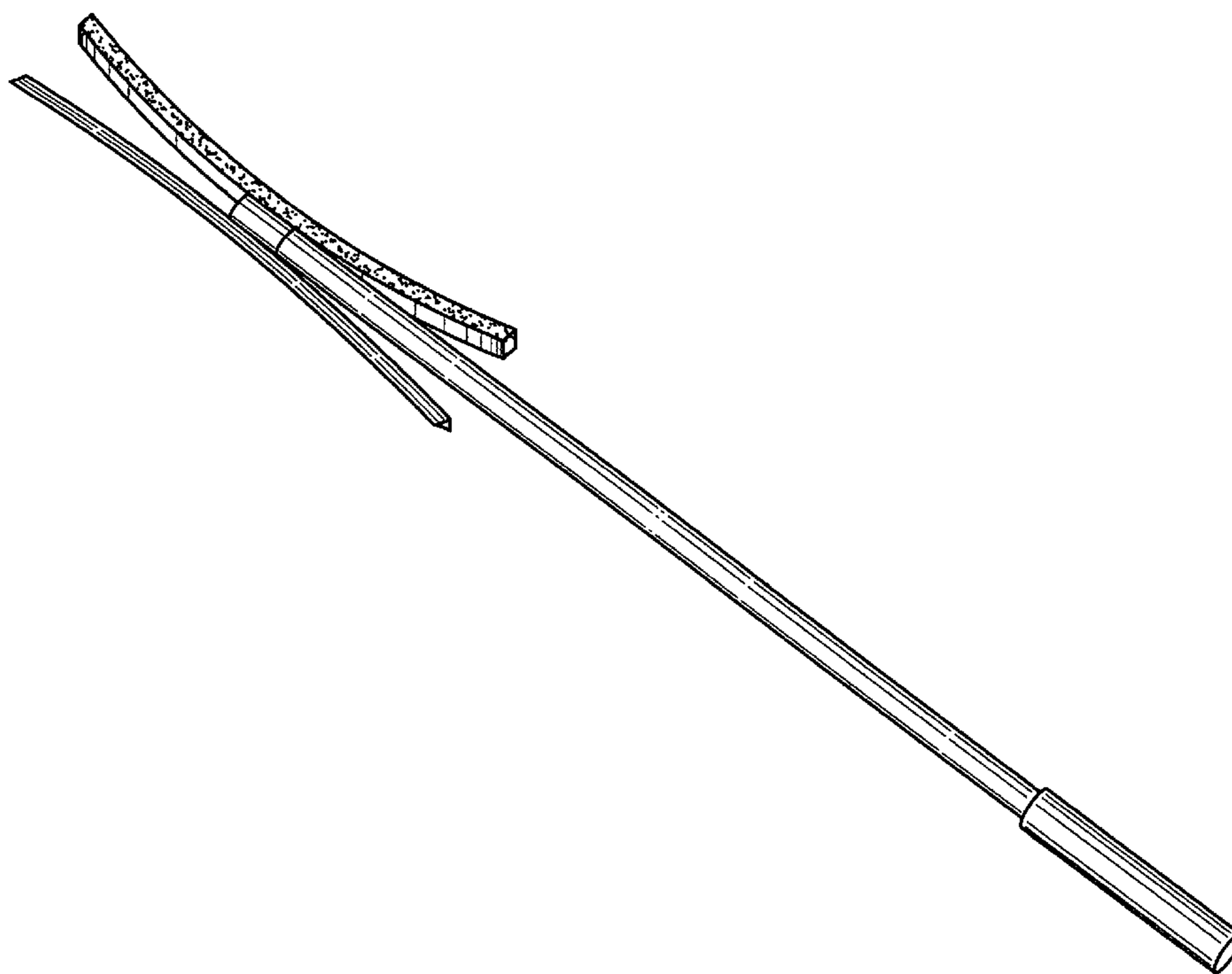
FIG. 1 is a perspective view of my new design for a window cleaning tool.

FIG. 2 is a left side elevational view of the window cleaning tool shown in FIG. 1.

FIG. 3 is a plan view from the top of the window cleaning tool shown in FIG. 1; and,

FIG. 4 is a right side elevational view of the window cleaning tool shown in FIG. 1.

**1 Claim, 2 Drawing Sheets**



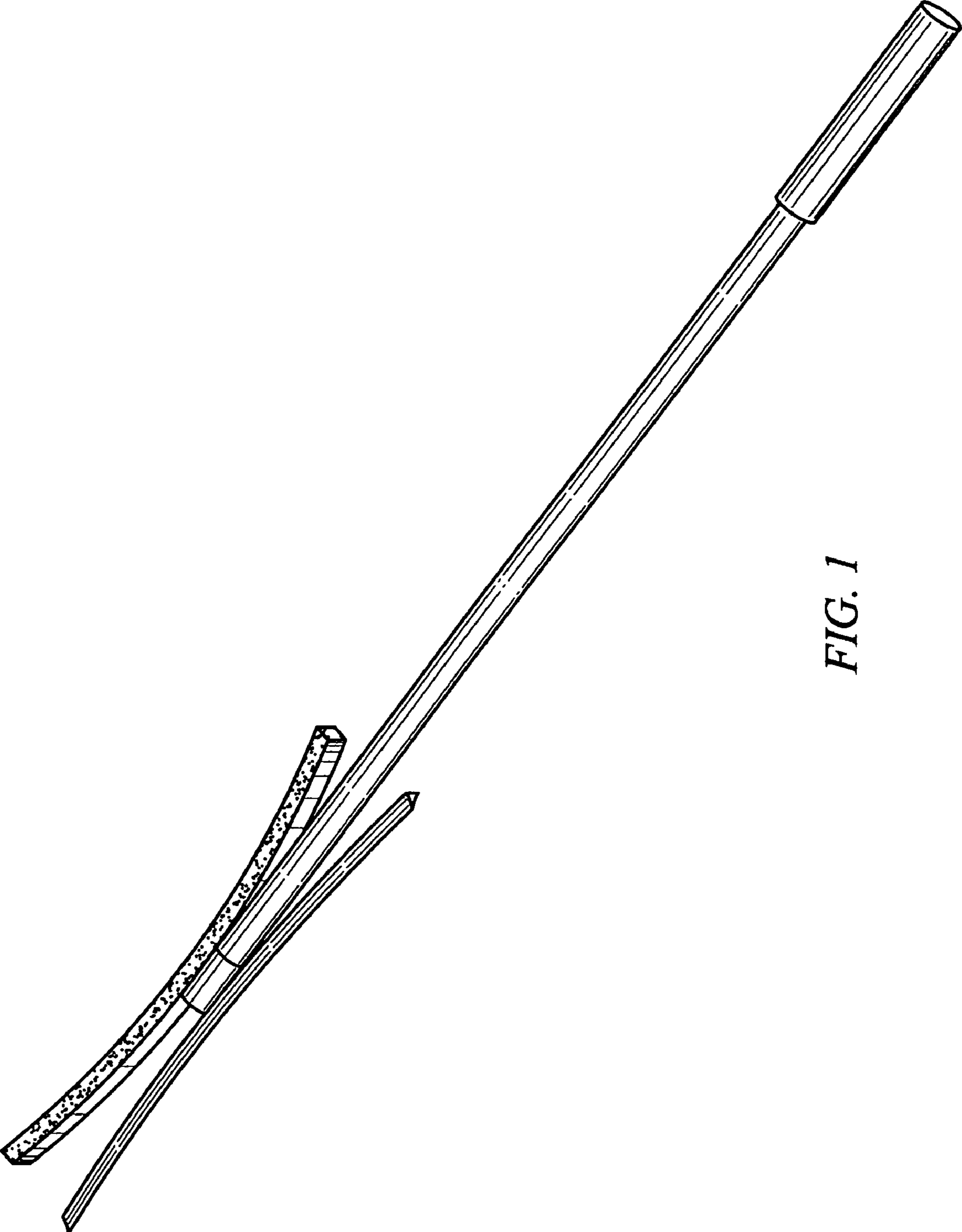
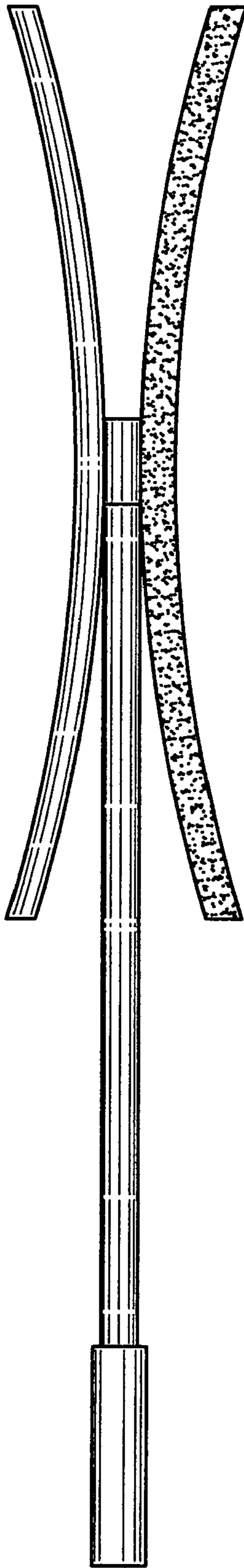


FIG. 1



*FIG. 2*



*FIG. 3*



*FIG. 4*