



US00D627940S

(12) **United States Design Patent**  
**Smith**

(10) **Patent No.:** **US D627,940 S**

(45) **Date of Patent:** **\*\* Nov. 23, 2010**

(54) **POWER STEAMER**

D531,768 S \* 11/2006 Lee ..... D32/21

(75) Inventor: **Jeffrey Mark Smith**, Elko New Market,  
MN (US)

(73) Assignee: **Wagner Spray Tech Corporation**,  
Plymouth, MN (US)

(\*\*) Term: **14 Years**

(21) Appl. No.: **29/355,646**

(22) Filed: **Feb. 11, 2010**

(51) **LOC (9) Cl.** ..... **15-05**

(52) **U.S. Cl.** ..... **D32/17**

(58) **Field of Classification Search** ..... D32/17-18,  
D32/9; 15/320-322, 344; D4/114; 134/198,  
134/19; 38/77.83, 69; 392/403-405, 386;  
8/149.3; 141/59; 239/538, 583, 526; 68/5 A,  
68/5 R, 222; D23/224-225

See application file for complete search history.

(56) **References Cited**

**U.S. PATENT DOCUMENTS**

D445,973 S *	7/2001	Chen	.....	D32/21
D452,594 S *	12/2001	Rosa	.....	D32/21
D471,682 S *	3/2003	Chen	.....	D32/21
D473,025 S *	4/2003	Simmons	.....	D32/17
D499,517 S *	12/2004	Chen	.....	D32/17
D505,526 S *	5/2005	Tsen	.....	D32/21
D519,249 S *	4/2006	Liu et al.	.....	D32/21
D520,196 S *	5/2006	Liu	.....	D32/21
D522,192 S *	5/2006	Liu et al.	.....	D32/21
D523,597 S *	6/2006	Lee	.....	D32/15
7,103,270 B1 *	9/2006	Chen	.....	392/386
D530,468 S *	10/2006	Lee	.....	D32/21

**OTHER PUBLICATIONS**

Boze Steam Cleaner Model BZ-988. Retrieved from Internet: <http://www.sd-hl.com.cn/en/displayproduct.html?proID=100280040>. Retrieved on Jun. 17, 2010.\*

Model 905 Power Steamer, Owners Manual, dated Sep. 2008, 20 pages.

Vacuum Cleaner, BZ-988—Boze Electric Appliance Manufacture Co., Ltd (accessed at [www.tradeeasy.com/supplier/220609/products/p976123/vacuum-cleaner.html](http://www.tradeeasy.com/supplier/220609/products/p976123/vacuum-cleaner.html) on May 24, 2010).

Tradekey, Boze Electric Appliance Manufacture Co., Ltd., dated Sep. 1, 2008.

\* cited by examiner

*Primary Examiner*—Ruth McInroy

(74) *Attorney, Agent, or Firm*—Christopher J. Volkmann; Westman, Champlin & Kelly, P.A.

(57) **CLAIM**

The ornamental design for a power steamer, as shown and described.

**DESCRIPTION**

FIG. 1 is a perspective view of the power steamer.

FIG. 2 is a left side view of the power steamer.

FIG. 3 is a right side view of the power steamer.

FIG. 4 is a front view of the power steamer.

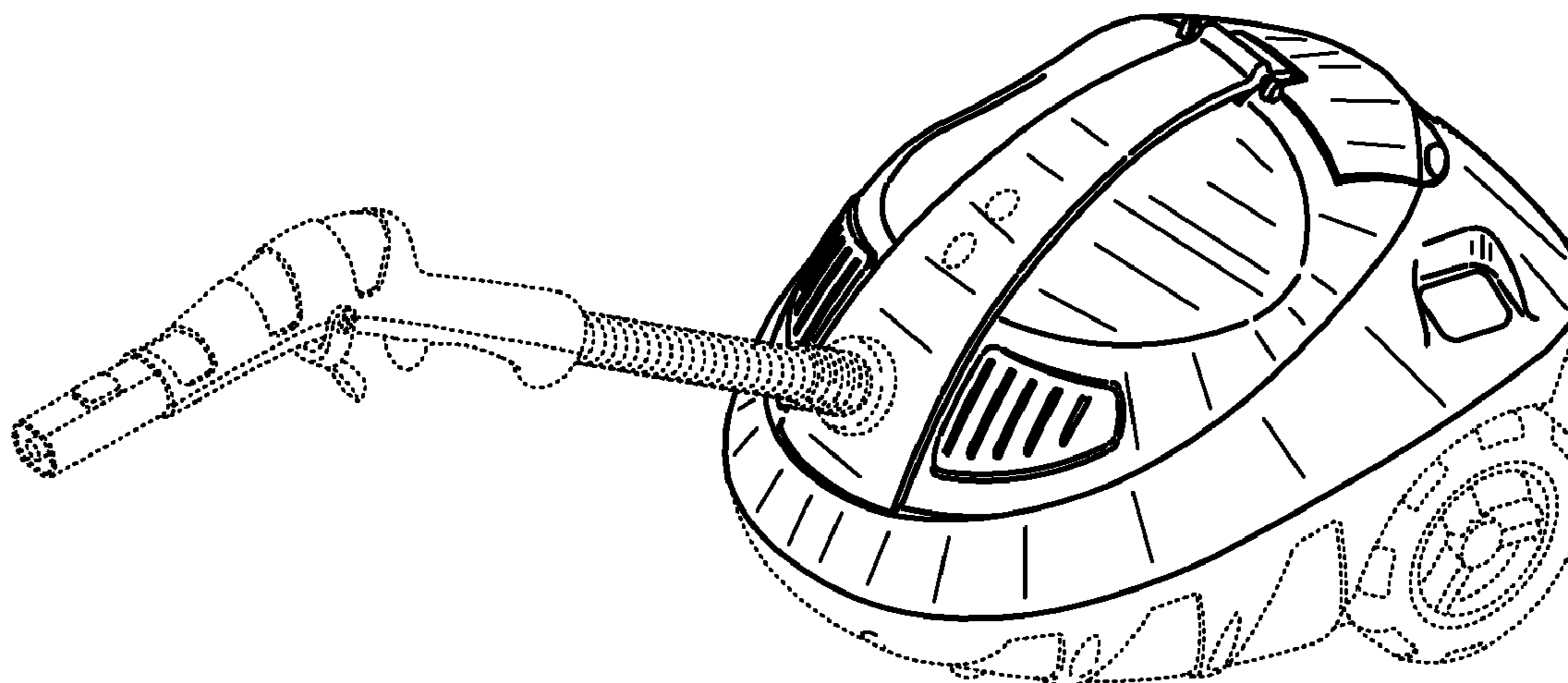
FIG. 5 is a back view of the power steamer.

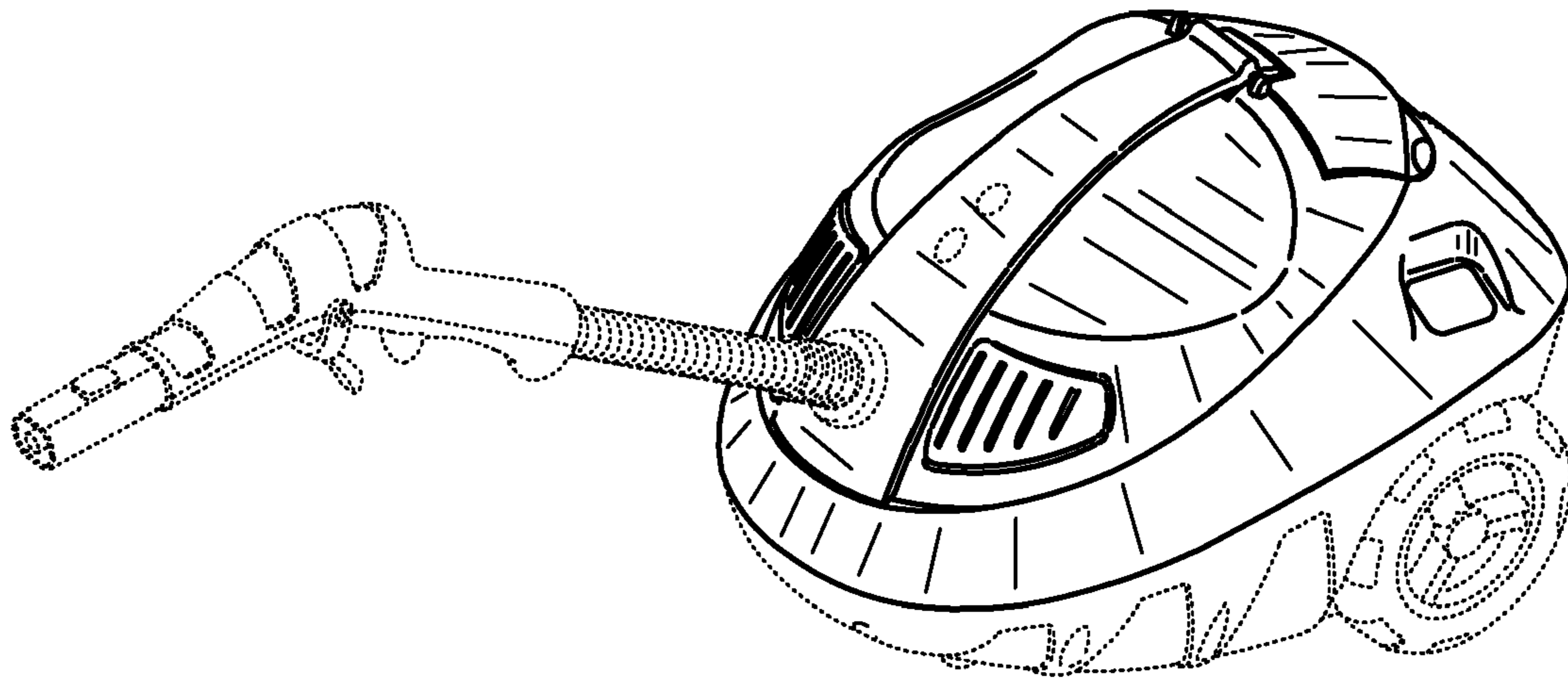
FIG. 6 is a top view of the power steamer; and,

FIG. 7 is a bottom view of the power steamer.

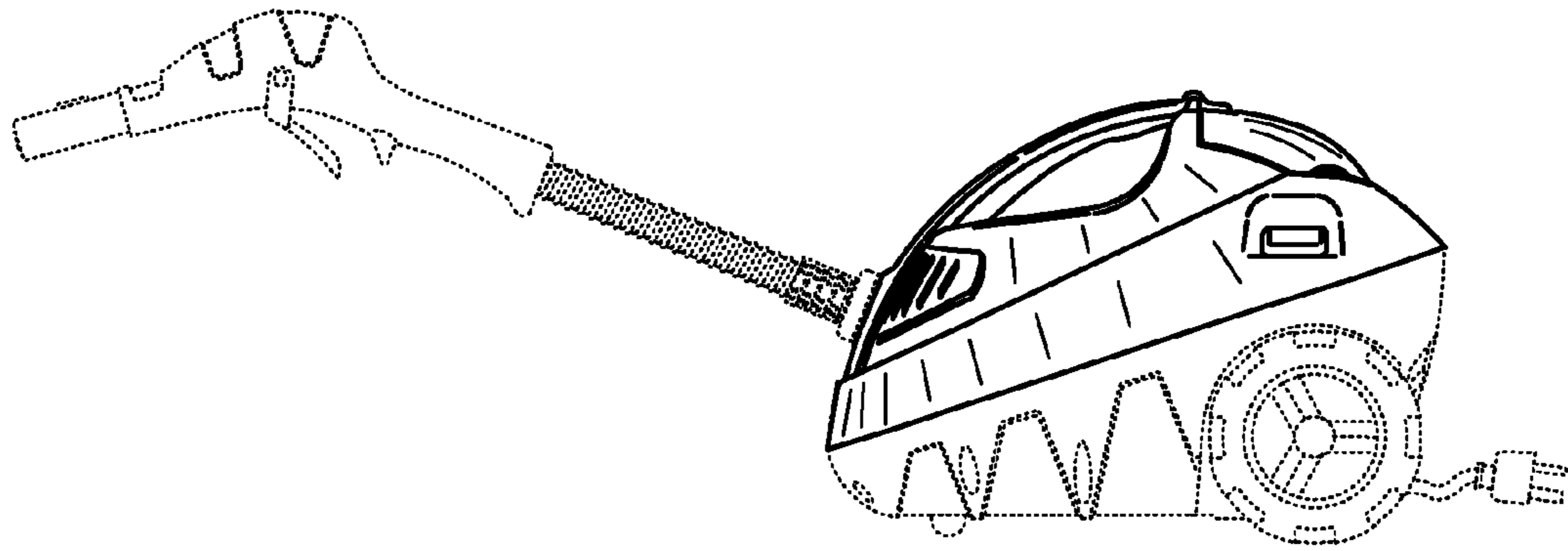
The details shown in broken lines form no part of the claimed design.

**1 Claim, 4 Drawing Sheets**

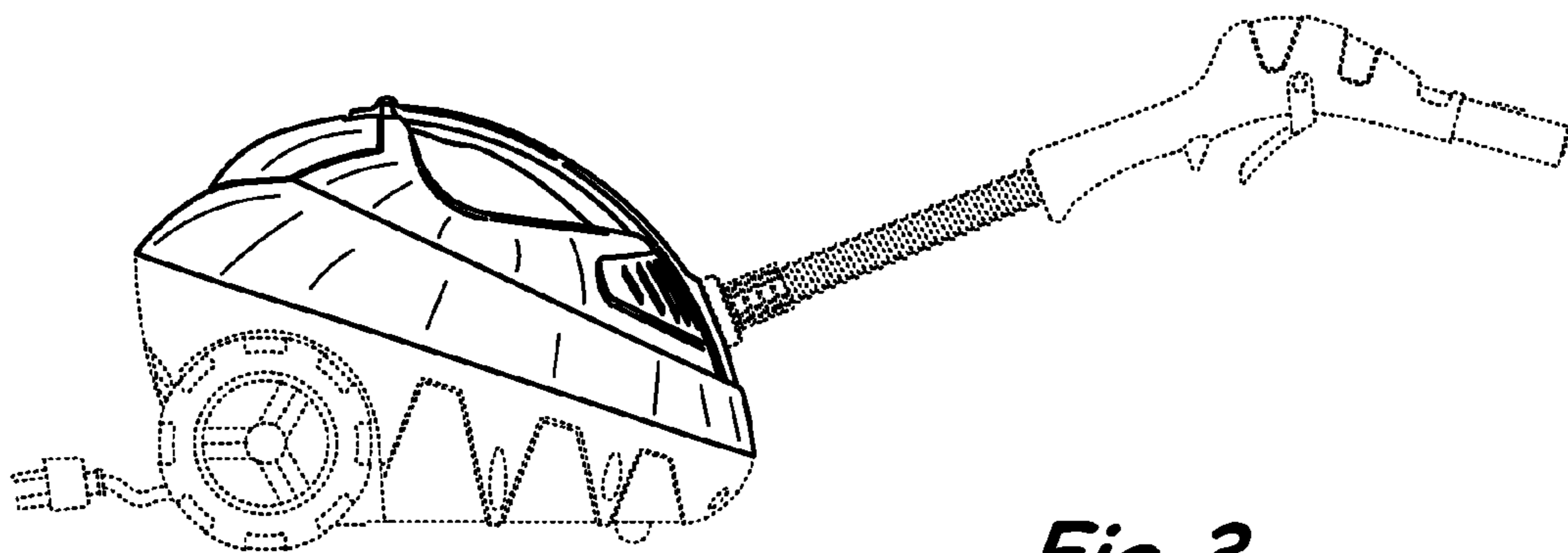




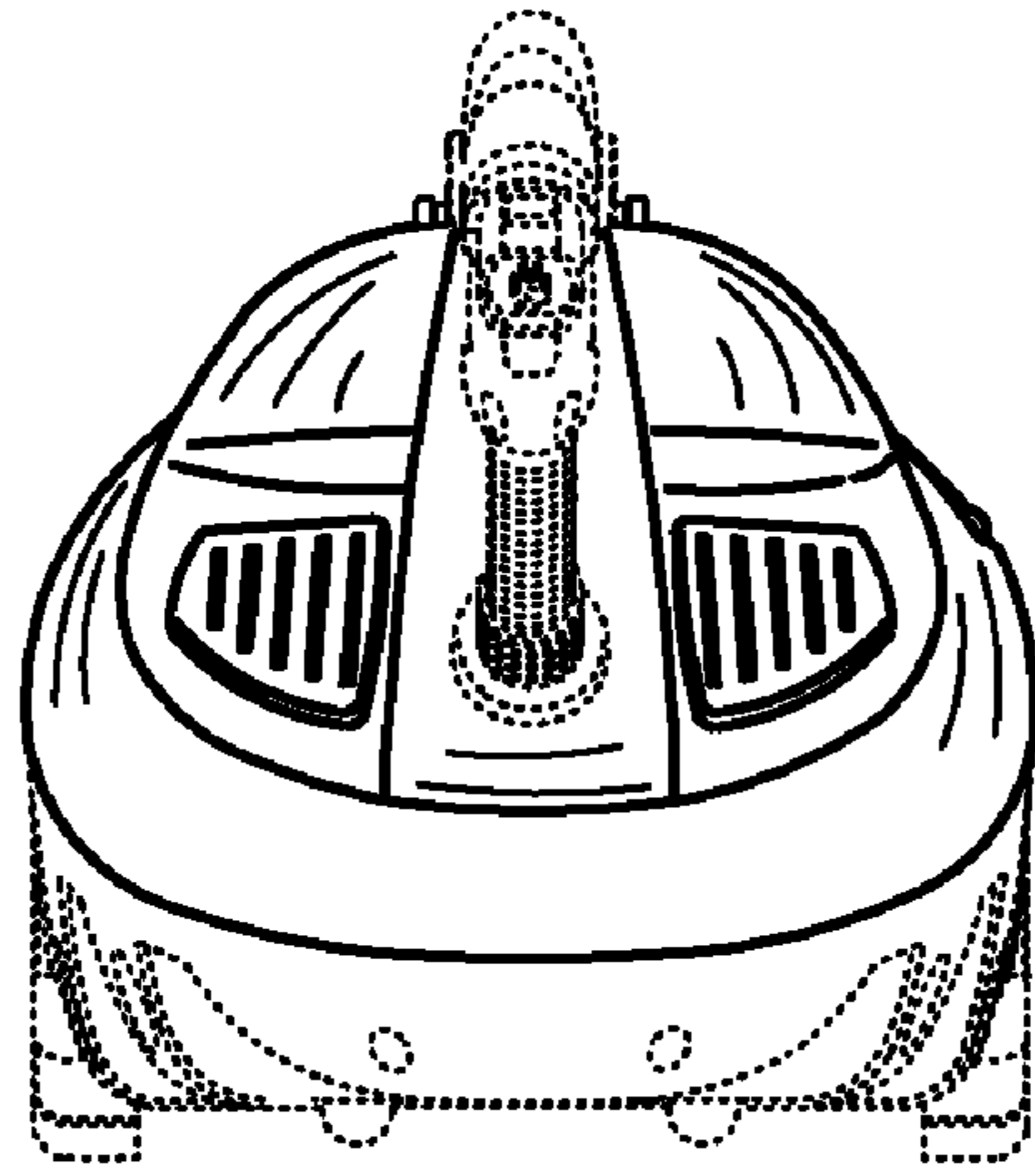
*Fig. 1*



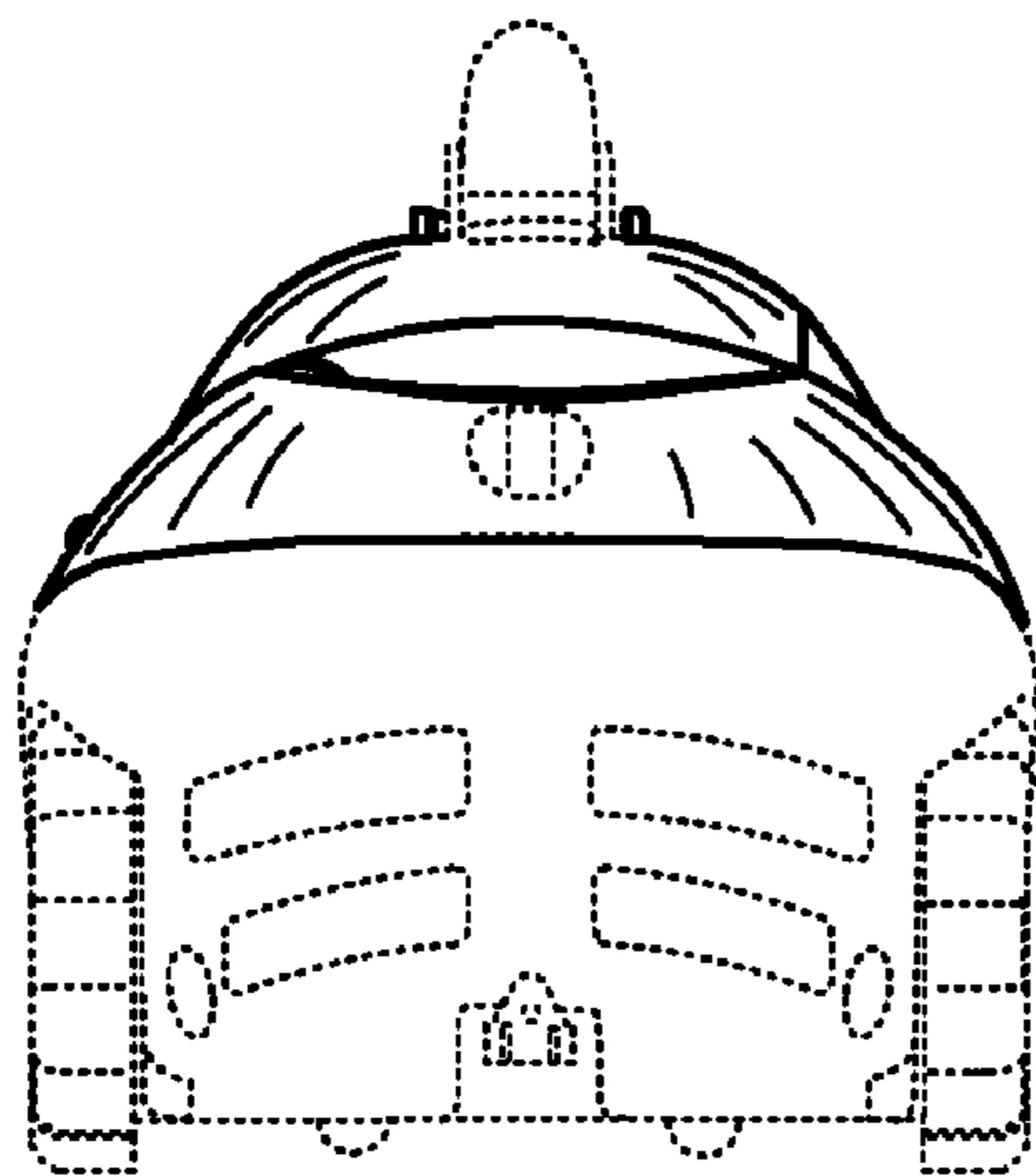
*Fig. 2*



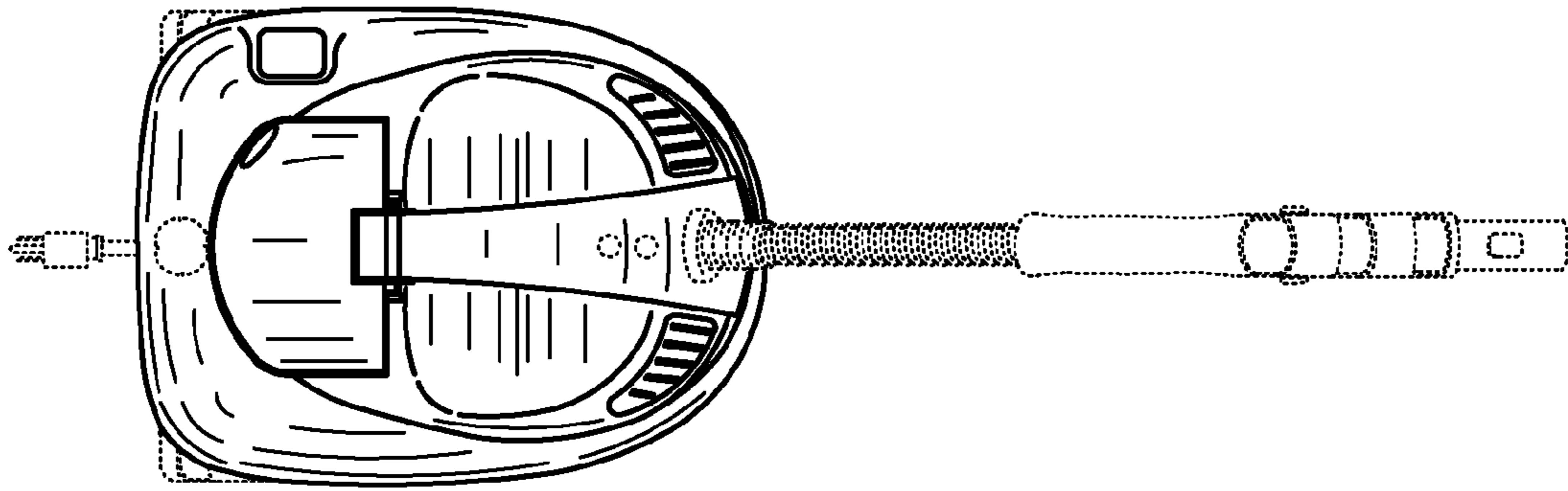
*Fig. 3*



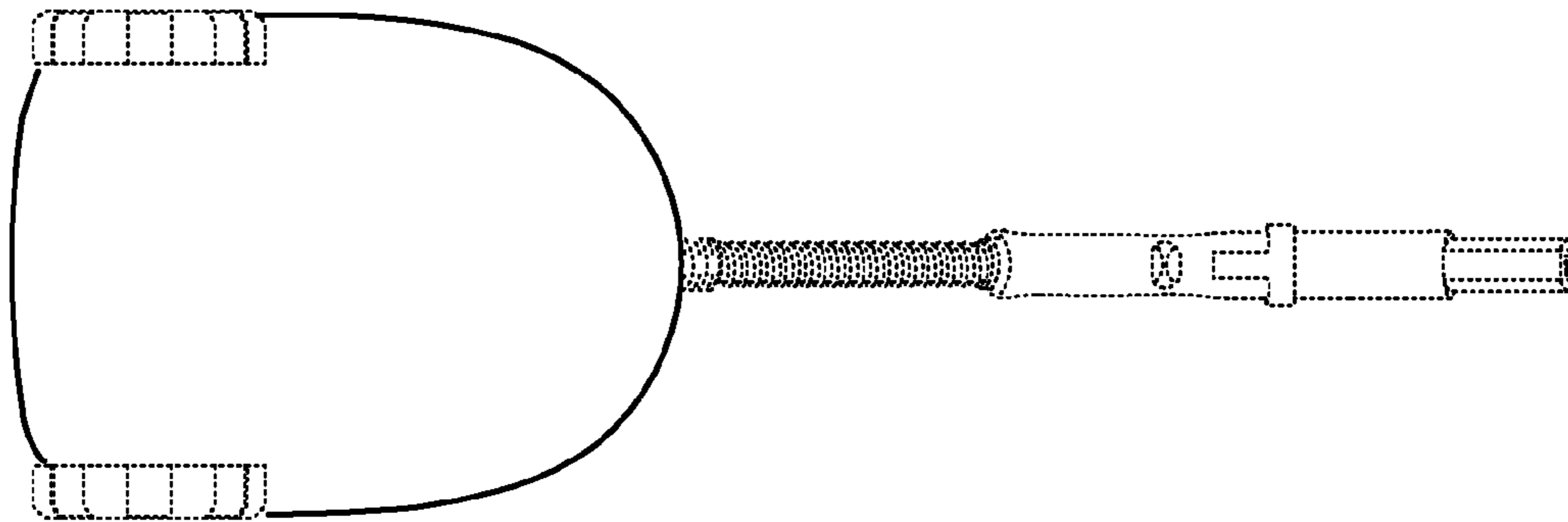
*Fig. 4*



*Fig. 5*



*Fig. 6*



*Fig. 7*