

US00D627939S

(12) **United States Design Patent**
Kim

(10) **Patent No.:** **US D627,939 S**

(45) **Date of Patent:** **** Nov. 23, 2010**

(54) **DISHWASHER**

(75) Inventor: **Ji Ho Kim**, Kyunggi-Do (KR)

(73) Assignee: **Samsung Electronics Co., Ltd.**, Suwon (KR)

(**) Term: **14 Years**

(21) Appl. No.: **29/358,261**

(22) Filed: **Mar. 24, 2010**

(51) **LOC (9) Cl.** **15-05**

(52) **U.S. Cl.** **D32/2**

(58) **Field of Classification Search** D32/1,
D32/2, 3, 25, 28; 134/56 D, 57 D, 58 D,
134/58 DL, 113, 201; D7/340, 348, 349,
D7/350, 351, 405, 201

See application file for complete search history.

(56) **References Cited**

U.S. PATENT DOCUMENTS

D511,031 S *	10/2005	Ott et al.	D32/3
D512,802 S *	12/2005	Seo et al.	D32/2
D513,097 S *	12/2005	Kim	D32/2
D513,098 S *	12/2005	Seo	D32/2

D518,249 S *	3/2006	Seo	D32/2
D539,992 S *	4/2007	Yamamoto et al.	D32/2
D545,009 S *	6/2007	Jung et al.	D32/2
D549,404 S *	8/2007	Jeon et al.	D32/2

* cited by examiner

Primary Examiner—T. Chase Nelson

Assistant Examiner—Kathleen M Sims

(74) *Attorney, Agent, or Firm*—Ladas & Parry

(57) **CLAIM**

I claim the ornamental design for a dishwasher, as shown.

DESCRIPTION

FIG. 1 is a front/left-side/top perspective view of a dishwasher showing our new design;

FIG. 2 is a front-side elevational view thereof;

FIG. 3 is a rear-side elevational view thereof;

FIG. 4 is a left-side elevational view thereof;

FIG. 5 is a right-side elevational view thereof;

FIG. 6 is a top-side elevational view thereof; and,

FIG. 7 is a bottom-side elevational view thereof.

1 Claim, 7 Drawing Sheets

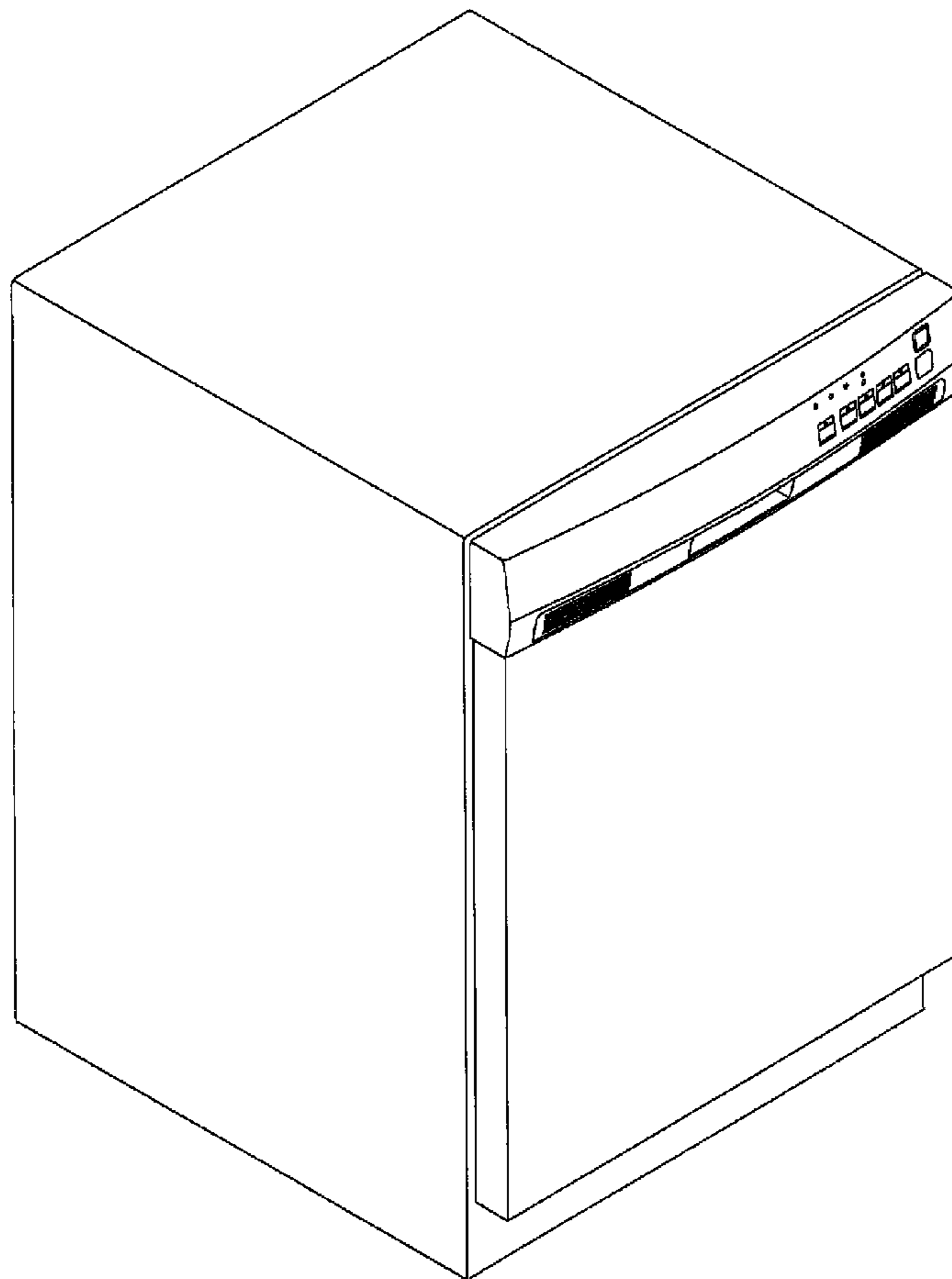


FIG. 1

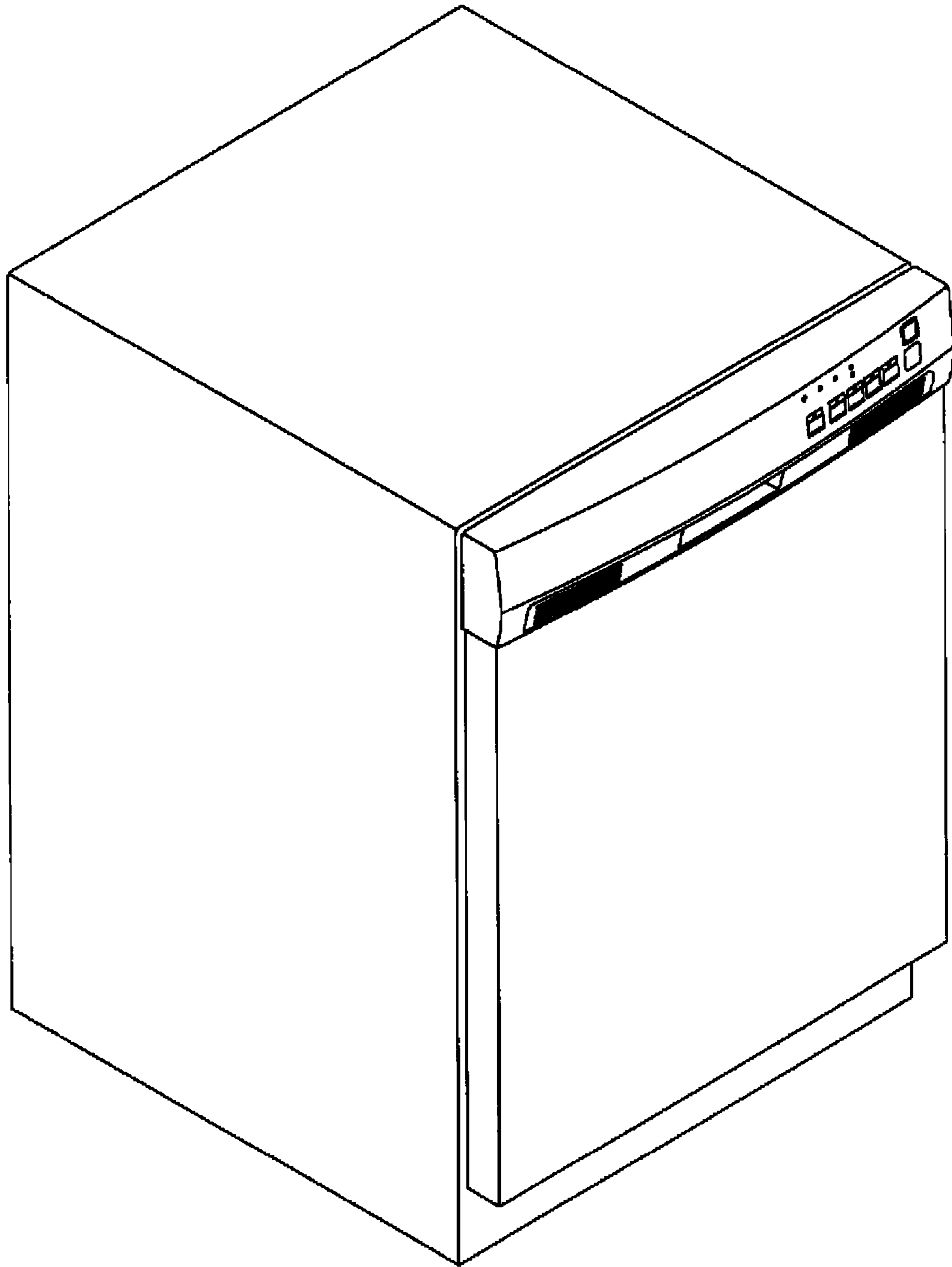


FIG. 2




FIG. 3




FIG. 4




FIG. 5

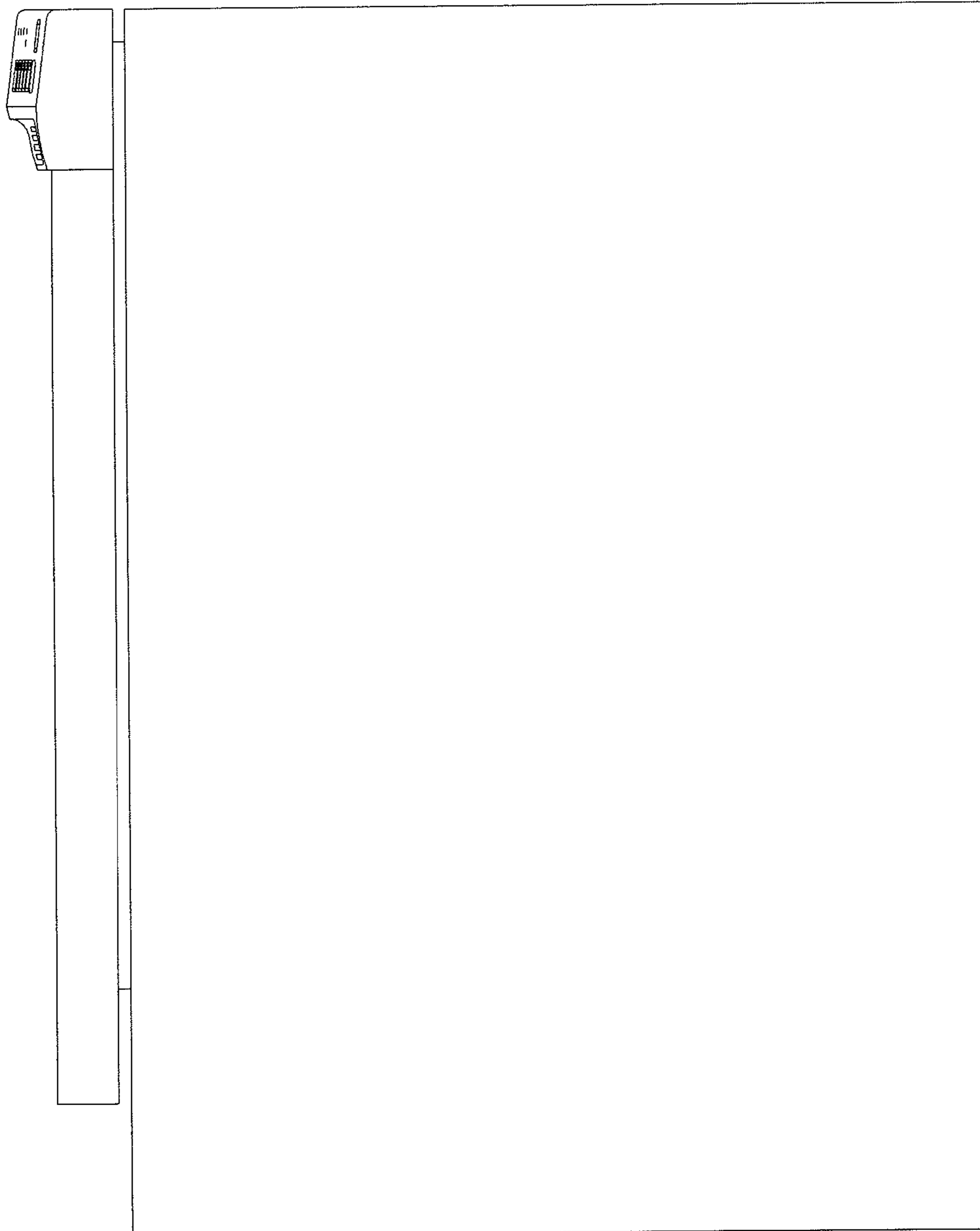


FIG. 6




FIG. 7

