



US00D627920S

(12) **United States Design Patent**
Hanna et al.

(10) **Patent No.:** **US D627,920 S**
(45) **Date of Patent:** **** Nov. 23, 2010**

(54) **LIGHT FIXTURE**

(75) Inventors: **Ken S. Hanna**, Adell, WI (US); **Tory L. Hayner**, Howards Grove, WI (US); **Herbert V. Kohler, Jr.**, Kohler, WI (US)

(73) Assignee: **Kohler Co.**, Kohler, WI (US)

(**) Term: **14 Years**

(21) Appl. No.: **29/356,941**

(22) Filed: **Mar. 4, 2010**

(51) **LOC (9) Cl.** **26-99**

(52) **U.S. Cl.** **D26/134**

(58) **Field of Classification Search** D26/63,
D26/67, 136, 87, 92, 142, 145, 155, 1, 2,
D26/134, 154, 3, 138, 123, 118, 133, 129,
D26/130, 131, 28, 124, 144, 81, 84, 85, 120,
D26/128, 140, 141, 143; 362/291, 294, 414,
362/352, 260, 220, 218, 219, 221, 241, 147,
362/277, 326, 351, 355, 356, 357, 370, 405,
362/432; 439/235, 226, 239; D13/110, 179,
D13/180; D11/130, 143, 146, 152
See application file for complete search history.

(56) **References Cited**

U.S. PATENT DOCUMENTS

D42,631 S *	6/1912	Kopp	D26/133
D44,104 S *	5/1913	Huttig	D26/133
D44,721 S *	10/1913	Booth	D26/133
D49,075 S *	5/1916	Pearlman	D26/134
D55,390 S	6/1920	Maerz		
D62,512 S	6/1923	Williamson		
D98,886 S *	3/1936	Petzold	D26/105
D161,347 S *	12/1950	Kushner	D26/24
D318,336 S *	7/1991	Hazerjian et al.	D26/24
D354,150 S *	1/1995	Porter	D26/113
D354,824 S	1/1995	Lewis		
D370,289 S	5/1996	Deron		
D380,579 S *	7/1997	Dolan	D26/133
D380,851 S	7/1997	Dolan		
D391,662 S	3/1998	Miranda		
D392,767 S *	3/1998	Dolan	D26/133

D394,127 S *	5/1998	Dolan	D26/134
D413,178 S	8/1999	Perenzin		
D422,740 S	4/2000	Hsu		
D424,737 S *	5/2000	Hsu	D26/134

(Continued)

OTHER PUBLICATIONS

Kohler Co. "Bancroft Single Sconce". Model No. K-11421. Kohler.com online catalog. Copyright 2009 Kohler Co.

(Continued)

Primary Examiner—Cathron C Brooks

Assistant Examiner—Kevin K Rudzinski

(74) *Attorney, Agent, or Firm*—Quarles & Brady LLP

(57) **CLAIM**

The ornamental design for a light fixture, as shown and described.

DESCRIPTION

FIG. 1 is a left, top, front perspective view of a light fixture according to our new design;

FIG. 2 is a front elevational view thereof;

FIG. 3 is a left side elevational view thereof, the right side elevational view thereof being a mirror image of the left side shown;

FIG. 4 is a top plan view thereof;

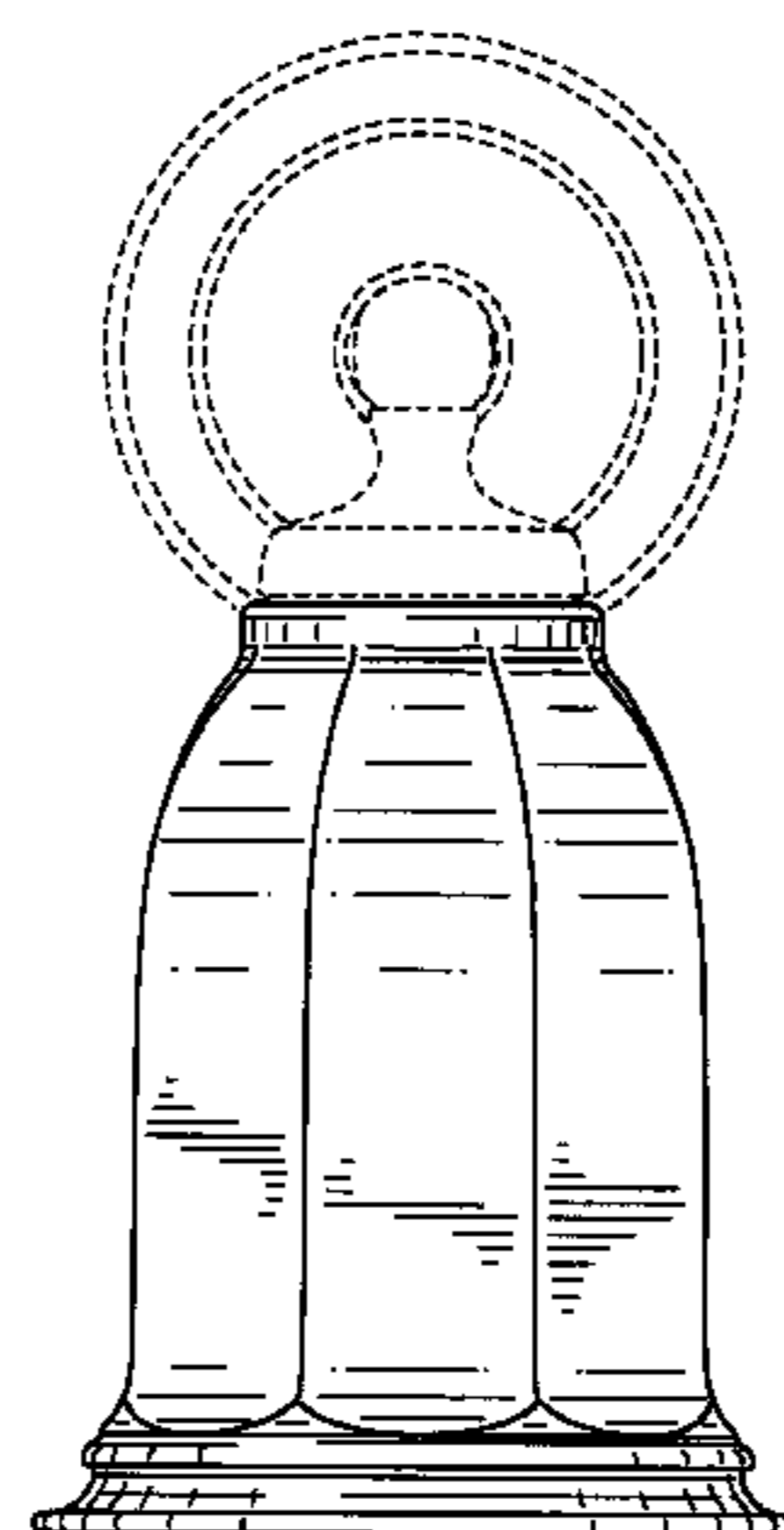
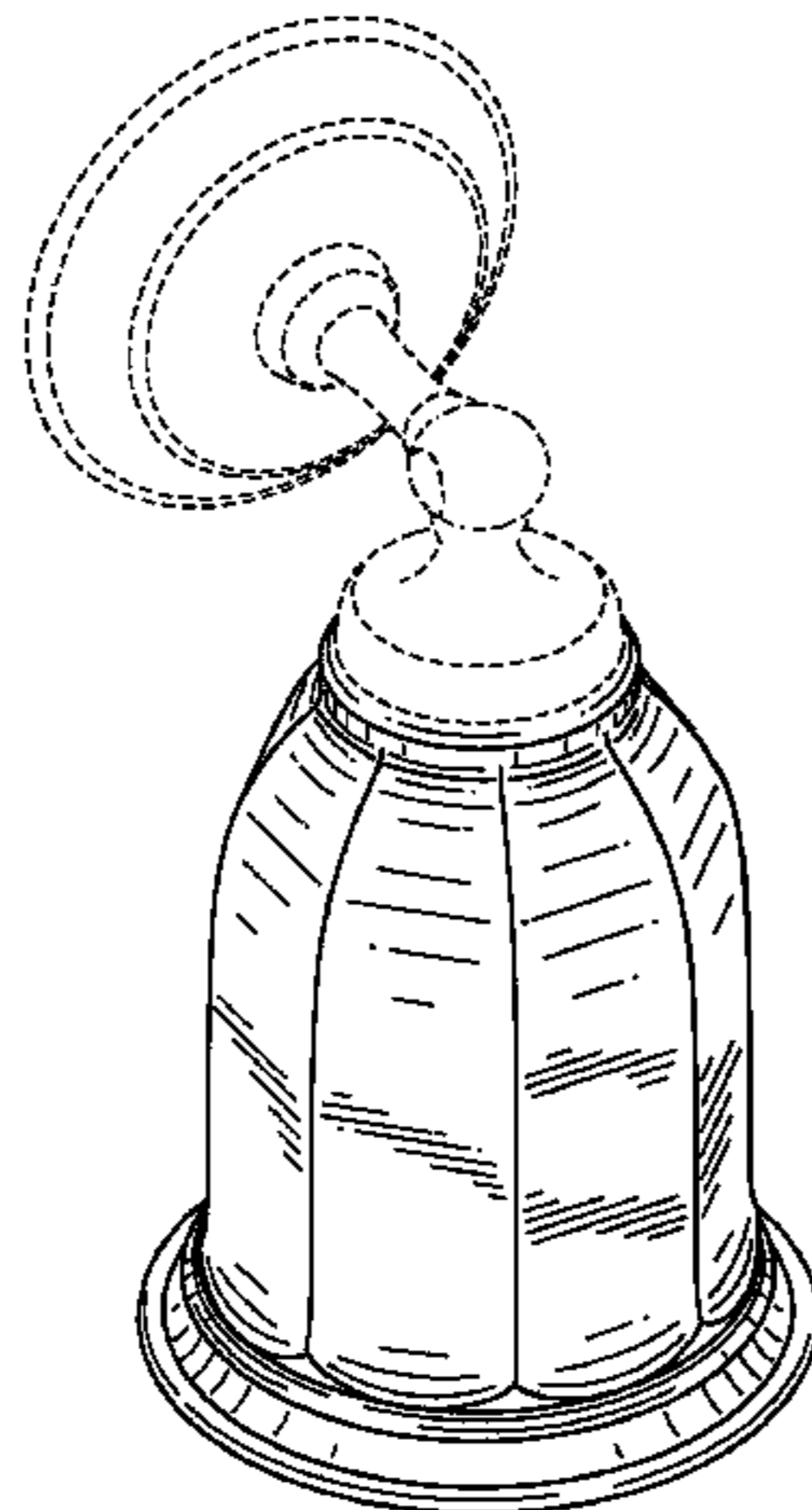
FIG. 5 is a bottom plan view thereof; and,

FIG. 6 is a rear elevational view thereof.

In a preferred embodiment, the nature of this product is a fixture element in the form of a lens element for a wall sconce light.

The broken line representations in the figures are for the purpose of illustration only, and form no part of the claimed design.

1 Claim, 5 Drawing Sheets



US D627,920 S

Page 2

U.S. PATENT DOCUMENTS

D428,511 S 7/2000 Hsieh
D430,341 S * 8/2000 De'Armond D26/130
D435,681 S * 12/2000 Miranda D26/131
D439,362 S * 3/2001 Berry D26/87
D464,758 S 10/2002 Lee
D465,595 S 11/2002 Hoernig
D465,871 S 11/2002 Hoernig
D473,004 S 4/2003 Hoernig
D473,673 S * 4/2003 Crelin D26/87
D501,270 S 1/2005 Lee
D515,233 S 2/2006 Miranda
D540,486 S 4/2007 Flores
D541,465 S 4/2007 Flores
D558,911 S 1/2008 Bickler et al.
D573,748 S 7/2008 Hsu
D575,437 S 8/2008 Bickler et al.
D575,438 S 8/2008 Young

D575,901 S 8/2008 Ricereto
D575,902 S 8/2008 Ricereto

OTHER PUBLICATIONS

Liz Jordan. "Glens Falls" 1 Bulb Wall Sconce. Model No. LJW50045MBZ. LightingShowPlace.com online catalog. Copyright 1994-2009 Decorative Product Source, Inc.
Dolee Designs. "Richland" 1 Bulb Wall Sconce. Model No. 22578. LightingShowPlace.com online catalog. Copyright 1994-2009 Decorative Product Source, Inc.
U.S. Appl. No. 29/331,061, filed Jan. 19, 2009.
Kohler Co. "Bancroft Double Sconce". Model No. K-11422. Kohler.com online catalog. Copyright 2009 Kohler Co.
Kohler Co. "Bancroft Triple Sconce". Model No. K-11423. Kohler.com online catalog. Copyright 2009 Kohler Co.
Kohler Co. "Wrought Iron Bath Sconce" Model No. Blush-7x7x7. Target.com online catalog. Copyright 2009 Target.com.

* cited by examiner

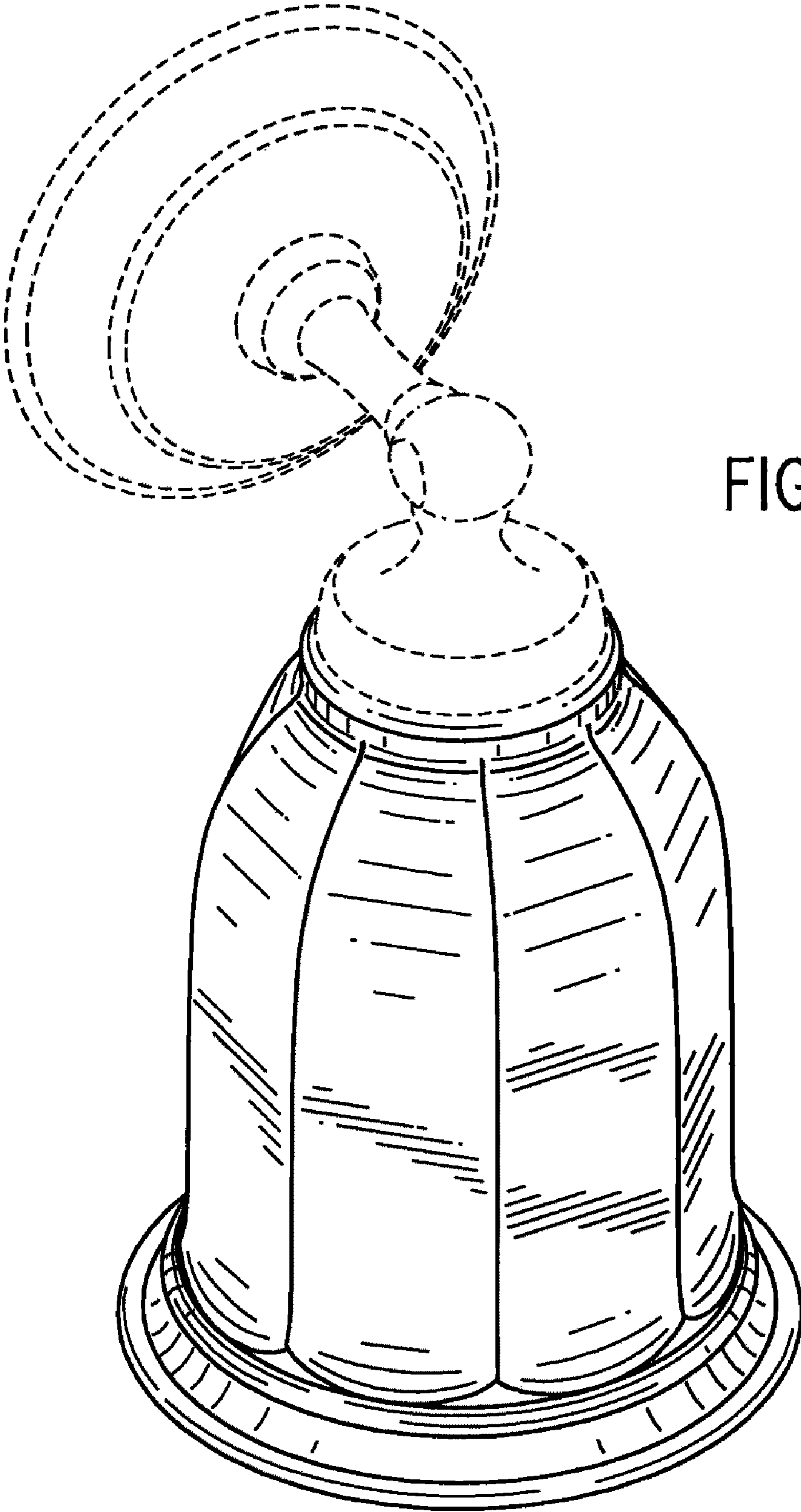


FIG. 1

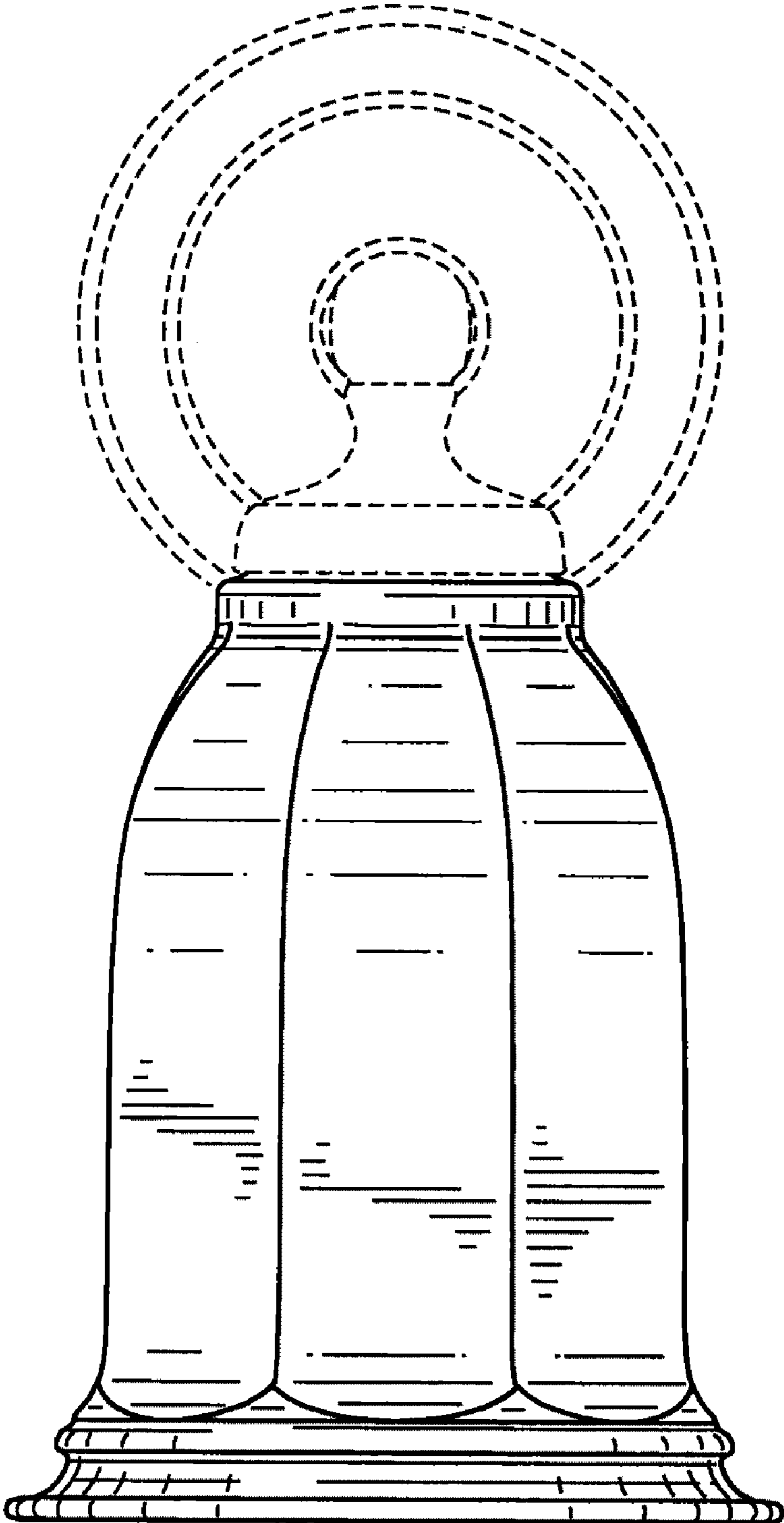


FIG. 2

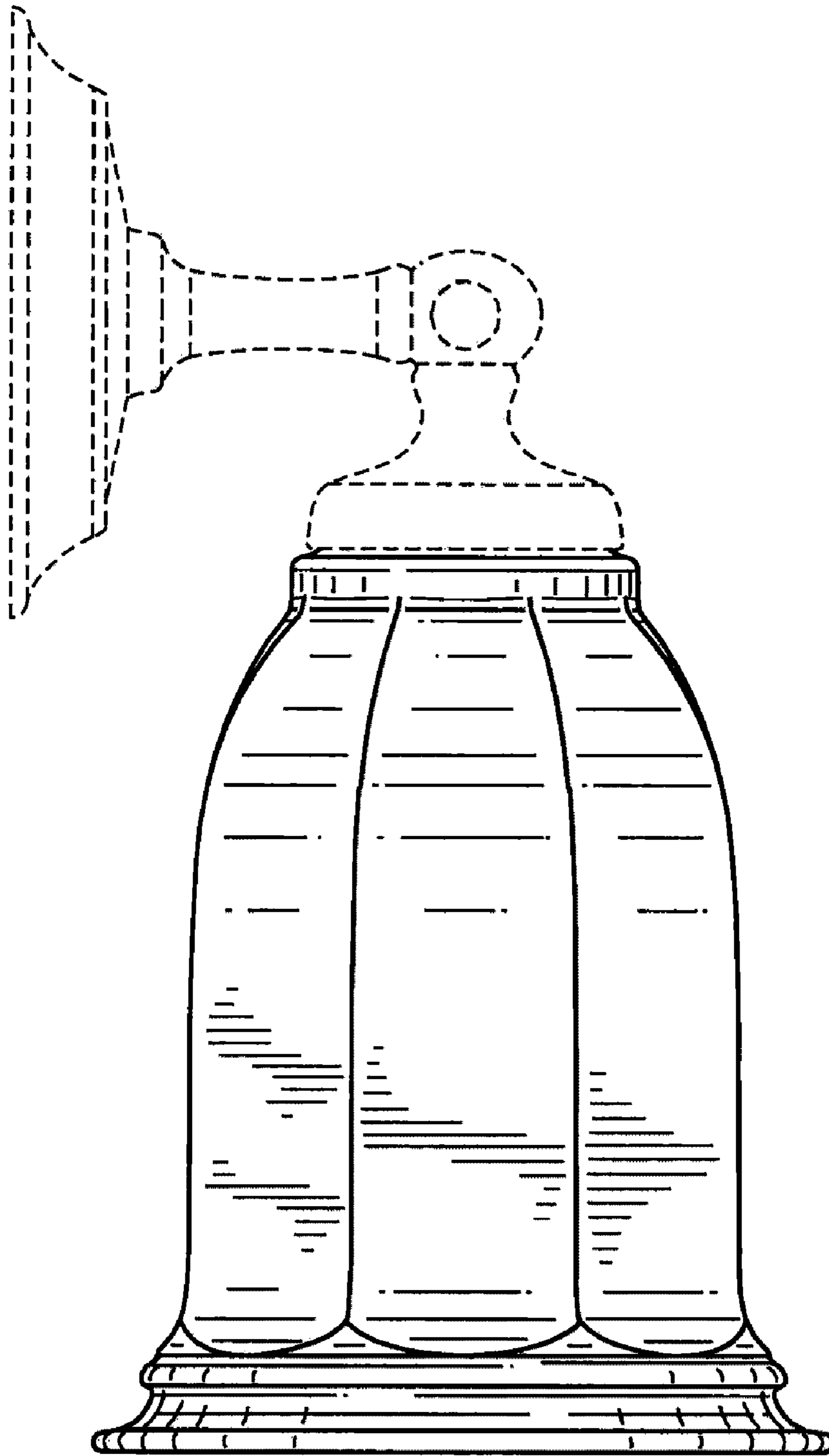


FIG. 3

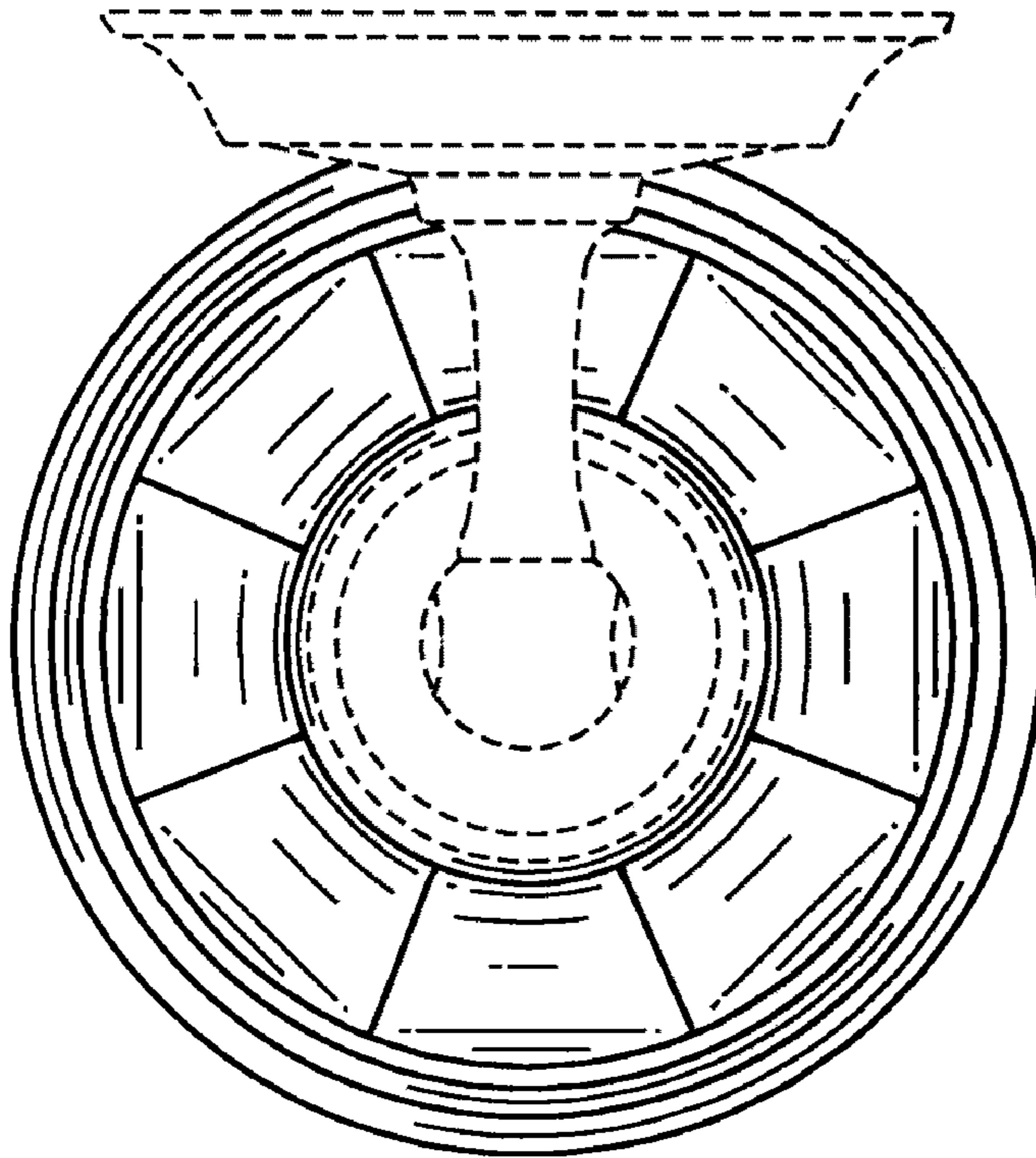


FIG. 4

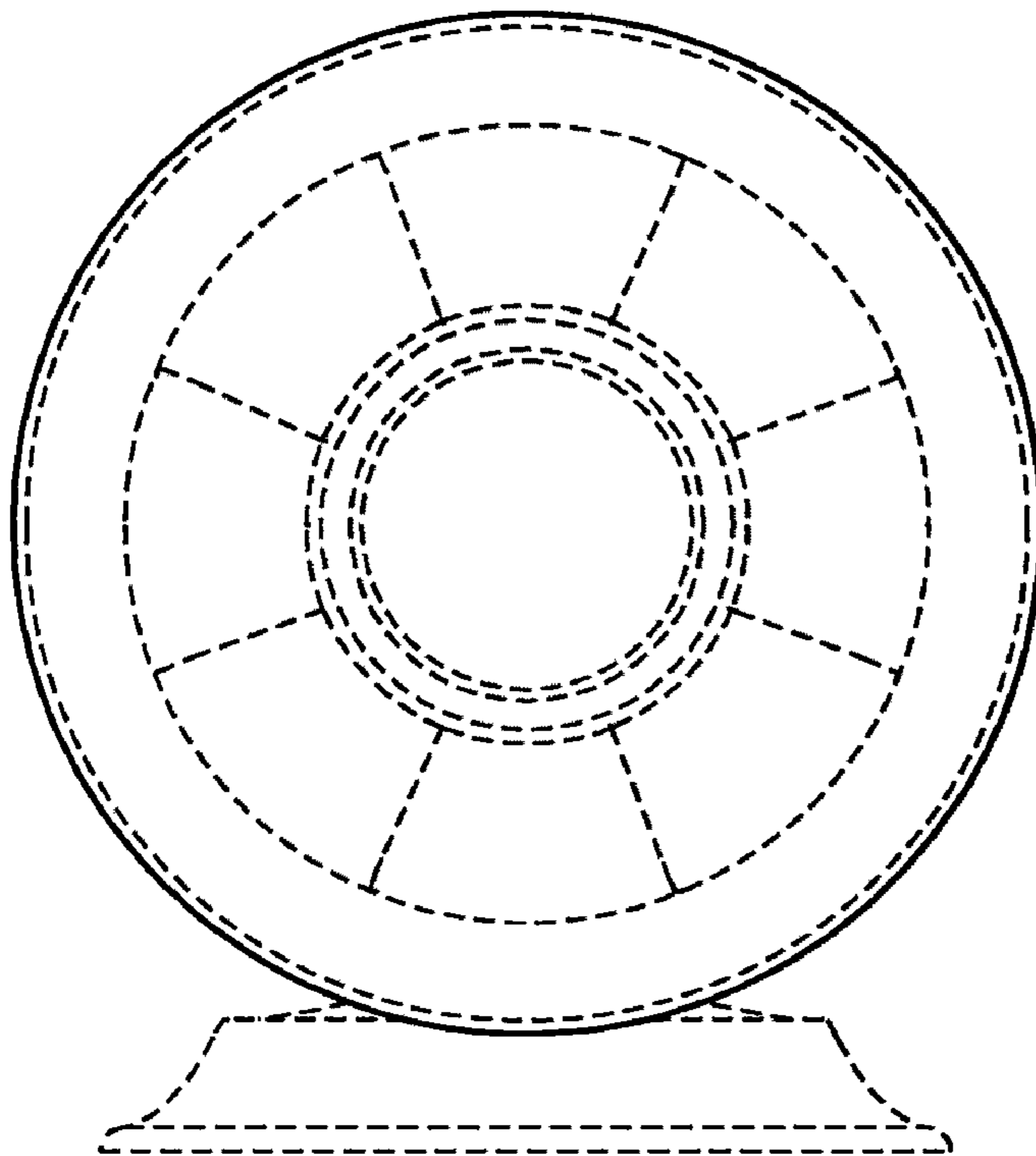


FIG. 5

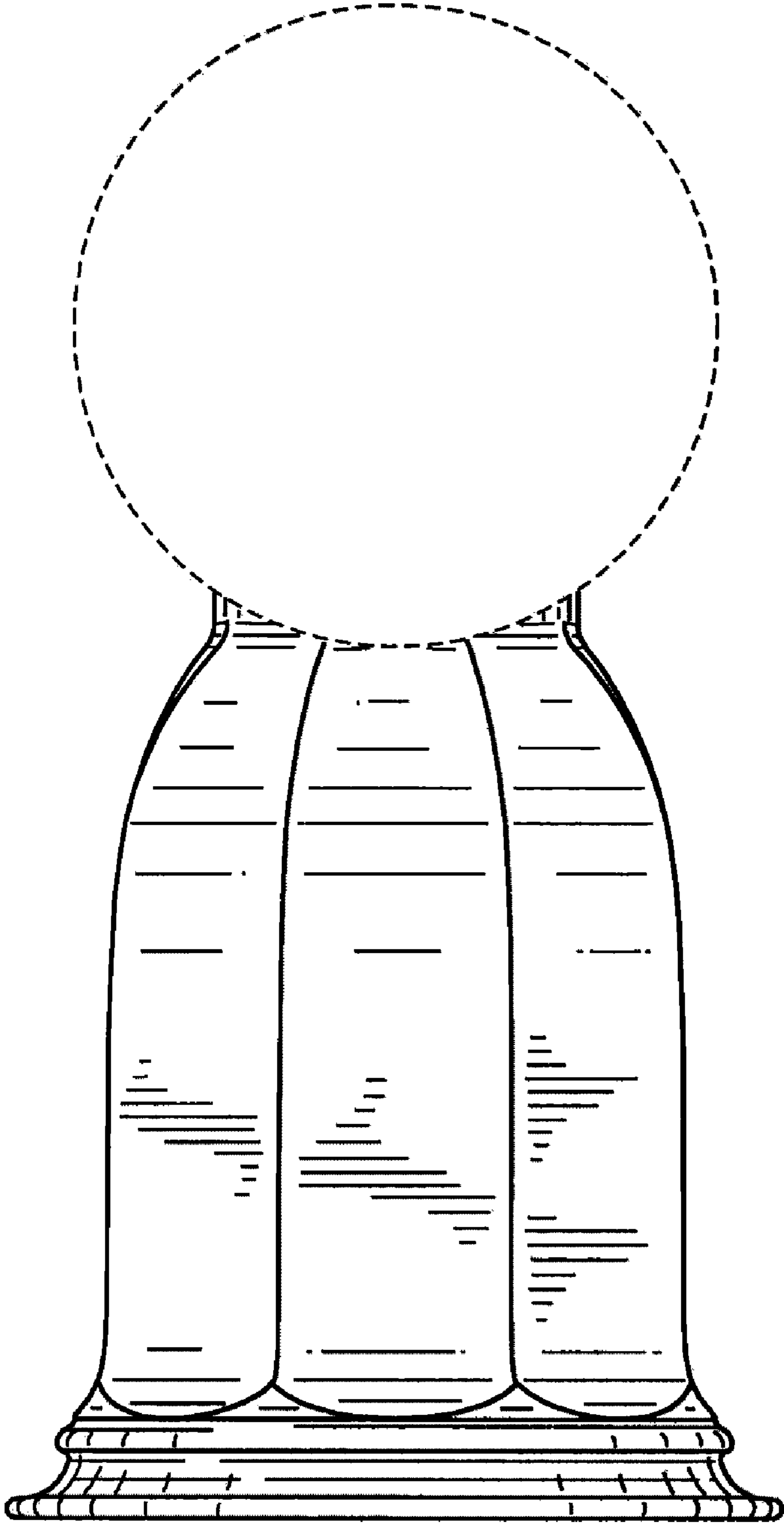


FIG. 6