

US00D627917S

(12) **United States Design Patent**
Hanna et al.

(10) **Patent No.:** **US D627,917 S**

(45) **Date of Patent:** **** Nov. 23, 2010**

(54) **FIXTURE ELEMENT**

(75) Inventors: **Ken S. Hanna**, Adell, WI (US); **Tory L. Hayner**, Howards Grove, WI (US); **Herbert V. Kohler, Jr.**, Kohler, WI (US)

(73) Assignee: **Kohler Co.**, Kohler, WI (US)

(**) Term: **14 Years**

(21) Appl. No.: **29/356,939**

(22) Filed: **Mar. 4, 2010**

(51) **LOC (9) Cl.** **26-03**

(52) **U.S. Cl.** **D26/89**

(58) **Field of Classification Search** D26/59,
D26/74, 85, 88, 89, 91, 128, 131-134; D23/377;
362/147, 404-408, 347-351, 361, 453-456
See application file for complete search history.

(56) **References Cited**

U.S. PATENT DOCUMENTS

D49,560 S *	8/1916	Bayley	D26/89
D49,564 S *	8/1916	Bayley	D26/133
D50,865 S *	6/1917	Baker	D26/89
D67,288 S *	5/1925	Kopp	D26/133
D404,162 S *	1/1999	Dolan	D26/84
D404,167 S *	1/1999	Dolan	D26/88
D430,690 S *	9/2000	Miranda	D26/84
D503,490 S *	3/2005	Curtin	D26/89
D543,303 S *	5/2007	Shurtleff	D26/59
D556,883 S *	12/2007	Flores et al.	D23/377
D563,541 S *	3/2008	Bucher et al.	D23/377
D563,591 S *	3/2008	Hsu	D26/89
D620,580 S *	7/2010	Chen	D23/377

OTHER PUBLICATIONS

1.) Flushmount #4931 shown on p. 49; 2.) Flushmount #5351 shown on p. 131; and 3.) Flushmount #3616 shown on p. 111. All from the Hinkley Lighting 2005-2006 Catalog. © 2005 (3 pages).*

Flushmount #FMES2000CS shown on p. 184 of the Murray Feiss Year Book 2007. (1 page).*

CSNLighting.com. Progress Lighting—Trinity Flush Mount. CSNLighting.com online catalog. Copyright 2002-2010 by CSN Lighting, a division of CSN Stores LLC.

Martha Stewart. One Light Flush Mount. CSNLighting.com online catalog. Copyright 2002-2010 by CSN Lighting, a division of CSN Stores LLC.

Baker. Bed post.

CSNLighting.com. “Hinkley Lighting—Oxford Flush Mount”. CSNLighting.com online catalog. Copyright 2002-2010 by CSN Lighting, a division of CSN Stores LLC.

* cited by examiner

Primary Examiner—Clare E Heflin

(74) *Attorney, Agent, or Firm*—Quarles & Brady LLP

(57) **CLAIM**

The ornamental design for a fixture element, as shown and described.

DESCRIPTION

FIG. 1 is a front, bottom perspective view of a fixture element according to our new design;

FIG. 2 is a bottom plan view thereof;

FIG. 3 is a front elevational view thereof, the rear elevational view thereof being a mirror image of the front side shown;

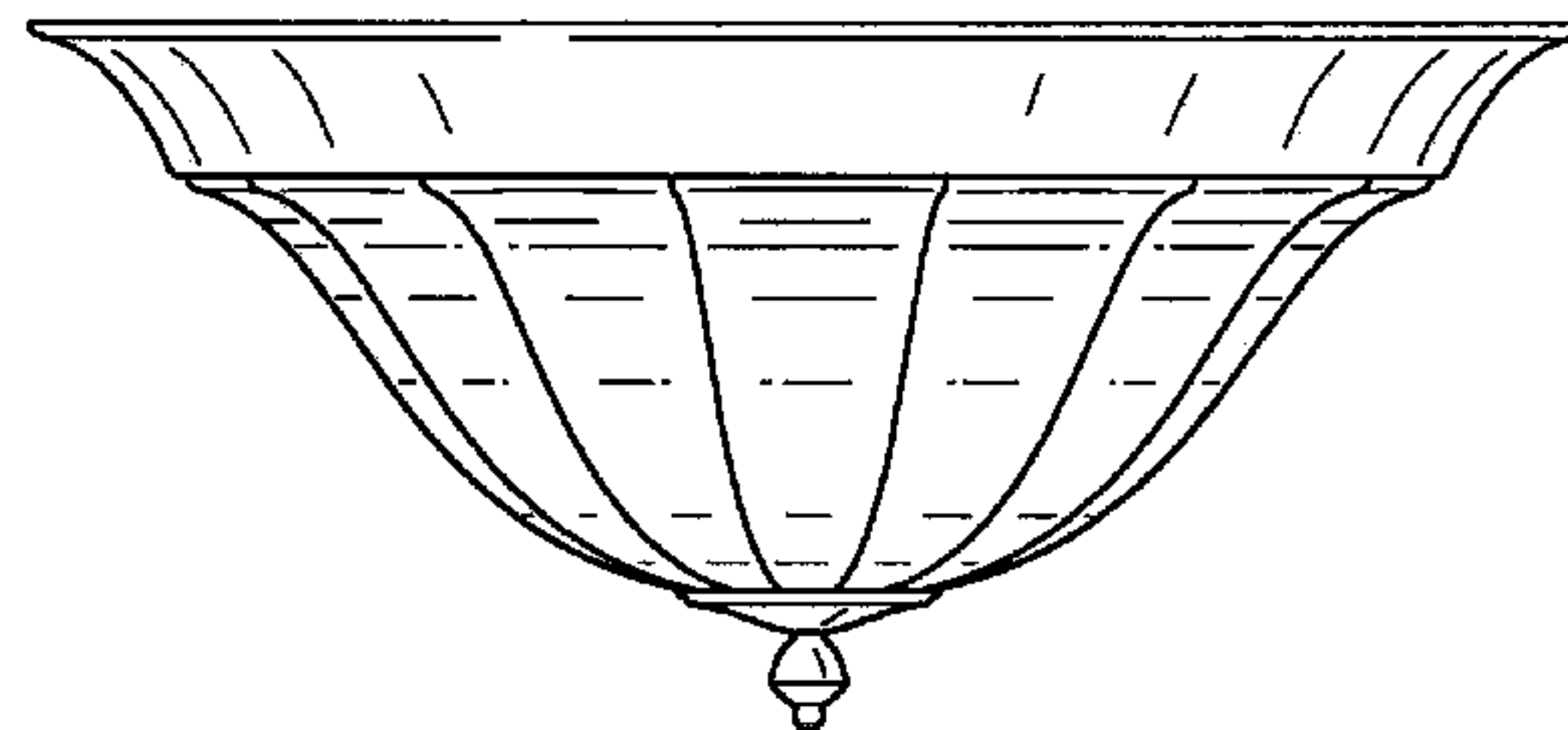
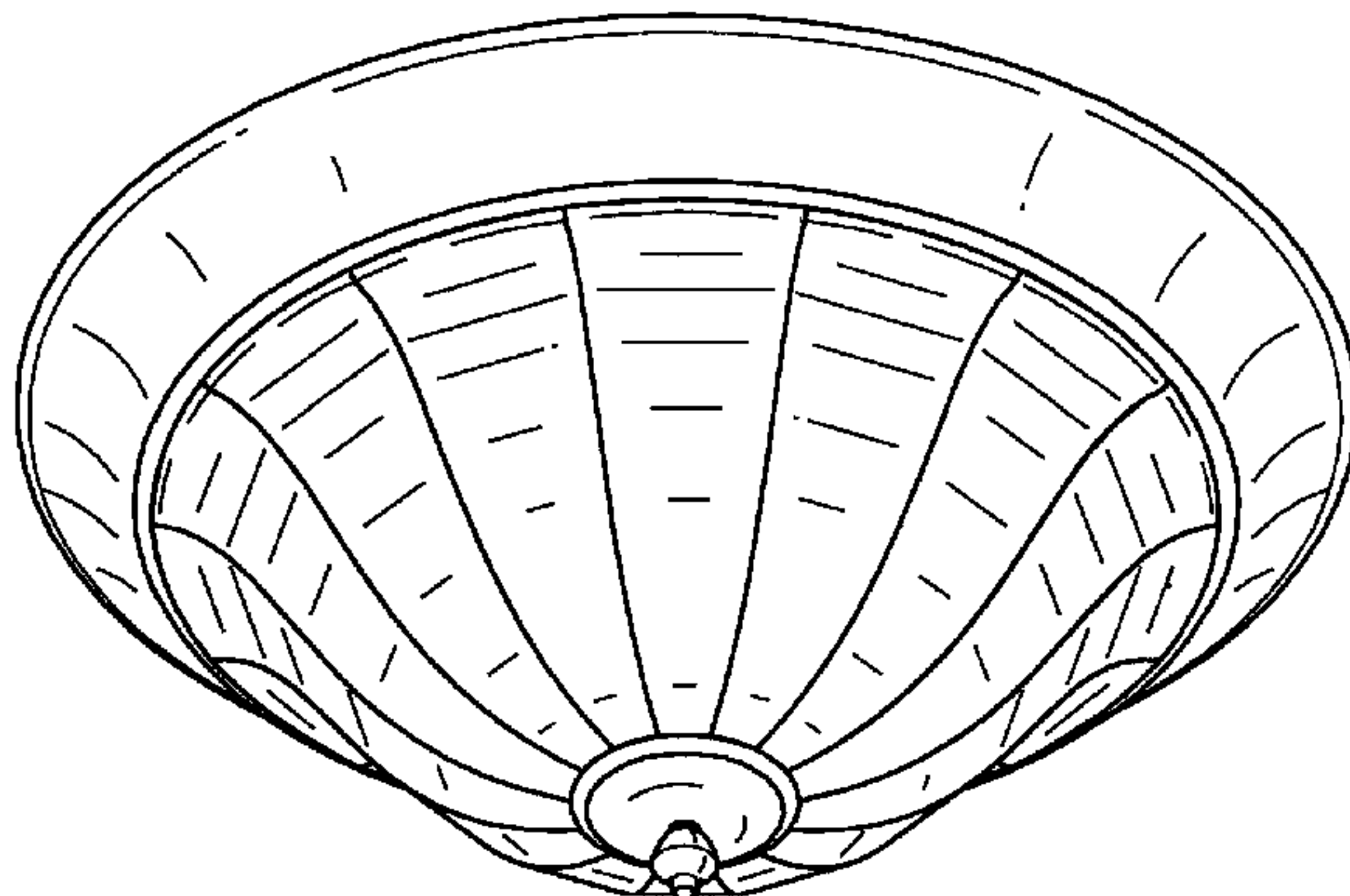
FIG. 4 is a left side elevational view thereof, the right side elevational view thereof being a mirror image of the left side shown; and,

FIG. 5 is a top plan view thereof.

The broken line representations in the figures are for the purpose of illustration only, and form no part of the claimed design.

In a preferred embodiment, the nature of this product is a fixture element in the form of a wall-mounted light.

1 Claim, 3 Drawing Sheets



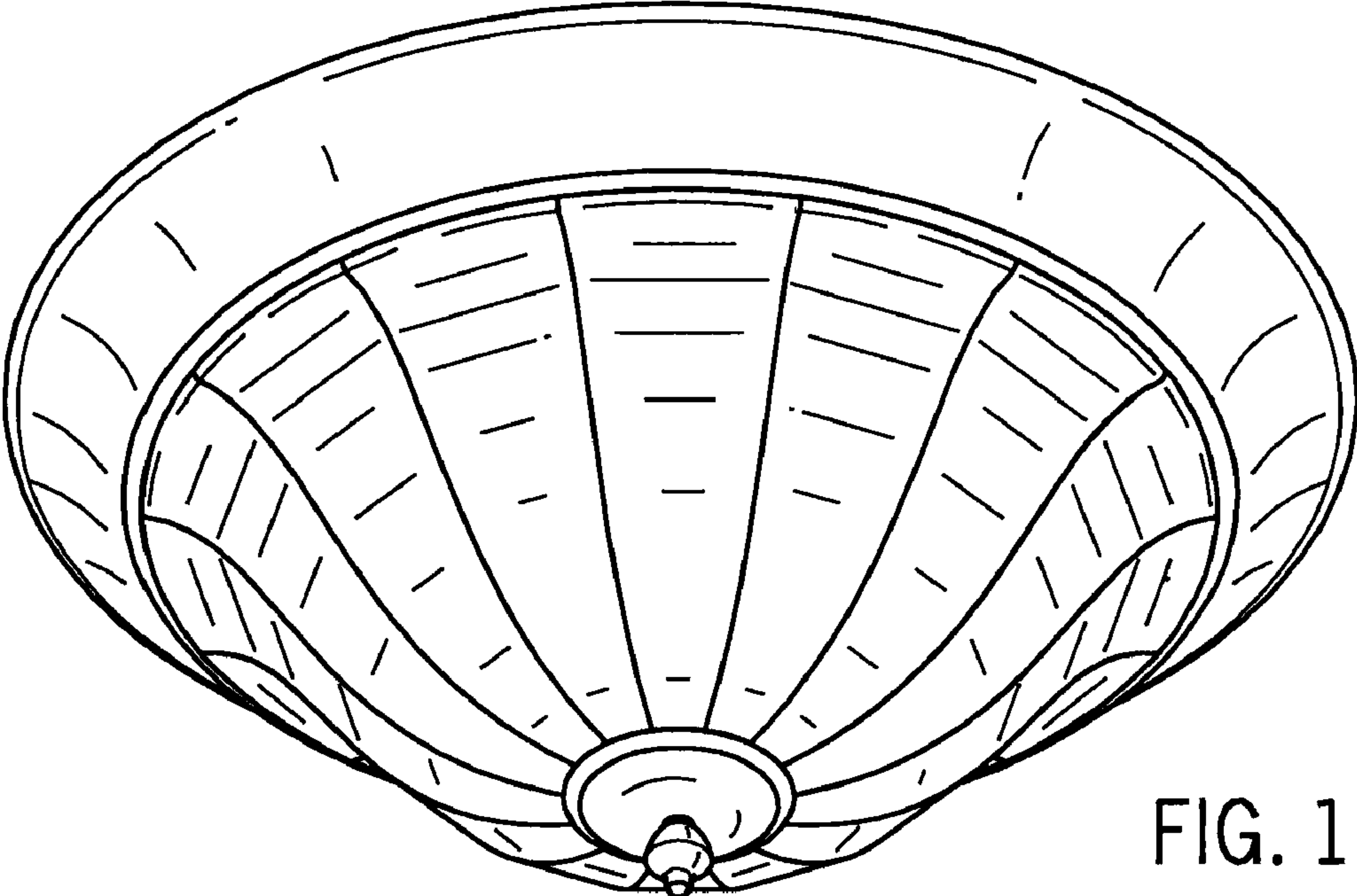


FIG. 1

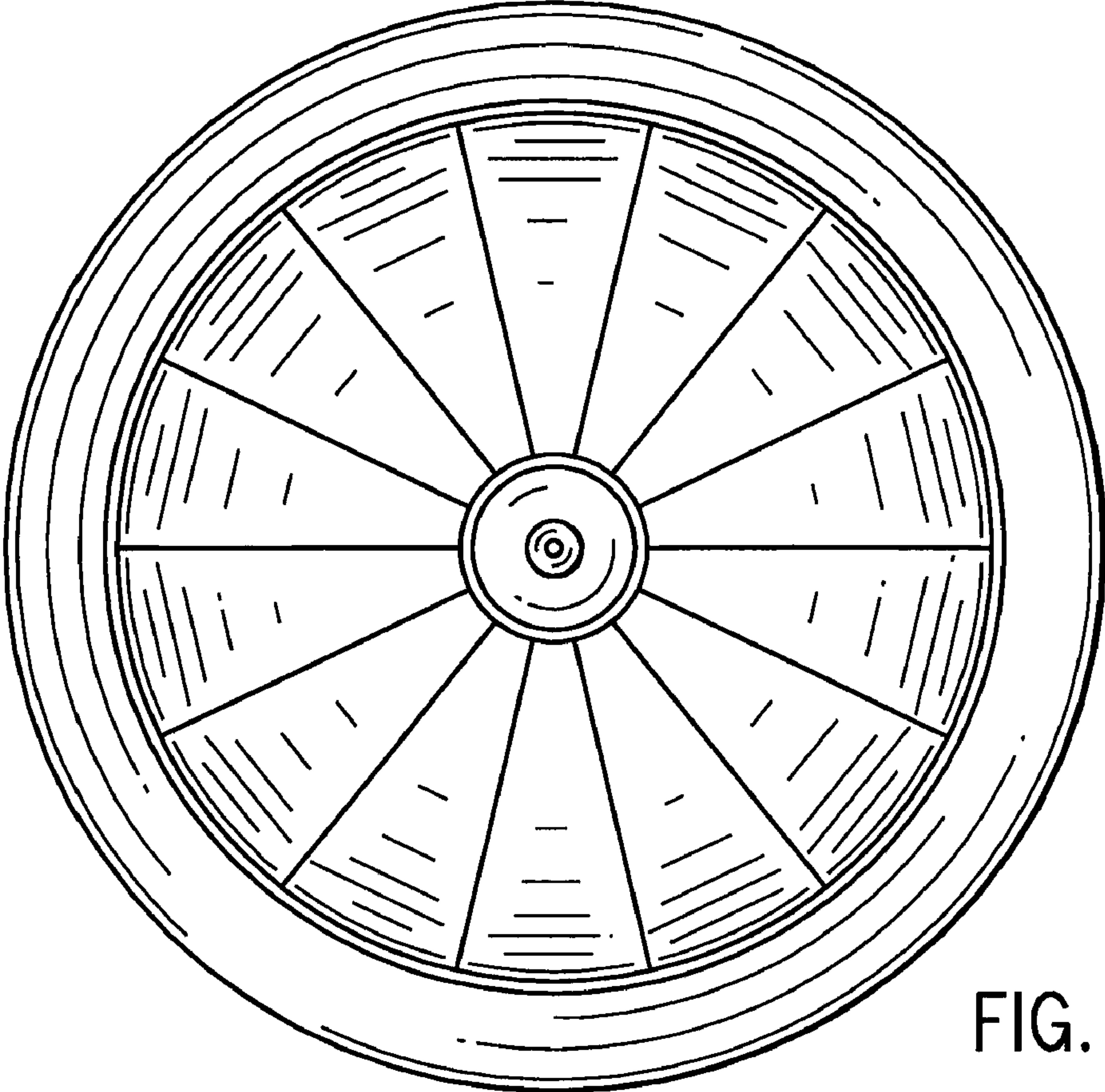


FIG. 2

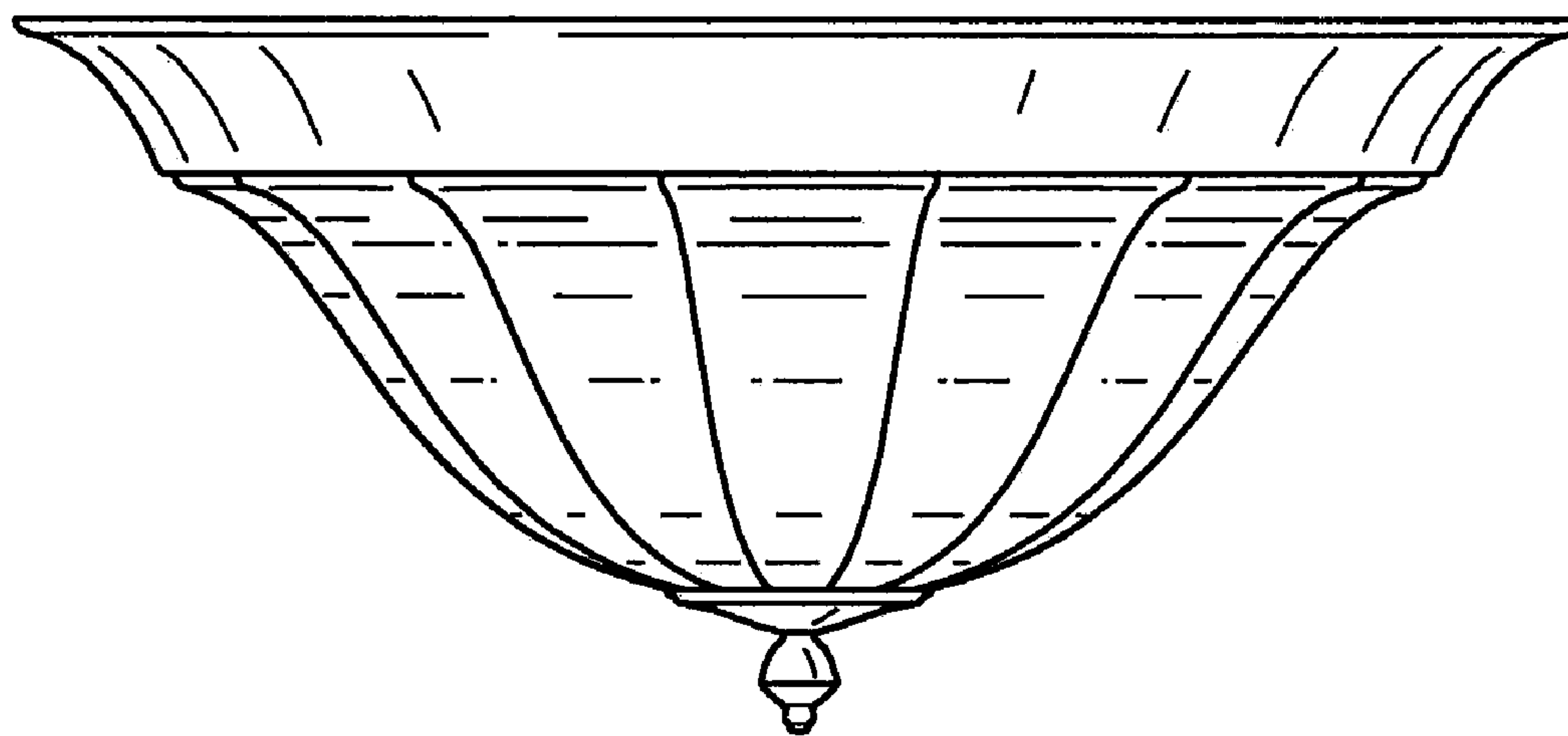


FIG. 3

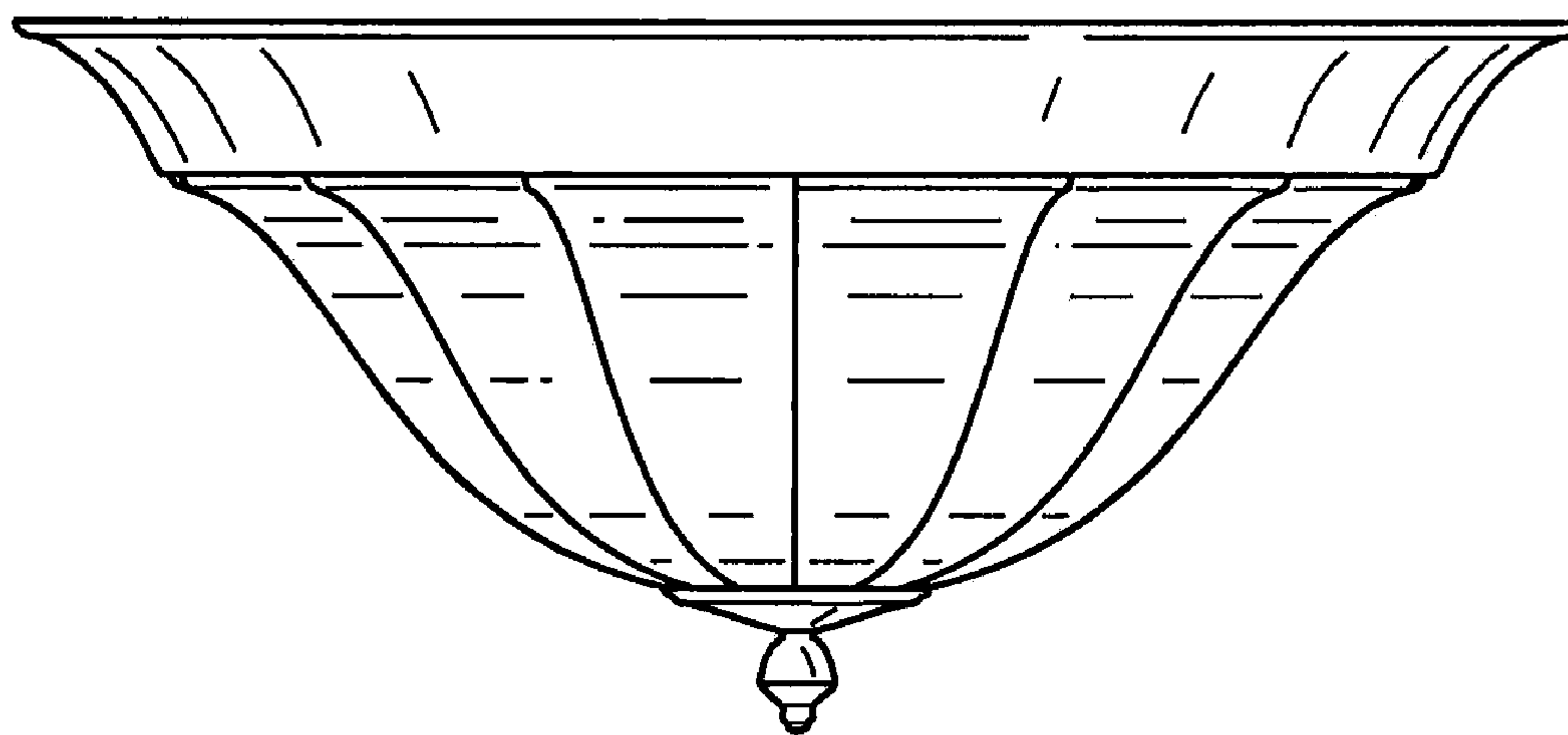


FIG. 4




FIG. 5