



US00D627893S

(12) **United States Design Patent**
Weiss

(10) **Patent No.:** **US D627,893 S**

(45) **Date of Patent:** **** Nov. 23, 2010**

(54) **NECK LACERATION PROTECTOR**

(74) *Attorney, Agent, or Firm*—Foley & Lardner LLP

(76) Inventor: **Therese Weiss**, 2317 Clark St.,
Middleton, WI (US) 53562

(57) **CLAIM**

(**) Term: **14 Years**

I claim the ornamental design for a neck laceration protector,
as shown and described.

(21) Appl. No.: **29/359,060**

DESCRIPTION

(22) Filed: **Apr. 5, 2010**

FIG. 1 is a perspective view of the neck laceration protector of
the claimed design;

(51) **LOC (9) Cl.** **24-99**

FIG. 2 is a front elevational view of the claimed design shown
in FIG. 1;

(52) **U.S. Cl.** **D24/191**

(58) **Field of Classification Search** D24/188,
D24/189, 190, 191, 192; 602/3, 4, 5, 17,
602/18, 20, 21, 62; 128/77, 94, 97.1, 869,
128/874, 878, 879, 880; 2/98, 468; 607/109
See application file for complete search history.

FIG. 3 is a top elevational view of the claimed design shown
in FIG. 1;

FIG. 4 is a bottom elevational view of the claimed design
shown in FIG. 1;

(56) **References Cited**

U.S. PATENT DOCUMENTS

5,153,941	A *	10/1992	Grilliot et al.	2/98
5,794,276	A *	8/1998	Walker	2/468
6,044,498	A *	4/2000	Schumann et al.	2/468
6,183,501	B1 *	2/2001	Latham	607/109
D592,310	S *	5/2009	Leatt et al.	D24/191
D594,128	S *	6/2009	Krinsky et al.	D24/191
D605,300	S *	12/2009	Mazzarolo et al.	D24/191
D609,815	S *	2/2010	Patterson	D24/191

FIG. 5 is a right side elevational view of the claimed design
shown in FIG. 1;

FIG. 6 is a left side elevational view of the claimed design
shown in FIG. 1;

FIG. 7 is back elevational view of the claimed design shown
in FIG. 1; and,

FIG. 8 is a perspective view of the claimed design of FIG. 1,
showing how it is used.

* cited by examiner

The ornamental design which is claimed is shown in solid
lines in the drawings. The broken lines in the drawings are for
illustrative purposes only and form no part of the claimed
design.

Primary Examiner—Robert M Spear
Assistant Examiner—Barbara B Lohr

1 Claim, 4 Drawing Sheets

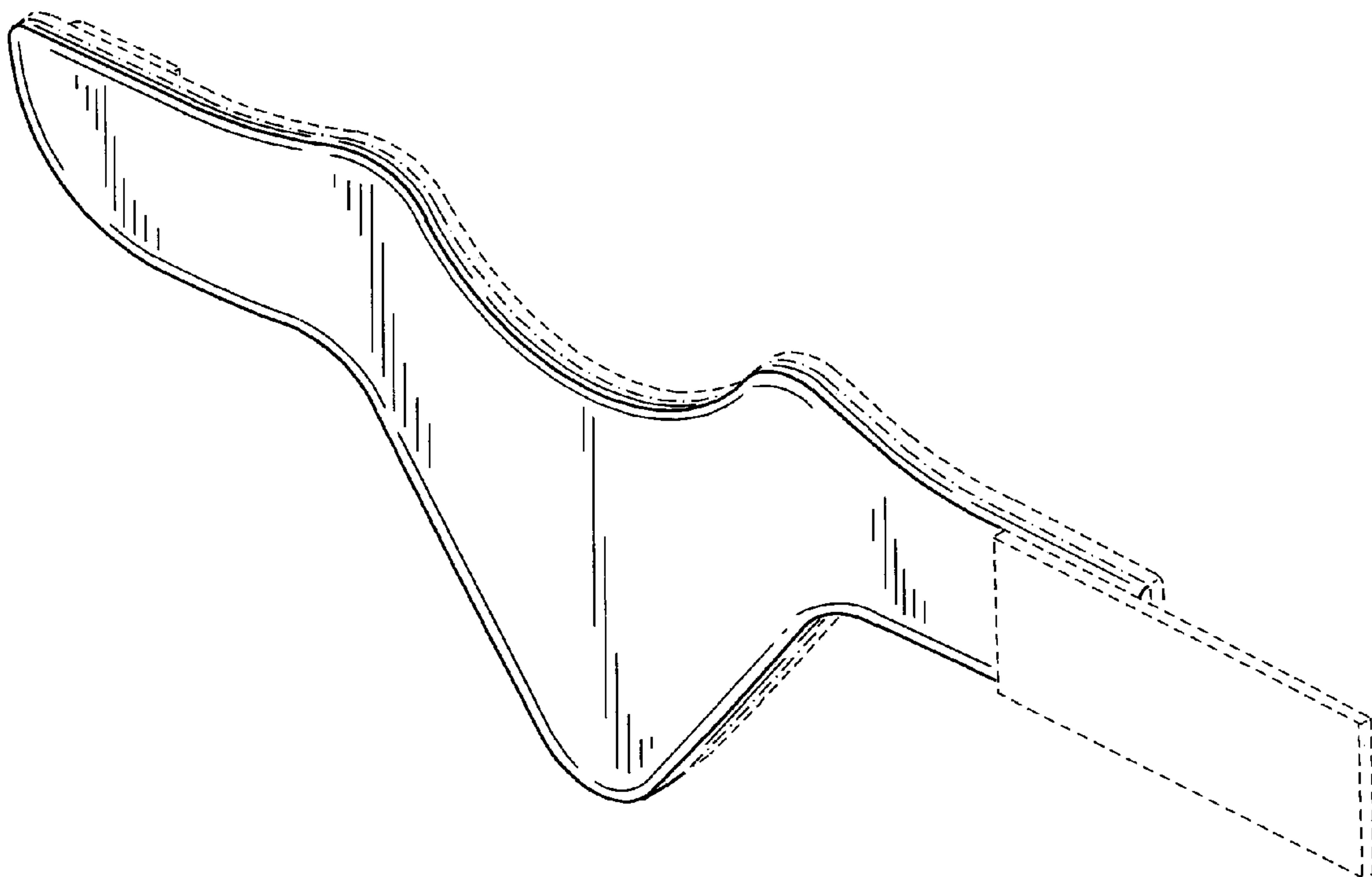


FIG. 1

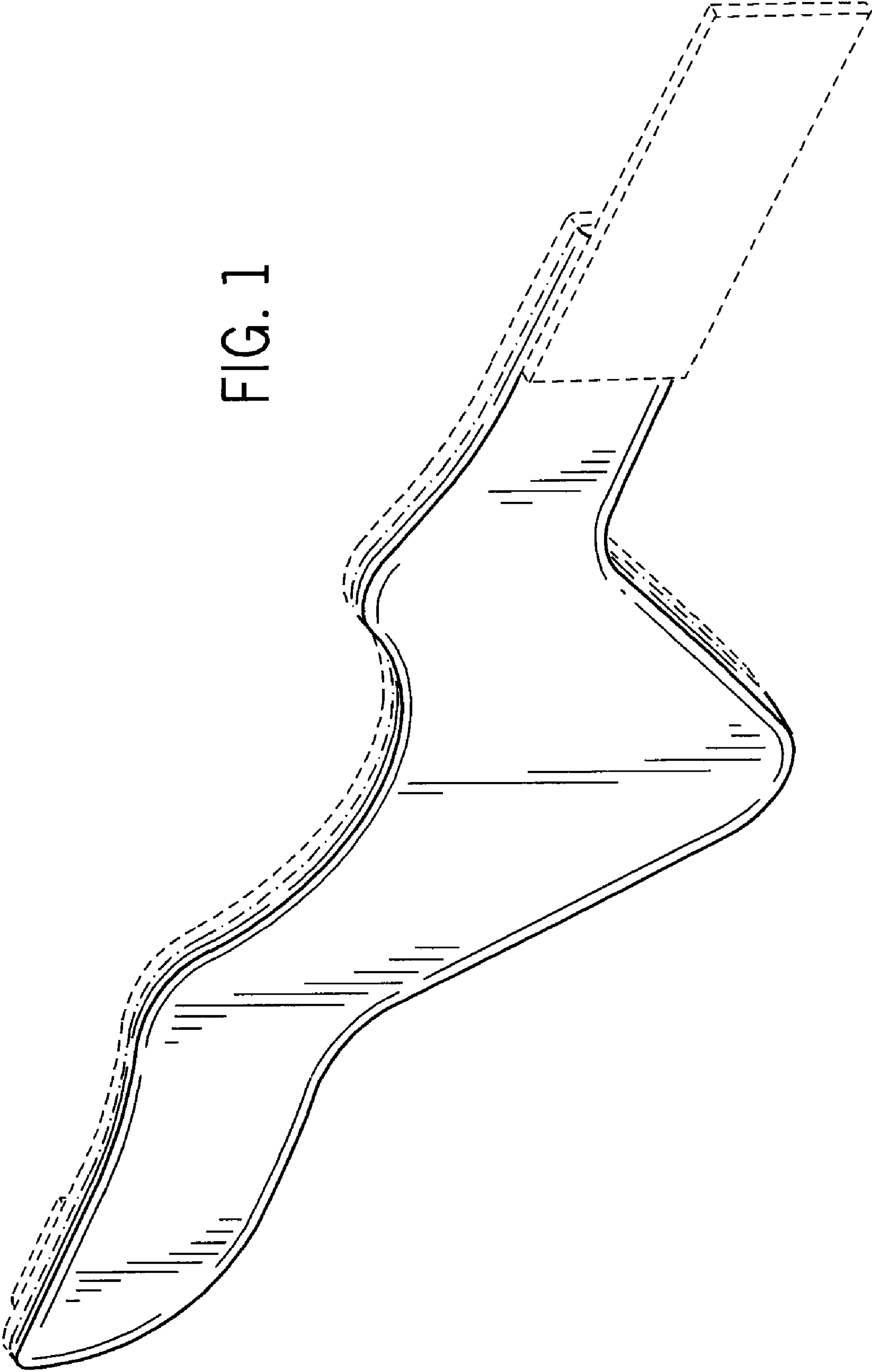


FIG. 2

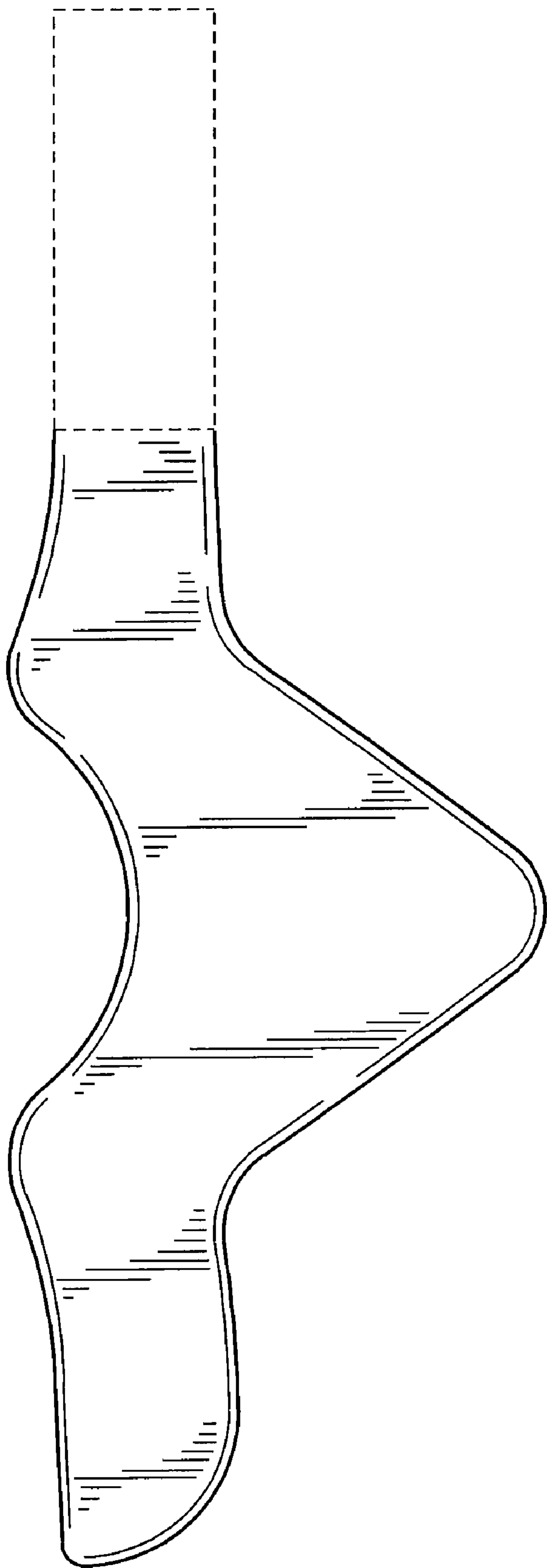


FIG. 3

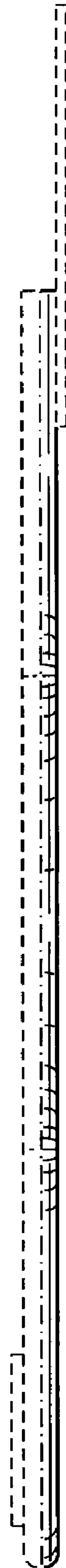




FIG. 4

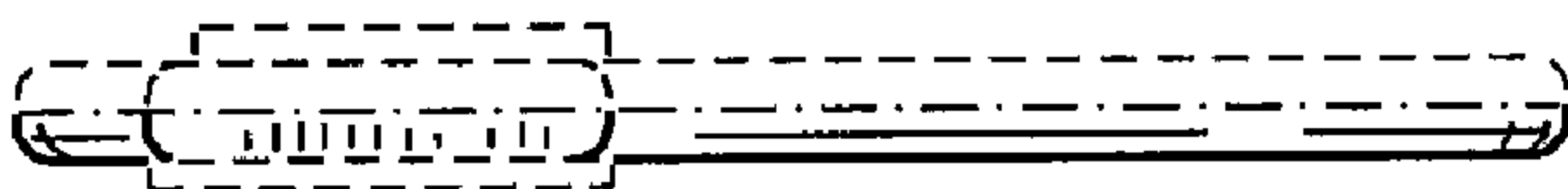


FIG. 5

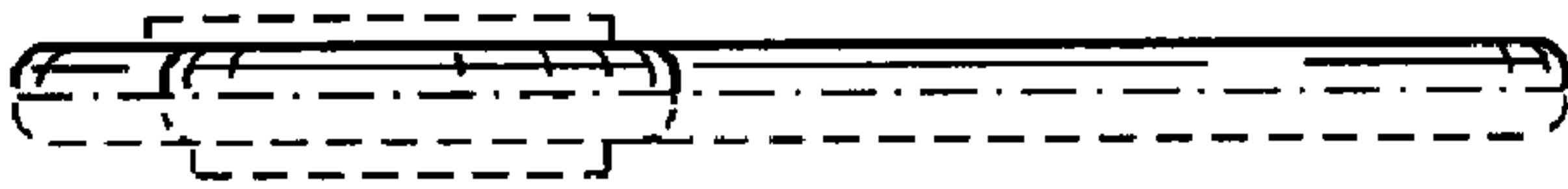


FIG. 6

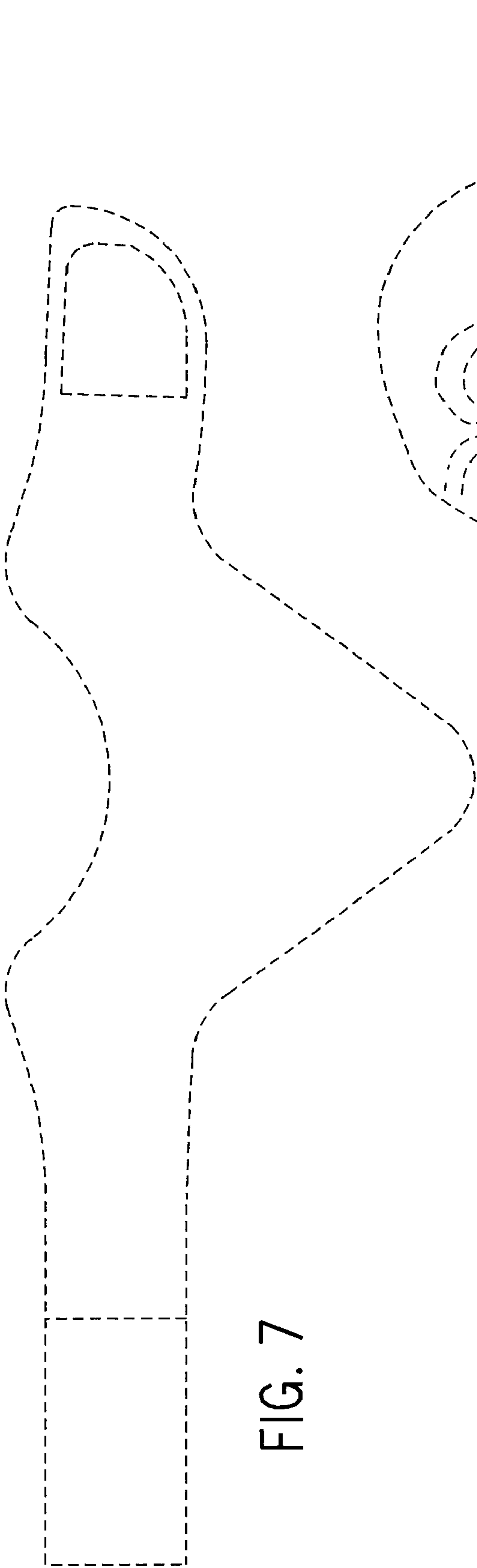


FIG. 7

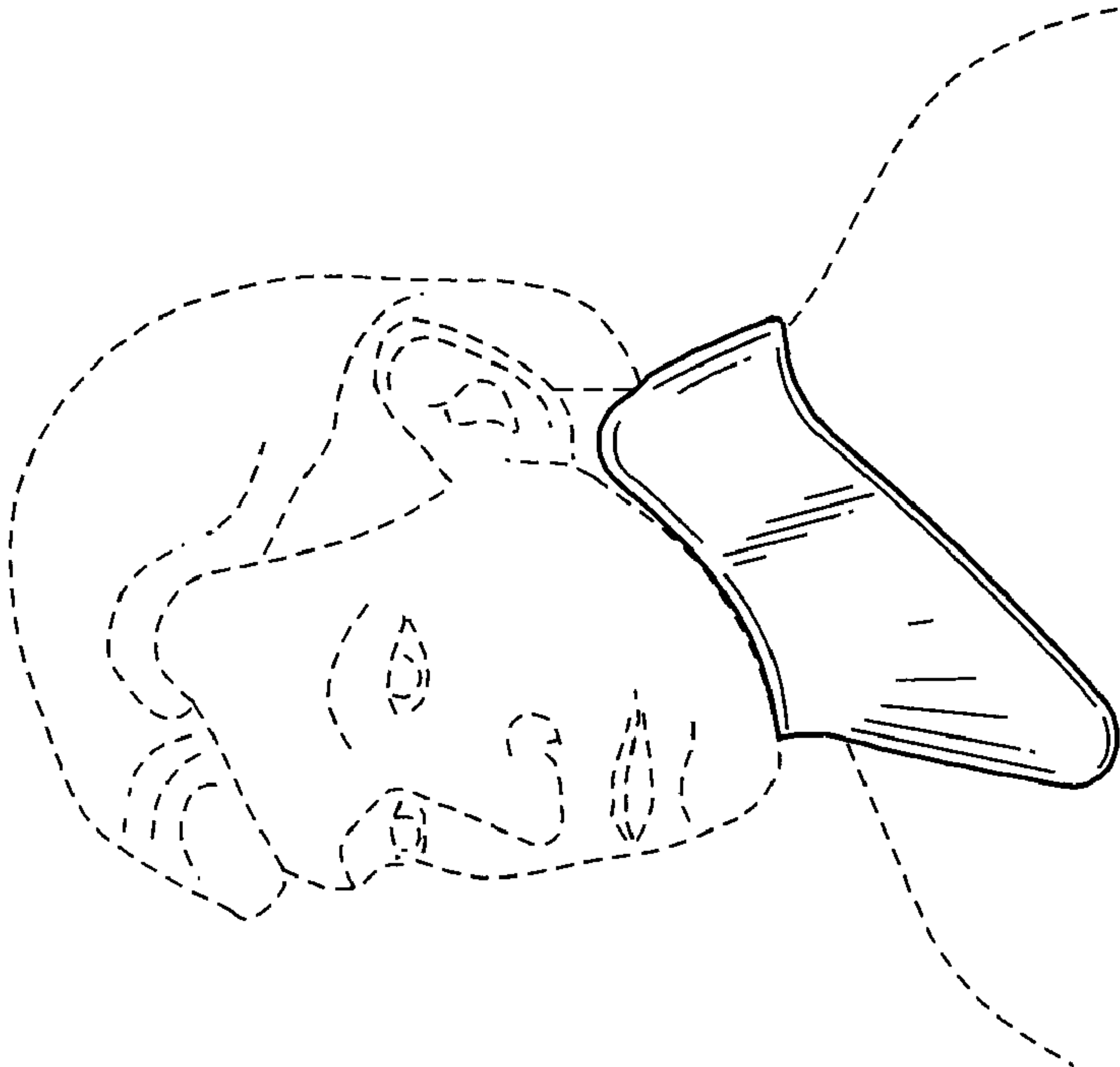


FIG. 8