



US00D627842S

(12) **United States Design Patent**
Gray et al.

(10) **Patent No.:** **US D627,842 S**

(45) **Date of Patent:** **** Nov. 23, 2010**

(54) **WOOD-TYPE GOLF CLUB HEAD**

D578,587 S 10/2008 Hoffman et al.

(75) Inventors: **Steven D. Gray**, Poway, CA (US);
Robert Nunez, San Diego, CA (US)

D579,064 S 10/2008 Beach et al.

D579,065 S 10/2008 Yi et al.

D579,066 S 10/2008 Dipert et al.

(73) Assignee: **Taylor Made Golf Company, Inc.**,
Carlsbad, CA (US)

(**) Term: **14 Years**

(Continued)

(21) Appl. No.: **29/353,675**

Primary Examiner—Mitchell I Siegel

(74) *Attorney, Agent, or Firm*—Klarquist Sparkman, LLP

(22) Filed: **Jan. 12, 2010**

(57) **CLAIM**

(51) **LOC (9) Cl.** **21-02**

(52) **U.S. Cl.** **D21/759**

(58) **Field of Classification Search** D21/733,
D21/752, 759; 473/324–331, 343–346

See application file for complete search history.

We claim the ornamental design for a wood-type golf club head, as shown and described.

DESCRIPTION

(56) **References Cited**

U.S. PATENT DOCUMENTS

D351,441 S *	10/1994	Iinuma et al.	D21/752
D366,079 S *	1/1996	Kenmi	D21/752
D366,684 S *	1/1996	Lin	D21/752
D371,815 S *	7/1996	Kenmi	D21/752
D425,953 S *	5/2000	Glod	D21/759
D433,073 S	10/2000	Sodano		
D435,615 S	12/2000	Besnard et al.		
D469,141 S	1/2003	Poynor et al.		
D470,555 S	2/2003	Burnett et al.		
D471,941 S	3/2003	Burnett et al.		
D490,488 S	5/2004	Hoffmann et al.		
6,780,121 B2	8/2004	Herber		
D518,129 S	3/2006	Poynor et al.		
D520,586 S	5/2006	Bingman		
D521,091 S	5/2006	Mahaffey et al.		
D521,093 S	5/2006	Jorgensen et al.		
D523,502 S	6/2006	Jorgensen		
D534,229 S	12/2006	Barez et al.		
D534,598 S	1/2007	Barez et al.		
D541,364 S	4/2007	Barez et al.		
D561,856 S	2/2008	Barez et al.		
D568,953 S	5/2008	Harbert et al.		
D569,465 S	5/2008	Yi et al.		

FIG. 1 is a perspective view of a wood-type golf club head, as viewed from the rear, below and one side, according to one embodiment.

FIG. 2 is a front elevation view of the wood-type golf club head of FIG. 1.

FIG. 3 is a rear elevation view of the wood-type golf club head of FIG. 1.

FIG. 4 is a side elevation view of the toe of the wood-type golf club head of FIG. 1.

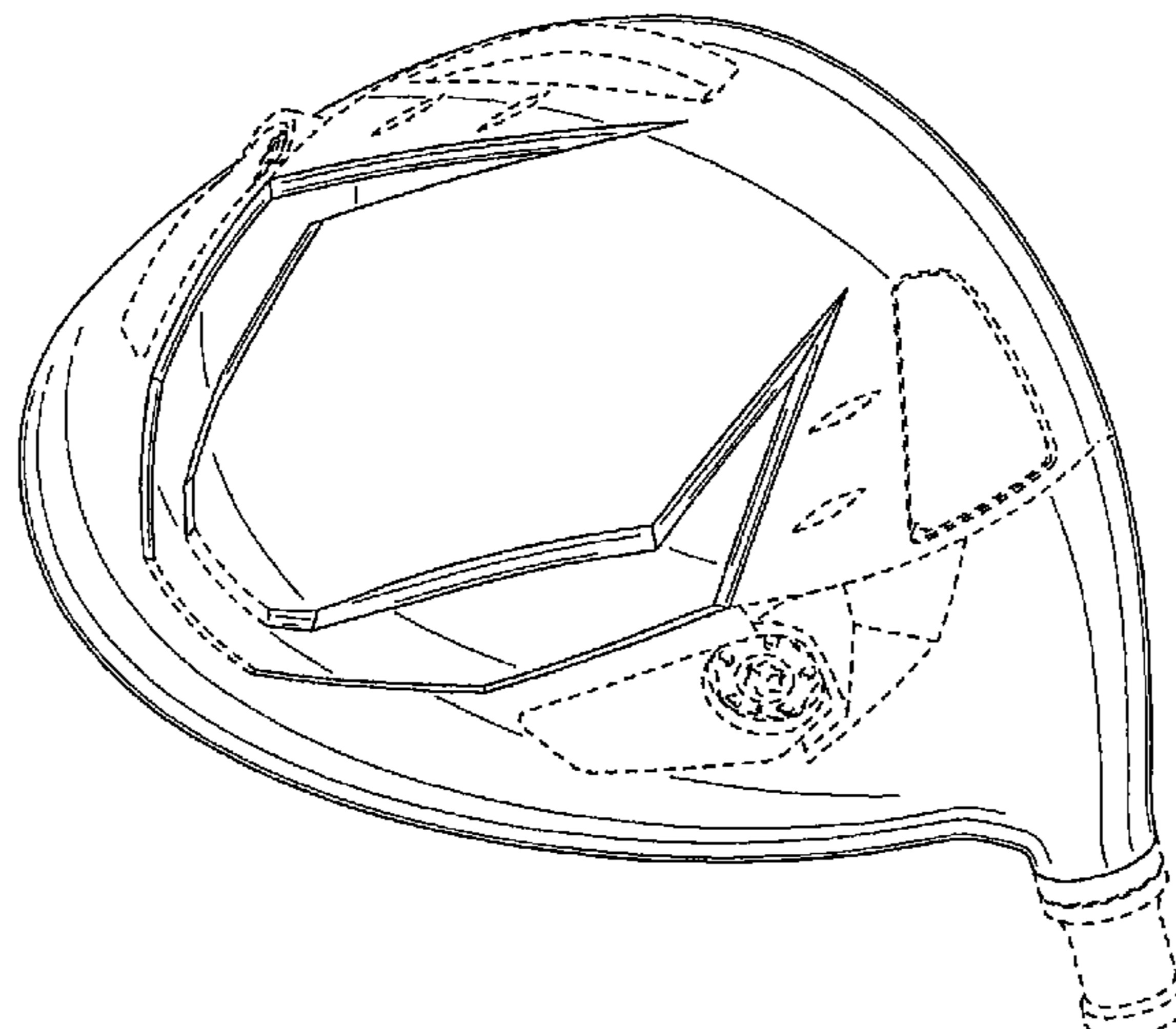
FIG. 5 is a side elevation view of the heel of the wood-type golf club head of FIG. 1.

FIG. 6 is a top plan view of the wood-type golf club head of FIG. 1; and,

FIG. 7 is a bottom plan view of the wood-type golf club head of FIG. 1.

The dashed lines in the drawings are for illustrative purpose only and form no part of the claimed design.

1 Claim, 4 Drawing Sheets



US D627,842 S

Page 2

U.S. PATENT DOCUMENTS

D579,067 S	10/2008	Hoffman et al.	D596,252 S	7/2009	Jertson et al.	
D580,504 S	11/2008	Bosilkovski et al.	D597,620 S *	8/2009	Taylor et al.	D21/752
D583,432 S	12/2008	Serrano et al.	D598,062 S	8/2009	Dipert et al.	
D588,217 S	3/2009	Jertson et al.	D603,919 S *	11/2009	Gray et al.	D21/752
D588,659 S	3/2009	Jertson et al.	D604,376 S *	11/2009	Darley et al.	D21/752
D591,810 S	5/2009	Murphy et al.	D605,714 S *	12/2009	Barez et al.	D21/752
D591,816 S	5/2009	Vehse et al.	D605,715 S *	12/2009	Barez et al.	D21/752
D591,817 S	5/2009	Murphy et al.	D606,145 S *	12/2009	Kim et al.	D21/752
D592,721 S *	5/2009	Foster et al.	D614,711 S *	4/2010	Harbert et al.	D21/752
			D622,338 S *	8/2010	Kohno	D21/752

* cited by examiner

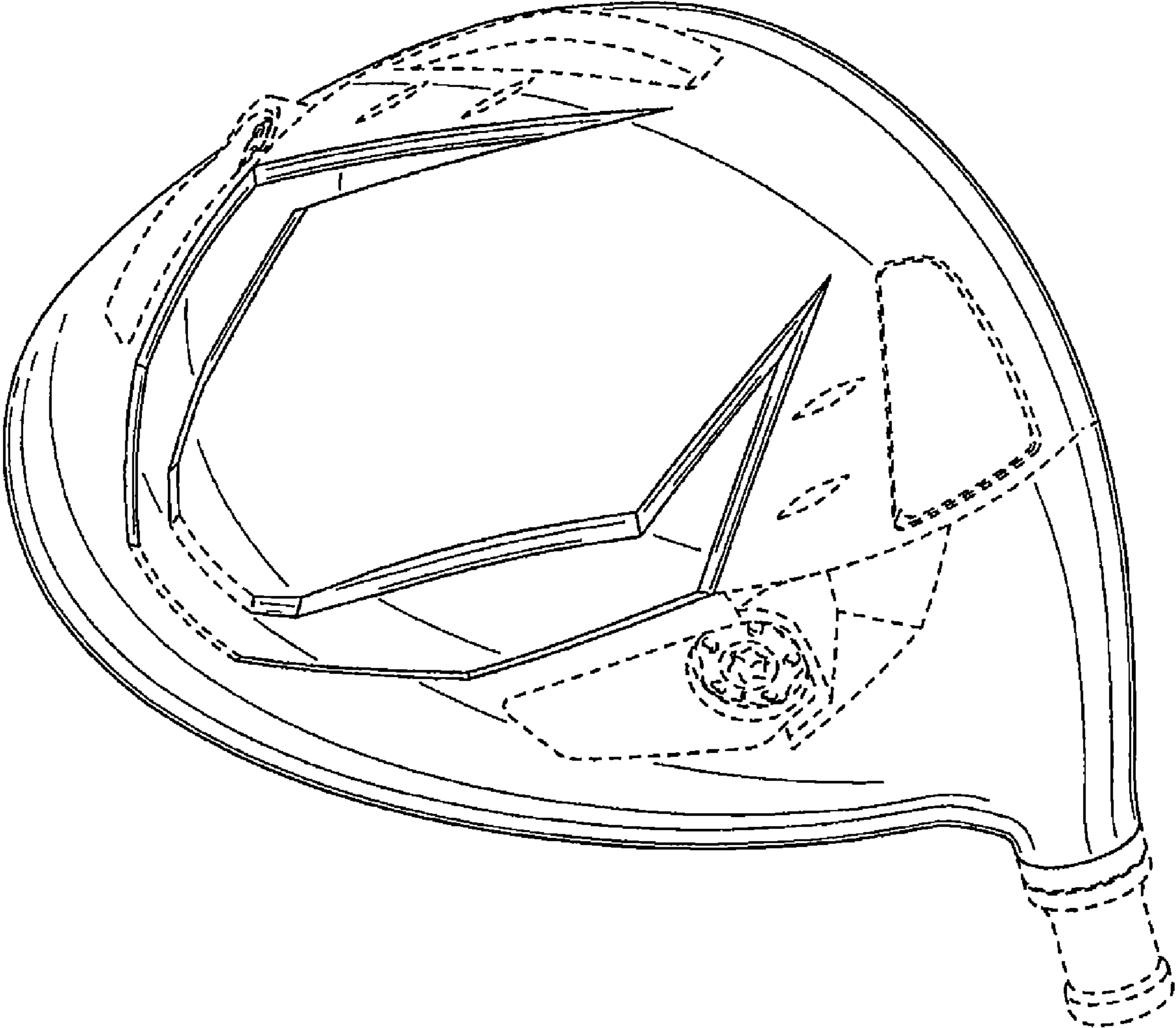


FIG. 1

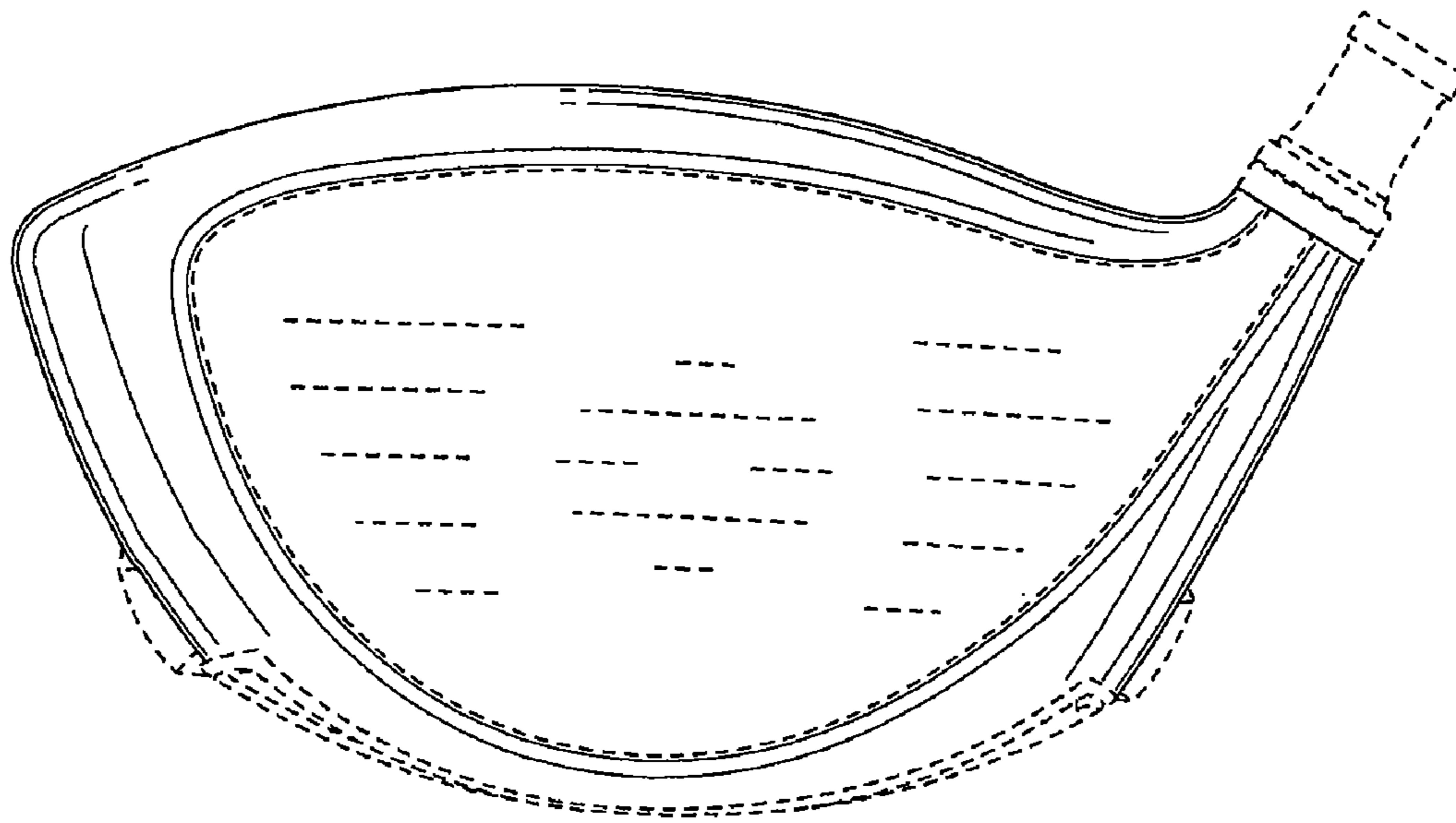


FIG. 2

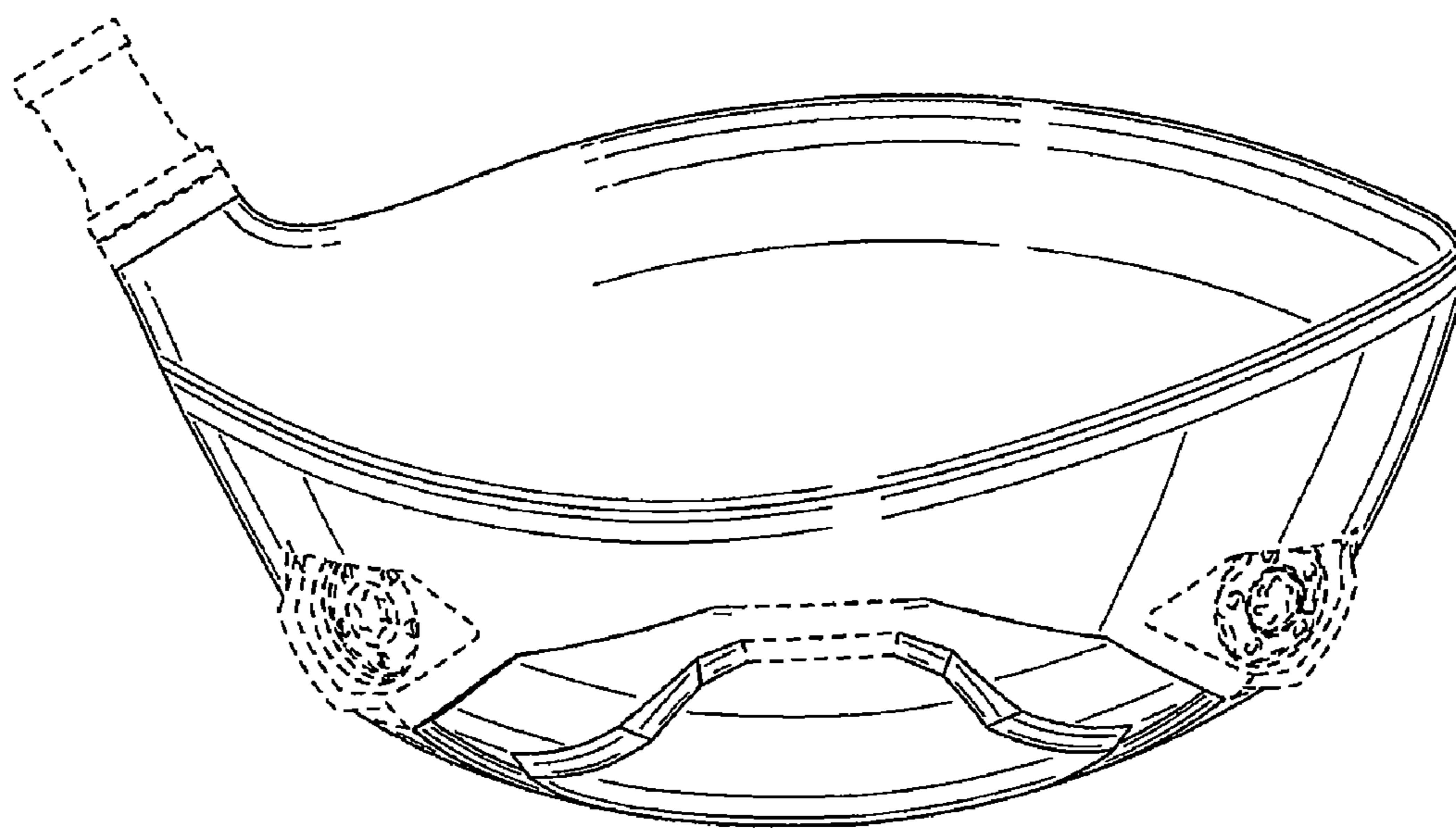


FIG. 3

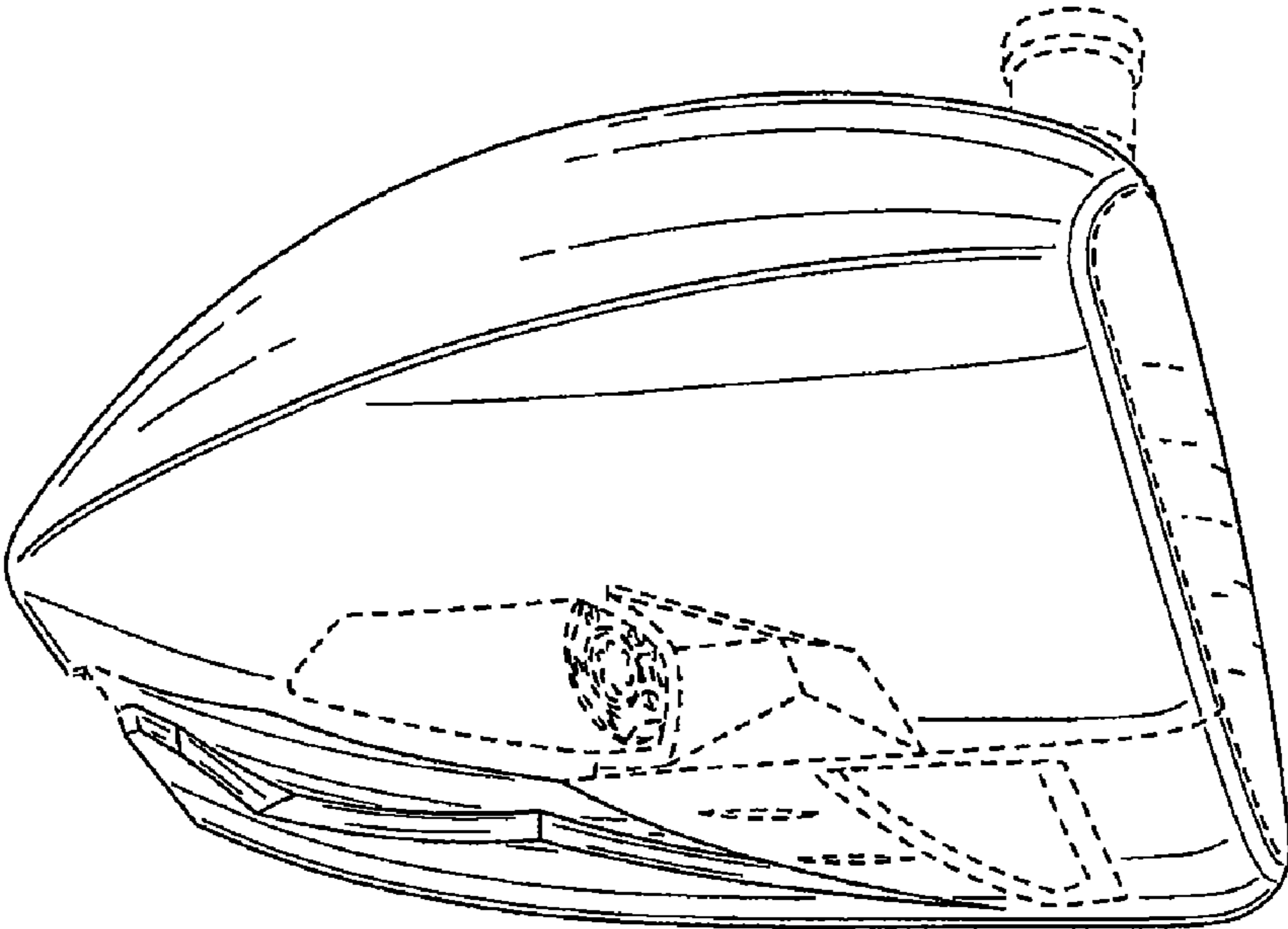


FIG. 4

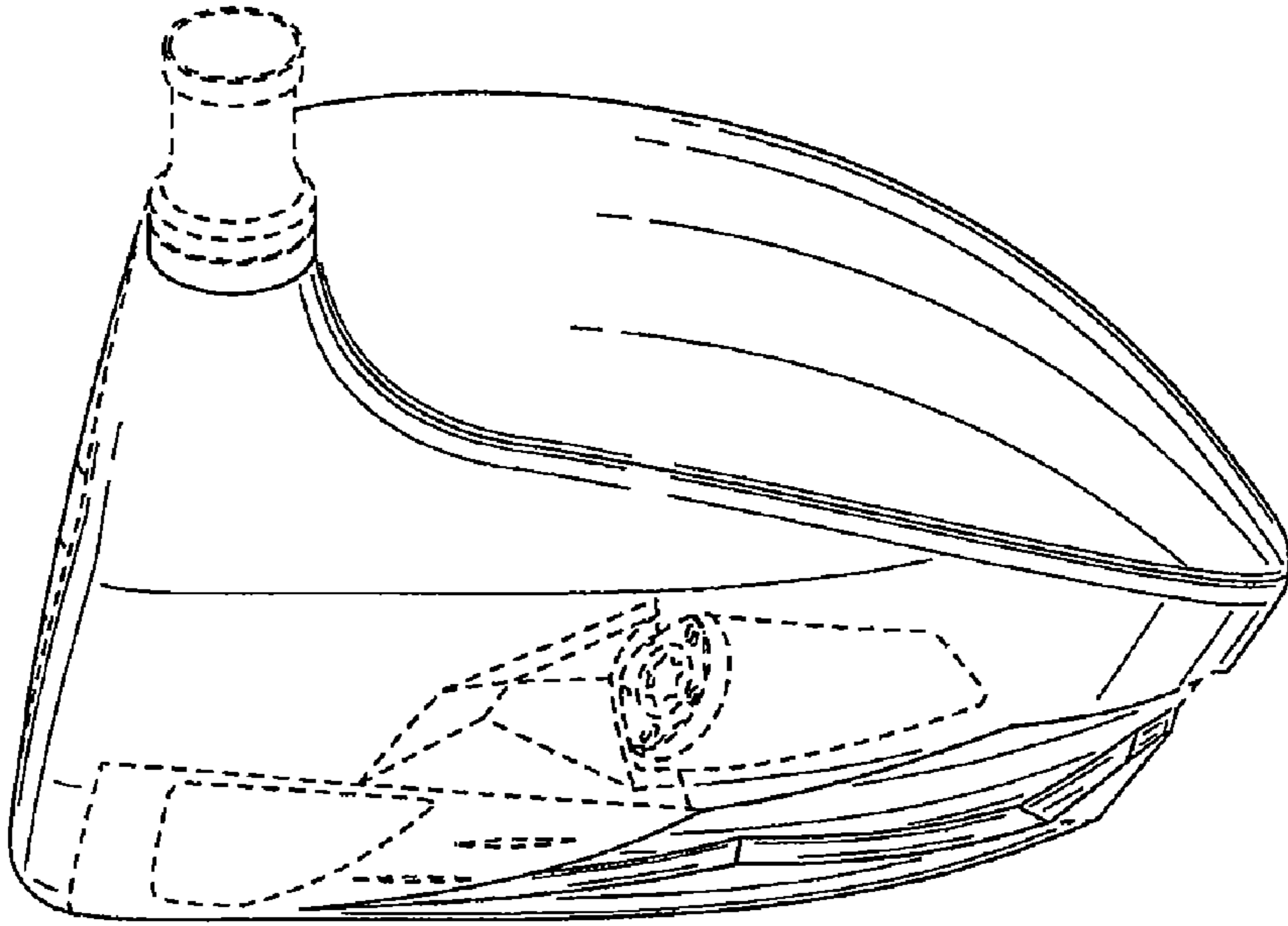


FIG. 5

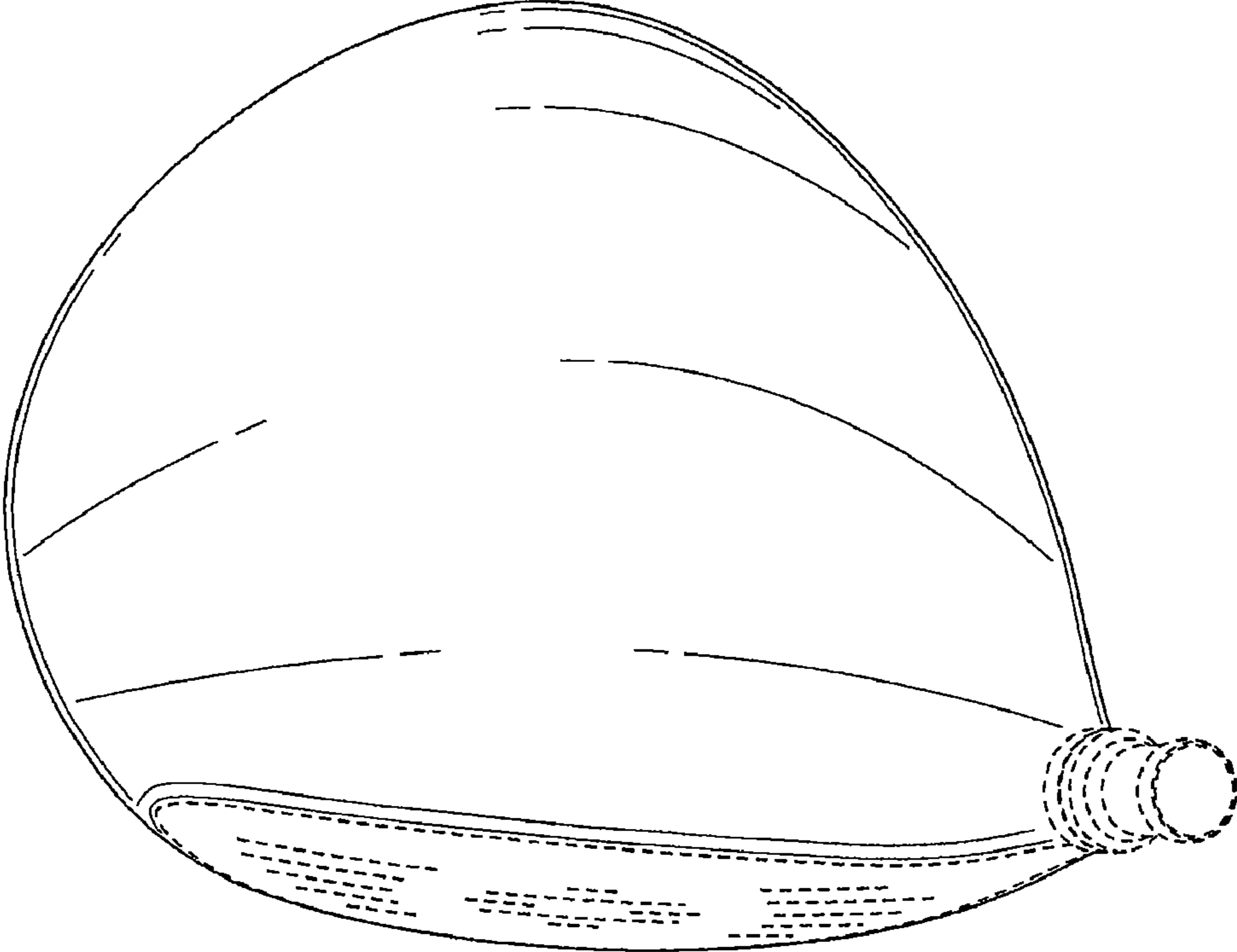


FIG. 6

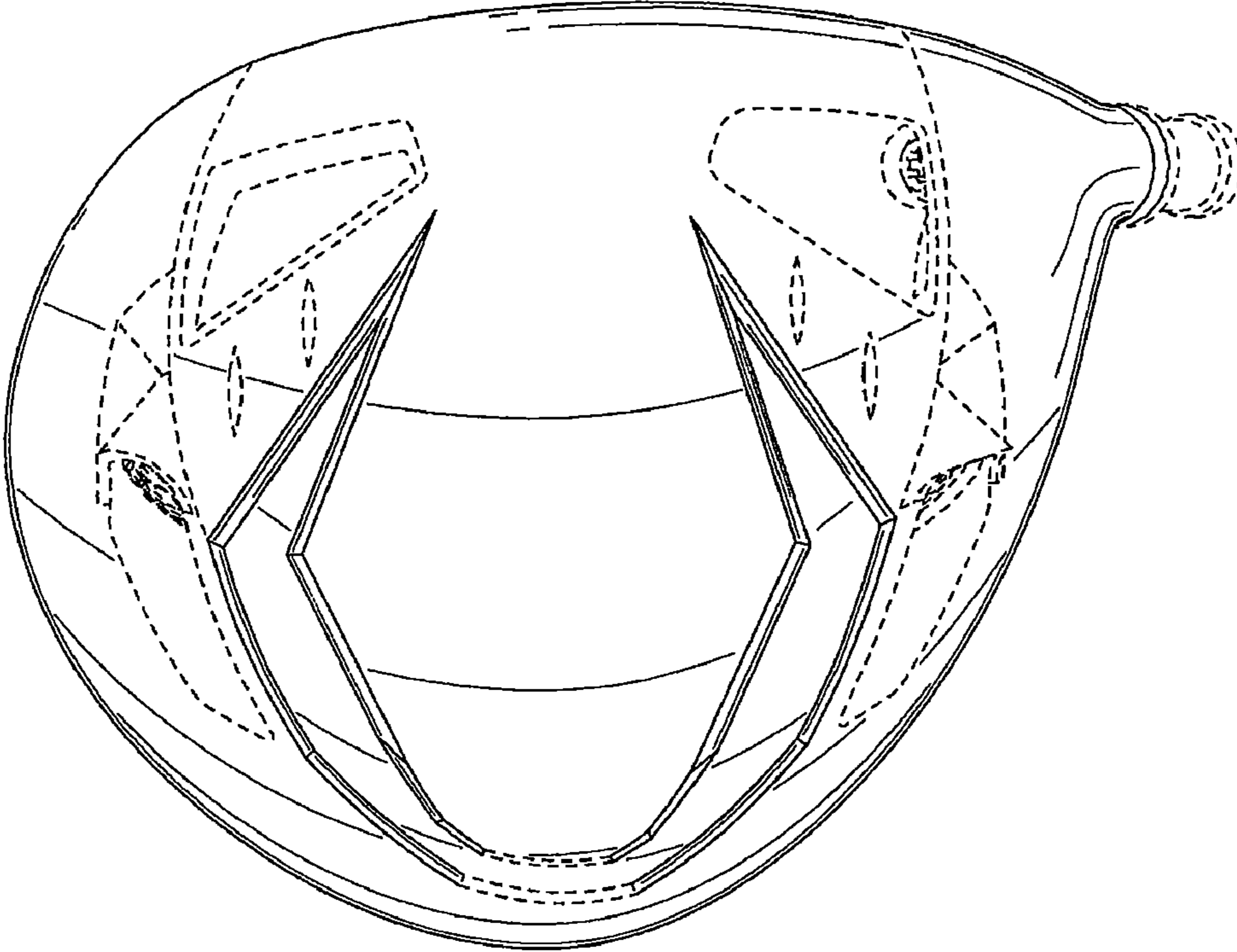


FIG. 7