

US00D627841S

(12) **United States Design Patent**
Estrada, Jr. et al.

(10) **Patent No.:** **US D627,841 S**

(45) **Date of Patent:** **** Nov. 23, 2010**

(54) **BATTING SKILLS DEVELOPMENT DEVICE**

(75) Inventors: **Marco Estrada, Jr.**, El Segundo, CA
(US); **Marco Estrada, Sr.**, El Segundo,
CA (US)

(73) Assignee: **Estrada Beisbol LLC**, El Segundo, CA
(US)

(**) Term: **14 Years**

(21) Appl. No.: **29/357,064**

(22) Filed: **Mar. 5, 2010**

Related U.S. Application Data

(63) Continuation of application No. PCT/US2009/
064515, filed on Nov. 16, 2009.

(51) **LOC (9) Cl.** **21-02**

(52) **U.S. Cl.** **D21/753**

(58) **Field of Classification Search** D21/680,
D21/725, 753; 473/564–568, 437, 457
See application file for complete search history.

(56) **References Cited**

U.S. PATENT DOCUMENTS

2,608,409	A *	8/1952	Pinkerton	473/256
3,833,217	A	9/1974	Greaney		
5,050,877	A *	9/1991	Wales	473/437
5,786,574	A *	7/1998	Garnett	219/529
6,234,924	B1 *	5/2001	Washburn, Jr.	473/568
6,533,685	B1 *	3/2003	Otten et al.	473/437
6,739,989	B2 *	5/2004	Liberatore	473/457
7,128,667	B2 *	10/2006	Nolan	473/457
7,344,457	B2 *	3/2008	Liberatore	473/457

7,540,813	B2 *	6/2009	Liberatore	473/457
7,686,711	B2 *	3/2010	Miller	473/437
2003/0224883	A1 *	12/2003	Liberatore	473/457
2003/0232668	A1 *	12/2003	Liberatore	473/457
2004/0063519	A1 *	4/2004	Liberatore	473/457
2004/0209711	A1 *	10/2004	Liberatore	473/457
2008/0146384	A1	6/2008	Hansen et al.		

* cited by examiner

Primary Examiner—Mitchell I Siegel

(74) *Attorney, Agent, or Firm*—Mind Law Firm; Justin G. Sanders; Jerome V. Sartain

(57) **CLAIM**

The ornamental design for a batting skills development device, as shown and described.

DESCRIPTION

FIG. 1 is a perspective view showing an exemplary embodiment of our new batting skills development device design;

FIG. 2 is a front view thereof;

FIG. 3 is a rear view thereof;

FIG. 4 is a left side view thereof;

FIG. 5 is a right side view thereof;

FIG. 6 is a top view thereof;

FIG. 7 is a bottom view thereof; and,

FIG. 8 is a perspective view of an exemplary embodiment of the present design removably engaged on a baseball bat.

The broken lines are for illustrative purposes only and form no part of the claimed design.

1 Claim, 3 Drawing Sheets






Fig. 1

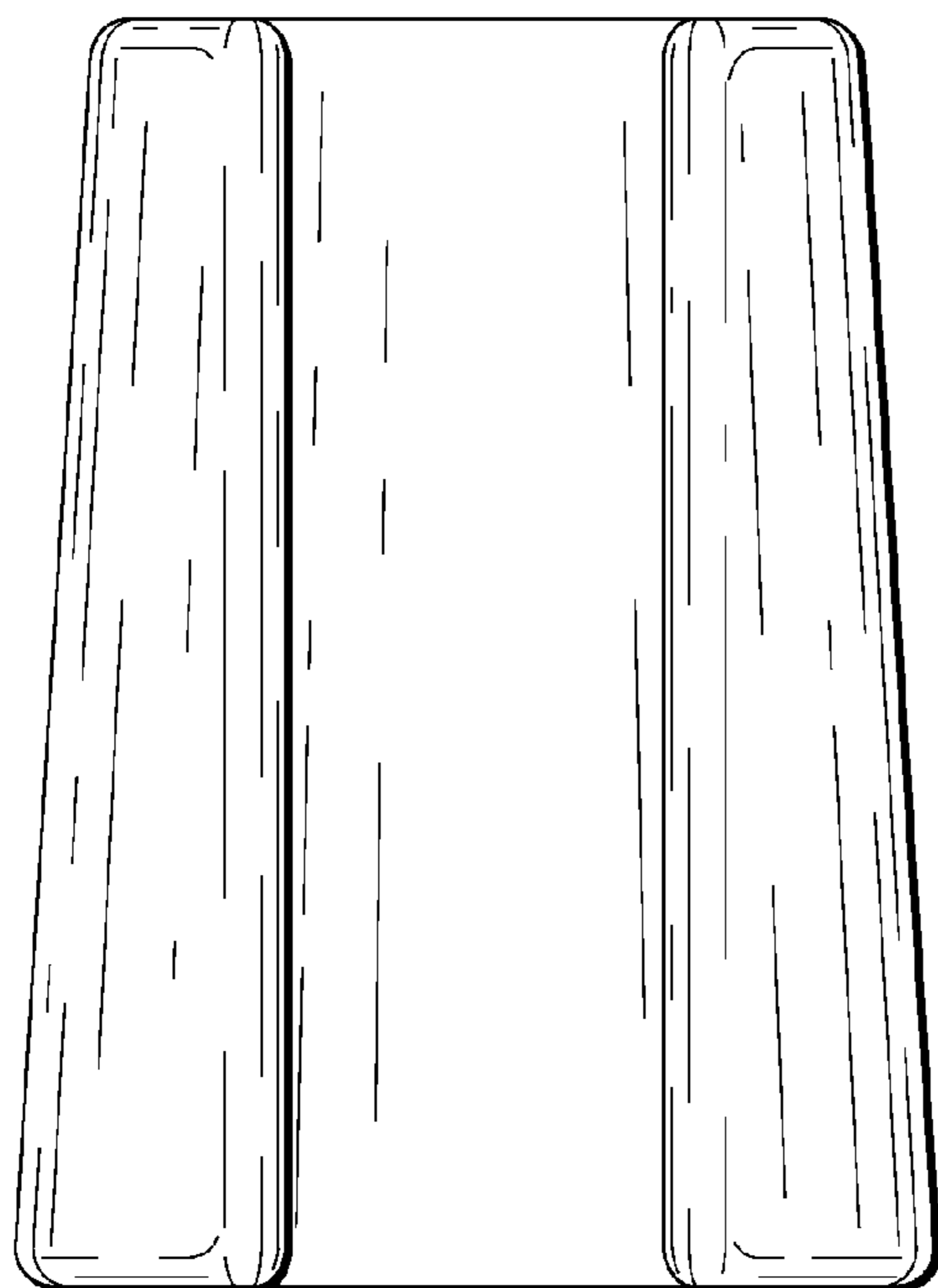


Fig. 2




Fig. 3

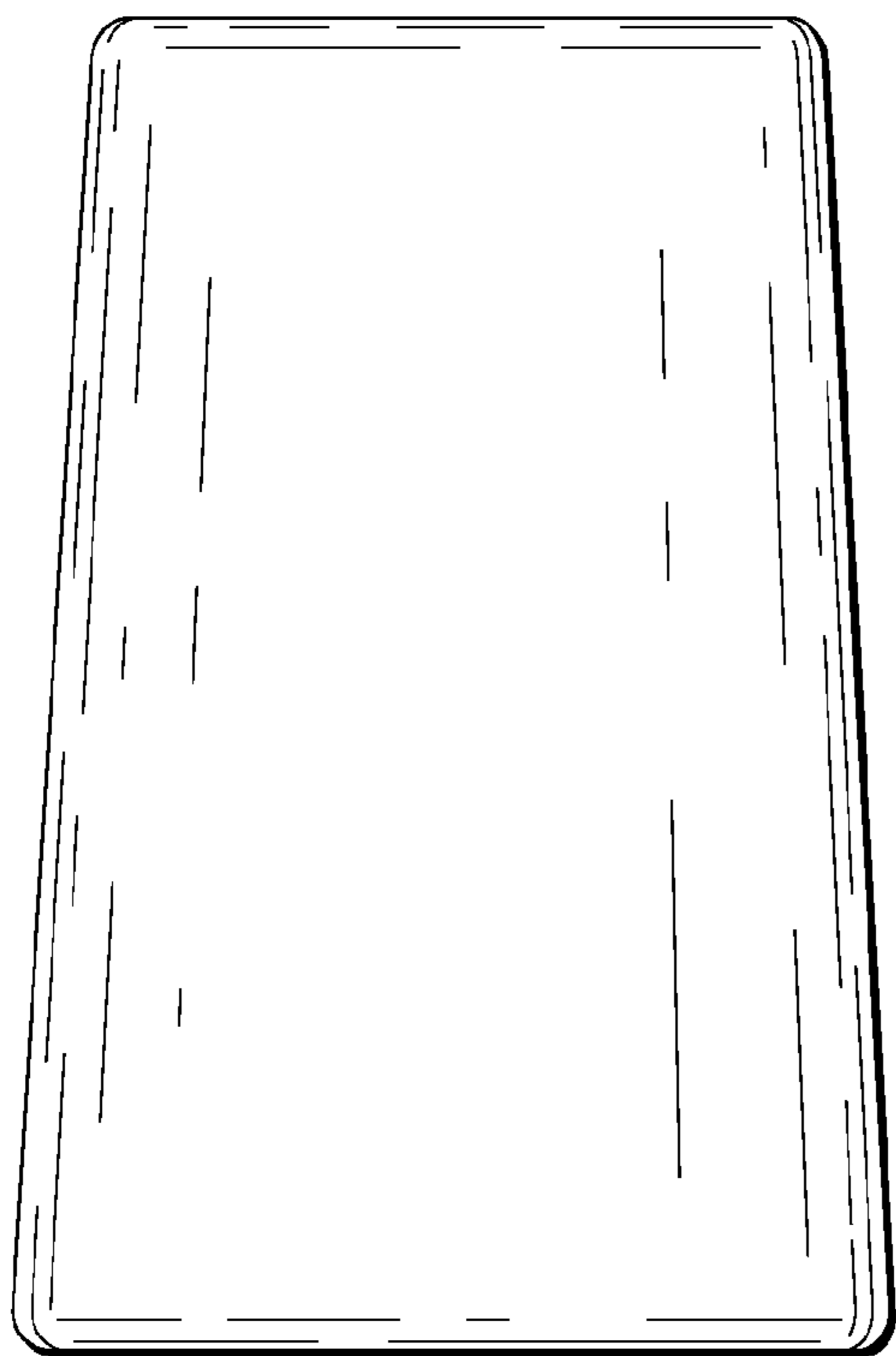


Fig. 4




Fig. 5

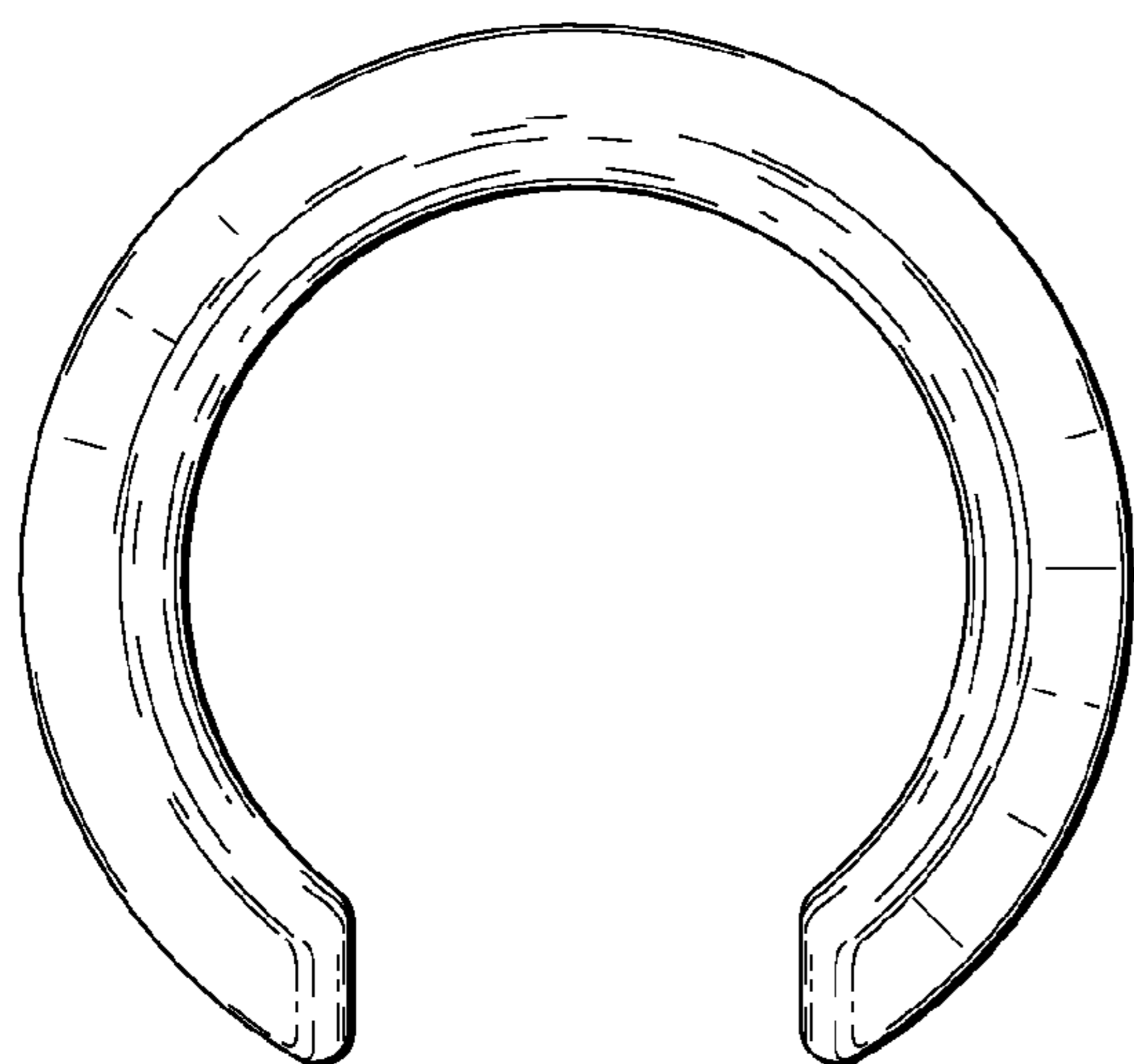


Fig. 6

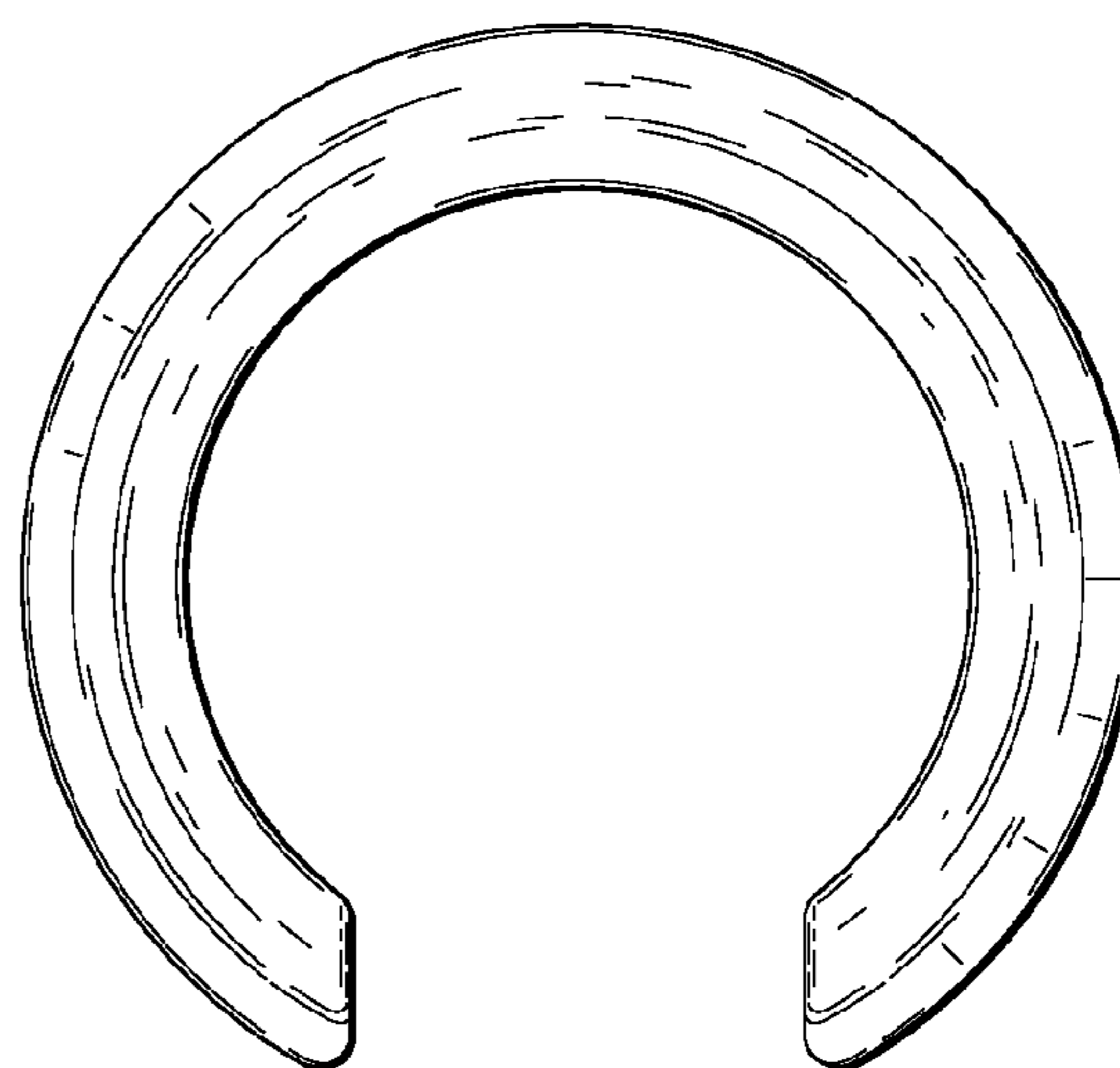


Fig. 7

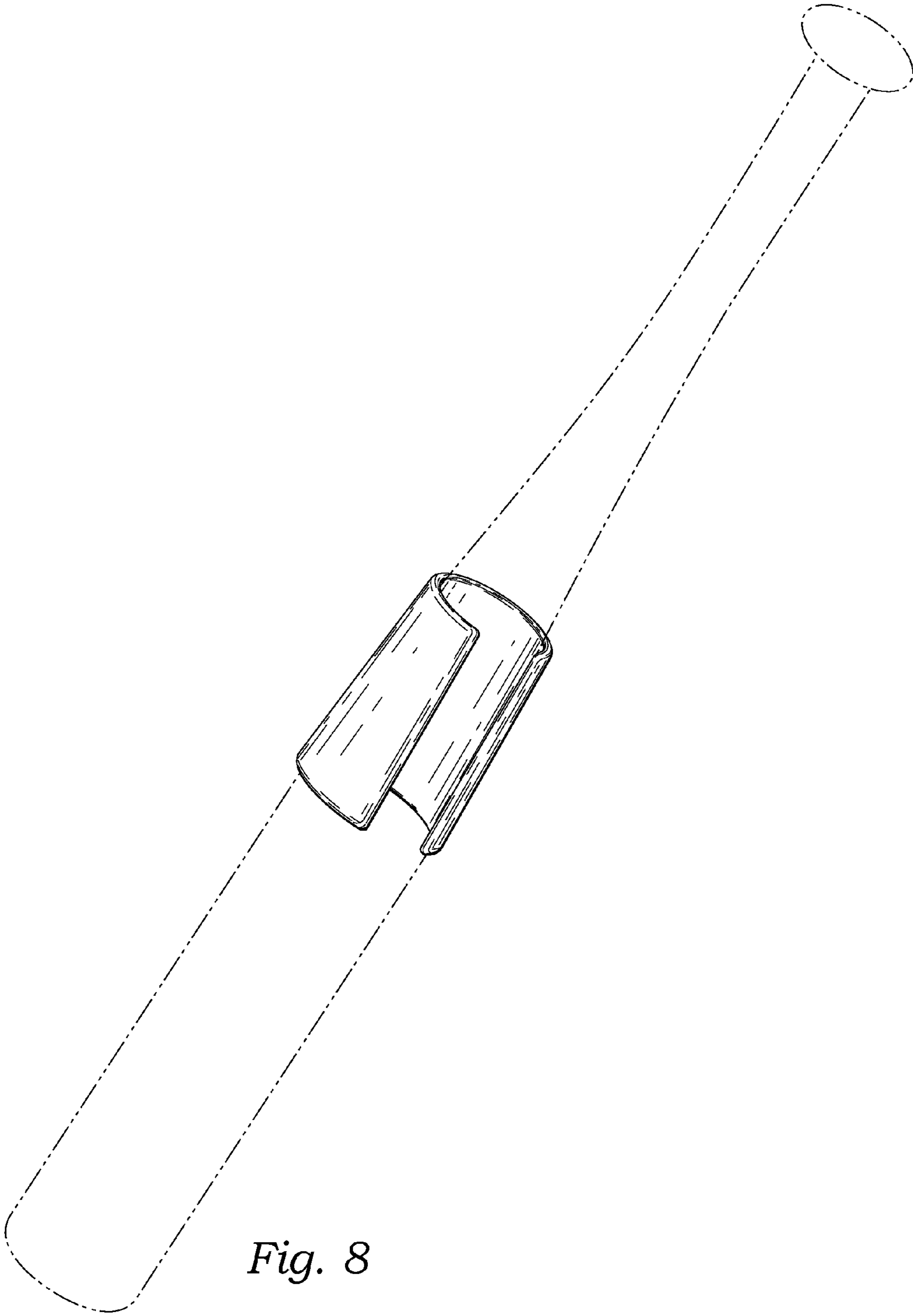


Fig. 8