



US00D627836S

(12) **United States Design Patent**  
**Hanoun**

(10) **Patent No.:** **US D627,836 S**

(45) **Date of Patent:** **\*\* Nov. 23, 2010**

(54) **EXERCISE WEIGHT**

(75) Inventor: **Reed Hanoun**, Mississauga (CA)

(73) Assignee: **Mytrak Health System Inc.**,  
Mississauga, Ontario (CA)

(\*\*) Term: **14 Years**

(21) Appl. No.: **29/347,258**

(22) Filed: **Nov. 13, 2009**

(30) **Foreign Application Priority Data**

Jun. 12, 2009 (CA) ..... 131054

(51) **LOC (9) Cl.** ..... **21-02**

(52) **U.S. Cl.** ..... **D21/680**

(58) **Field of Classification Search** ..... D21/662,  
D21/680-684, 692, 694; 482/44-46, 93,  
482/109-111, 114-115, 148; 606/234  
See application file for complete search history.

(56) **References Cited**

**U.S. PATENT DOCUMENTS**

1,749,632 A \* 3/1930 Ferris ..... 606/234  
3,666,267 A \* 5/1972 McKinney ..... 482/46  
D282,477 S \* 2/1986 Estevez ..... D21/662  
D339,839 S \* 9/1993 Day ..... D21/678  
D346,000 S \* 4/1994 Enfaradi ..... D21/680  
5,449,333 A \* 9/1995 Carter ..... 482/109  
5,605,520 A \* 2/1997 Chen ..... 482/46

5,766,116 A \* 6/1998 Weissbuch ..... 482/111  
D415,803 S \* 10/1999 Cousins ..... D21/681  
6,010,436 A \* 1/2000 Obery et al. .... 482/93  
6,071,214 A \* 6/2000 Osterman ..... 482/44  
7,008,351 B2 \* 3/2006 Parker ..... 482/44  
7,090,618 B2 \* 8/2006 Stout et al. .... 482/55  
D537,892 S \* 3/2007 Moses ..... D21/662

\* cited by examiner

*Primary Examiner*—Susan E Krakower

(57) **CLAIM**

The ornamental design for an exercise weight, as shown and described.

**DESCRIPTION**

FIG. 1: is perspective front and bottom view of an exercise weight showing the design applied there;

FIG. 2: shows a perspective top and front view thereof;

FIG. 3: shows a front elevational view thereof;

FIG. 4: shows a first side elevational view thereof;

FIG. 5: shows a rear elevational view thereof;

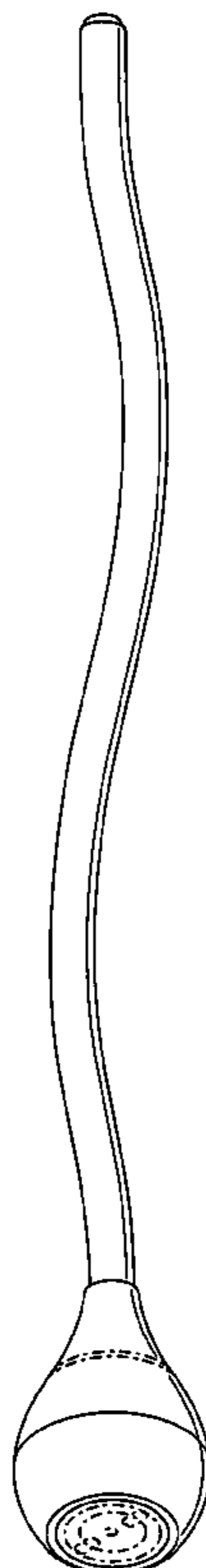
FIG. 6: shows a top plan view thereof;

FIG. 7: shows a second side elevational view thereof; and,

FIG. 8: shows a bottom plan view thereof.

The broken lines illustrate portions of the exercise weight which form no part of the claimed design.

**1 Claim, 3 Drawing Sheets**






Fig.1



Fig.2

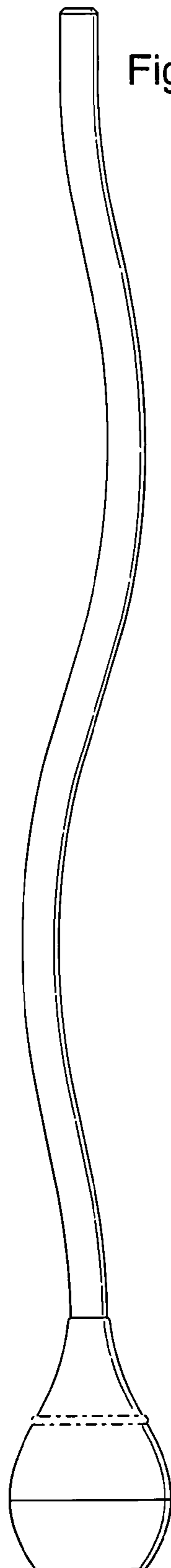


Fig.3

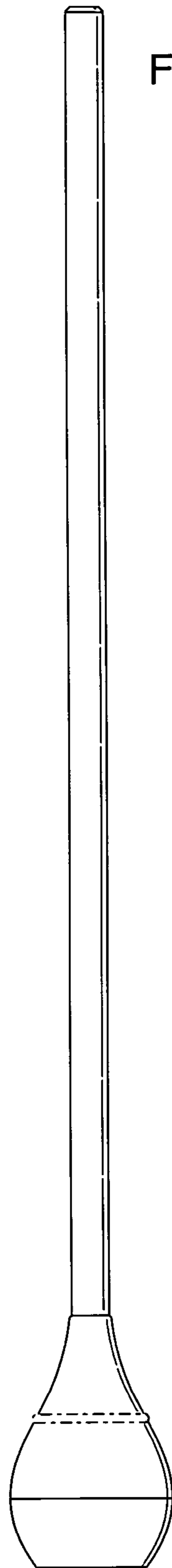


Fig.4



Fig.5

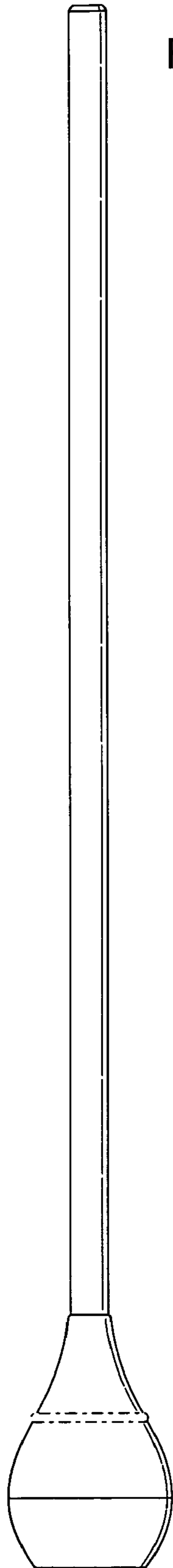


Fig.7

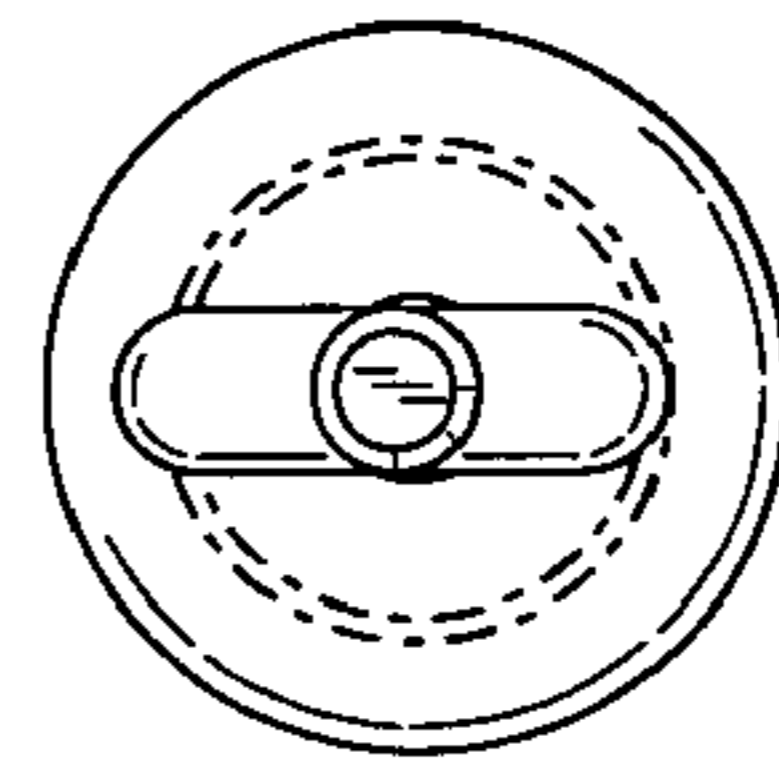


Fig.6

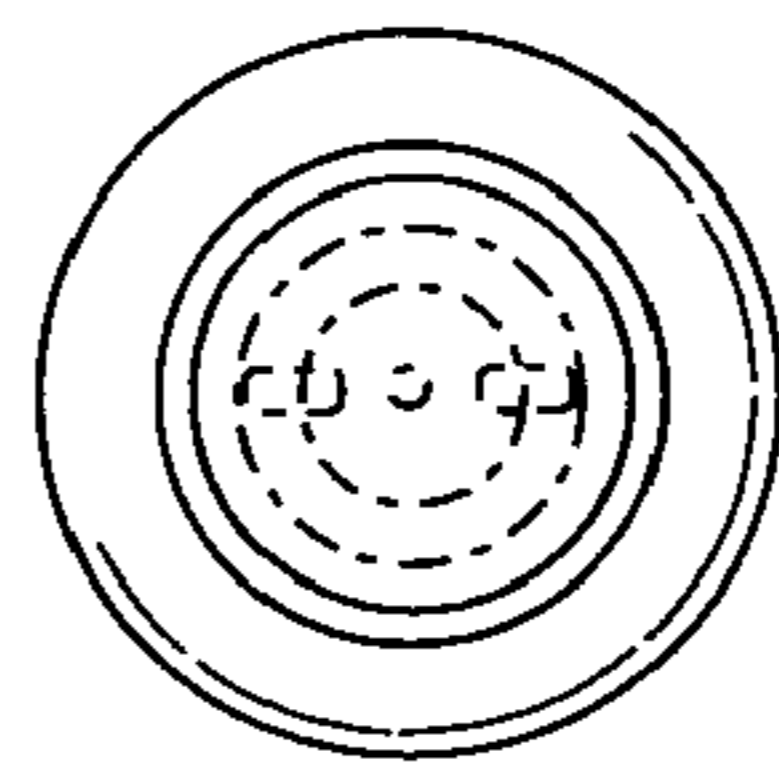


Fig.8