



US00D627834S

(12) **United States Design Patent**  
**Willis**

(10) **Patent No.:** **US D627,834 S**

(45) **Date of Patent:** **\*\* Nov. 23, 2010**

(54) **CARD VIEWING DEVICE**

7,762,555 B1 \* 7/2010 Hofferber et al. .... 273/150

(76) **Inventor:** **John Lindel Willis**, P.O. Box 281,  
Waterford, CA (US) 95386

\* cited by examiner

*Primary Examiner*—Sandra Morris

(74) *Attorney, Agent, or Firm*—Eric Hansrom

(\*\*) **Term:** **14 Years**

(21) **Appl. No.:** **29/356,178**

(57) **CLAIM**

(22) **Filed:** **Feb. 21, 2010**

The ornamental design for a card viewing device, as shown and described.

(51) **LOC (9) Cl.** ..... **21-01**

**DESCRIPTION**

(52) **U.S. Cl.** ..... **D21/396; D21/385**

(58) **Field of Classification Search** ..... D16/135;  
D21/385–386, 396; 273/150, 148 R, 273–288  
See application file for complete search history.

FIG. 1 is a perspective exploded view of a card viewing device showing my new design;

FIG. 2 is a top view thereof;

FIG. 3 is a back view thereof;

FIG. 4 is a front view thereof;

FIG. 5 is a bottom view thereof; and,

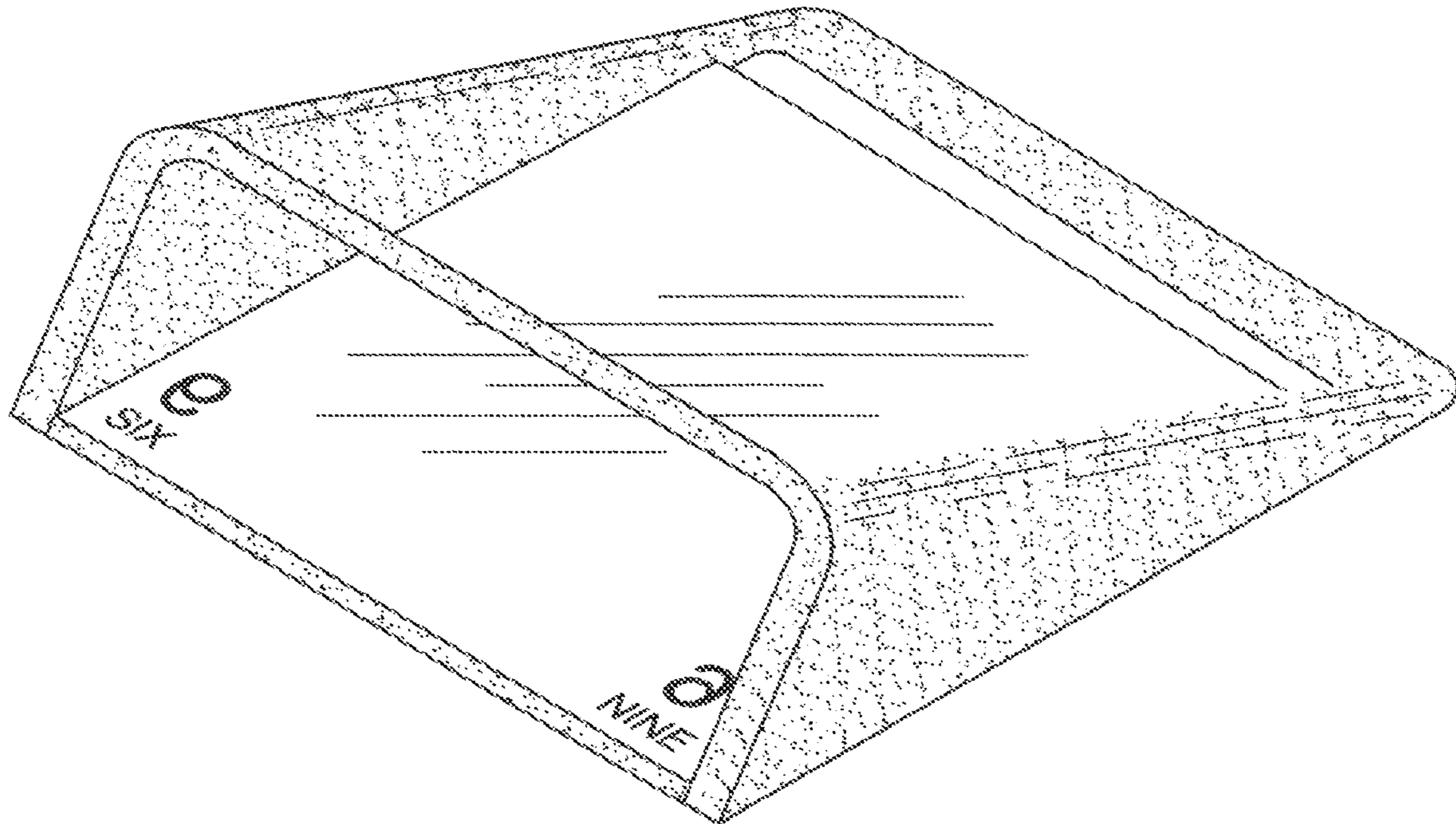
FIG. 6 is a right-side view thereof.

(56) **References Cited**

**U.S. PATENT DOCUMENTS**

4,146,229	A *	3/1979	Morse	.....	273/150
5,941,769	A *	8/1999	Order	.....	273/149 R
D416,948	S *	11/1999	Soga	.....	D21/330
7,575,235	B2 *	8/2009	Belill	.....	273/292

**1 Claim, 2 Drawing Sheets**



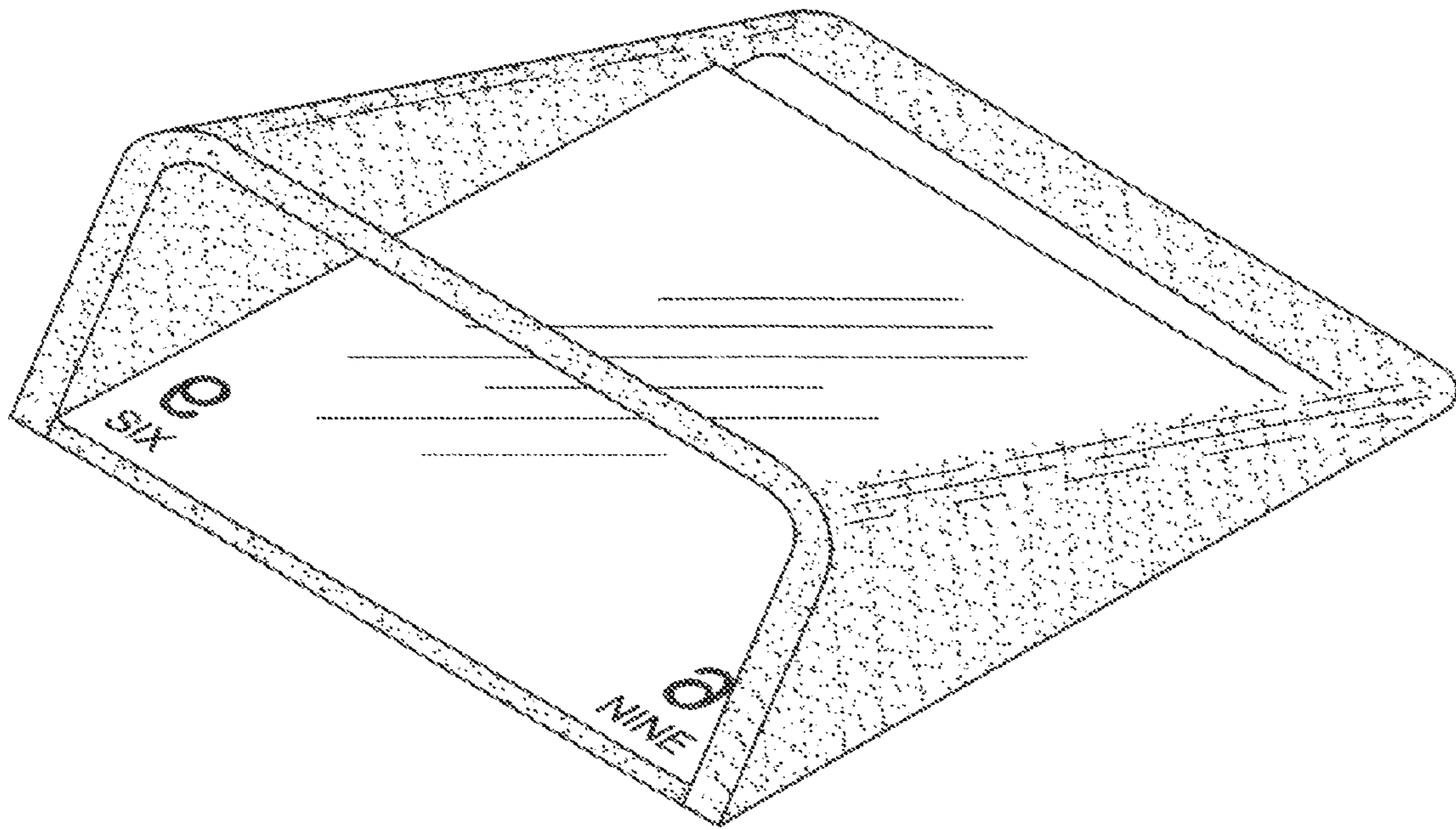


FIGURE 1

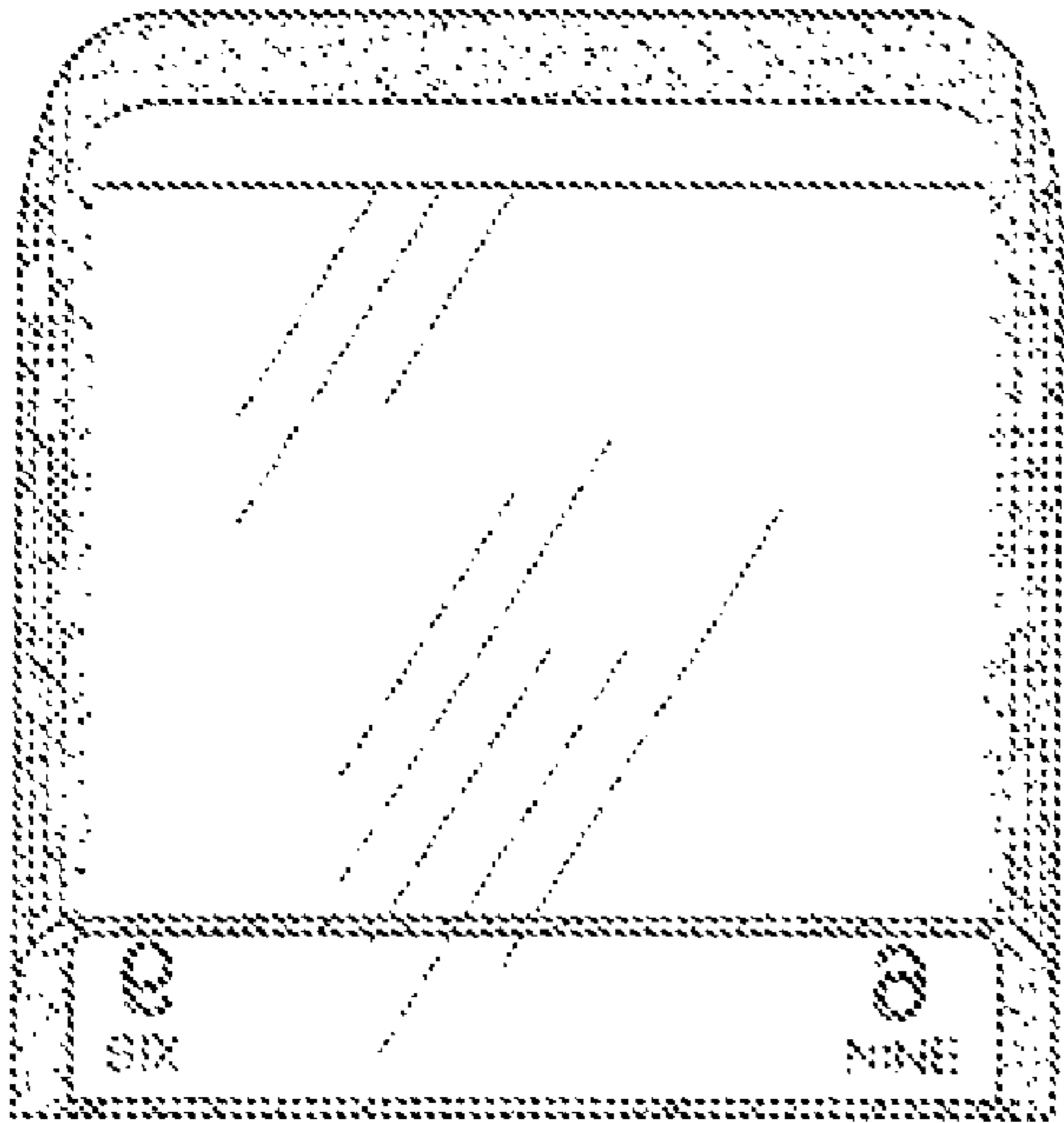


FIGURE 2




FIGURE 3




FIGURE 4




FIGURE 5

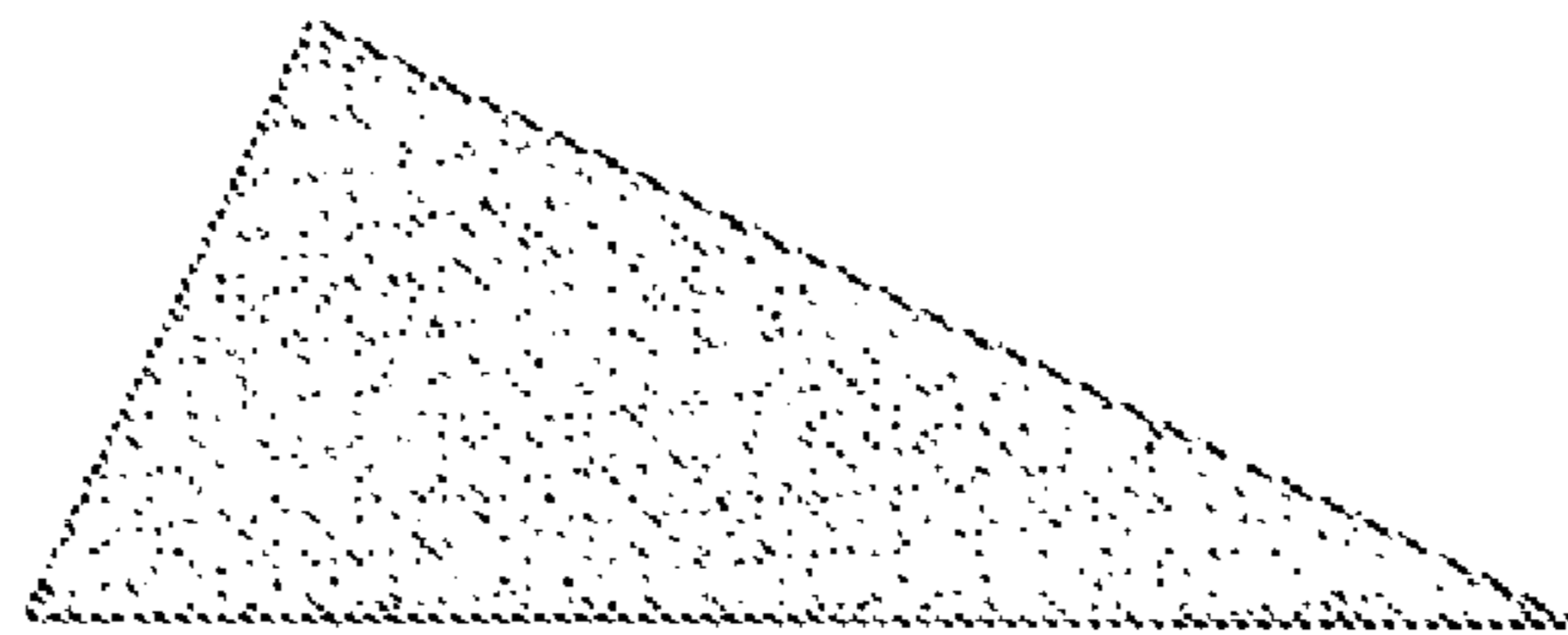


FIGURE 6