



US00D627805S

(12) **United States Design Patent**
Dost et al.

(10) **Patent No.:** **US D627,805 S**

(45) **Date of Patent:** **** *Nov. 23, 2010**

(54) **SPADE TYPE BORING BIT**

(75) Inventors: **Hagen Walter Dost**, Chicago, IL (US);
Javier Ibarra, Schaumburg, IL (US);
Patrick Michael McAuliffe, Chicago, IL (US);
Kenneth C. Osberg, Lake in the Hills, IL (US)

(73) Assignee: **Robert Bosch GmbH**, Stuttgart (DE)

(*) Notice: This patent is subject to a terminal disclaimer.

(**) Term: **14 Years**

(21) Appl. No.: **29/312,124**

(22) Filed: **Sep. 30, 2008**

(51) **LOC (9) Cl.** **15-09**

(52) **U.S. Cl.** **D15/139**

(58) **Field of Classification Search** D15/138,
D15/139, 140; 408/211–214, 225–230
See application file for complete search history.

(56) **References Cited**

U.S. PATENT DOCUMENTS

2,627,292	A *	2/1953	Kronwall	408/213
2,692,627	A *	10/1954	Stearns	408/211
2,794,468	A *	6/1957	Huxtable	408/144
D240,263	S *	6/1976	Southall	D15/139
3,997,279	A *	12/1976	Porter	408/211
4,286,904	A *	9/1981	Porter et al.	408/225
D278,065	S *	3/1985	Sydrowski et al.	D15/139
4,625,593	A *	12/1986	Schmotzer	
4,753,558	A *	6/1988	Jansson	408/212
4,819,736	A *	4/1989	Hedgepeth	172/25
4,950,111	A *	8/1990	Thomas	408/212
5,061,127	A *	10/1991	Thomas	408/212
5,193,951	A *	3/1993	Schimke	408/233

5,221,166	A *	6/1993	Bothum	408/212
5,286,143	A *	2/1994	Schimke	408/211
5,291,806	A *	3/1994	Bothum	76/102
D372,485	S *	8/1996	Stone et al.	D15/139
D376,809	S *	12/1996	Stone et al.	D15/139
5,697,738	A	12/1997	Stone et al.	
D394,663	S *	5/1998	Stone et al.	D15/139
6,227,774	B1	5/2001	Haughton et al.	
D455,446	S *	4/2002	Collins	D15/139
6,957,937	B2	10/2005	Vasudeva	
7,140,814	B2	11/2006	Singh et al.	
7,267,513	B2	9/2007	Wiker et al.	
7,416,371	B2	8/2008	Scott et al.	
2002/0127071	A1	9/2002	Vasudeva	
2008/0101879	A1	5/2008	Durfee	
2009/0047085	A1 *	2/2009	Liao et al.	408/230

* cited by examiner

Primary Examiner—Sandra Snapp

Assistant Examiner—Patricia Palasik

(74) *Attorney, Agent, or Firm*—Greer, Burns & Crain, Ltd.

(57) **CLAIM**

The ornamental design for a spade type boring bit, as shown and described.

DESCRIPTION

FIG. 1 is a front view of a spade type boring bit;


FIG. 2 is a left side elevation view of the spade type boring bit shown in FIG. 1;

FIG. 3 is a top plan view of the spade type boring bit shown in FIG. 1; and,

FIG. 4 is a bottom plan view of the spade type boring bit shown in FIG. 1.

The broken lines in the drawings depict unclaimed environmental subject matter.

1 Claim, 1 Drawing Sheet



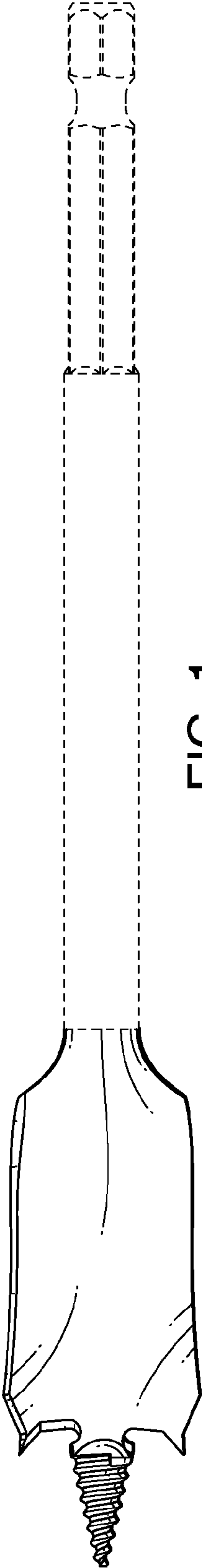


FIG. 1

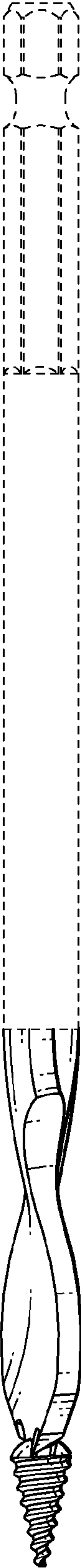


FIG. 2

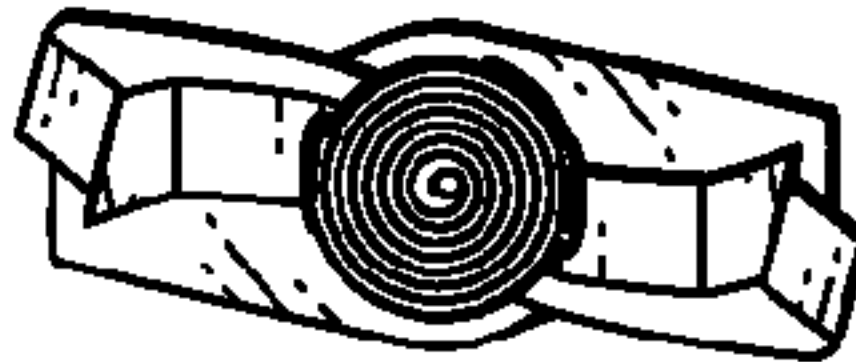


FIG. 3

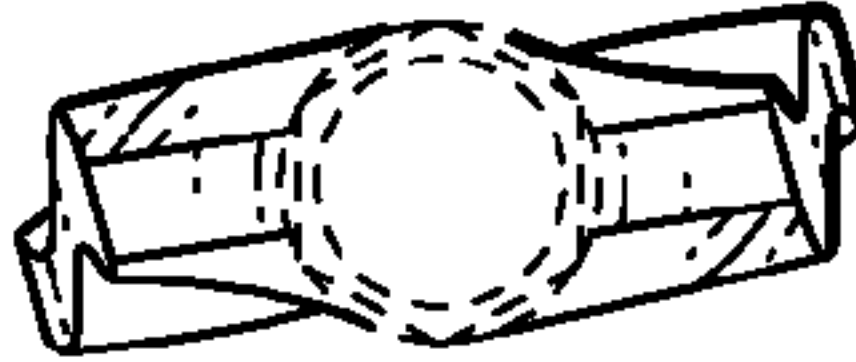


FIG. 4