



US00D627788S

(12) **United States Design Patent**
Leung et al.

(10) **Patent No.:** **US D627,788 S**

(45) **Date of Patent:** **** *Nov. 23, 2010**

(54) **HAND-HELD ELECTRONIC DEVICE**

(75) Inventors: **Kwok Ching Leung**, Richmond Hill (CA); **Archer Chi Kwong Wun**, North York (CA); **Todd Andrew Wood**, Guelph (CA)

(73) Assignee: **Research In Motion Limited**, Waterloo, Ontario (CA)

(*) Notice: This patent is subject to a terminal disclaimer.

(**) Term: **14 Years**

(21) Appl. No.: **29/320,048**

(22) Filed: **Jun. 19, 2008**

(51) **LOC (9) Cl.** **14-02**

(52) **U.S. Cl.** **D14/455; D14/247**

(58) **Field of Classification Search** D14/454, D14/455, 456, 315, 320, 331, 333, 334, 338, D14/339, 341, 342, 343, 344, 345, 346, 347, D14/387, 390, 391, 392, 393, 394, 395, 396, D14/397, 398, 399, 400, 401, 406, 429, 432, D14/439, 457, 460, 461, 247, 150, 218, 900, D14/901, 902, 137, 138 R, 138 AA, 138 AB, D14/138 AC, 138 AD, 138 C, 138 G; D21/333, D21/329, 331; D18/1, 2, 7, 52, 25, 29; D13/138, D13/171; 400/88, 109, 110, 111, 484, 485, 400/486, 487, 488, 490, 492, 493, 494, 496, 400/904; 345/168, 169, 170, 171; 455/556.1, 455/556.2; D20/11, 22, 27

See application file for complete search history.

(56) **References Cited**

U.S. PATENT DOCUMENTS

D321,865 S * 11/1991 Derocher D14/345

D346,164 S * 4/1994 Shirakawa et al. ... D14/138 AB
D383,731 S * 9/1997 Mieki et al. D14/345
D464,989 S * 10/2002 Bodum D18/7
D466,889 S * 12/2002 Takada D14/247
D493,789 S * 8/2004 Takuma D14/345
D502,702 S * 3/2005 Deshazer D14/346
D539,772 S * 4/2007 Park et al. D14/138 AB
D565,042 S * 3/2008 Scales et al. D14/248
D580,403 S * 11/2008 Jung et al. D14/138 AD
D593,570 S * 6/2009 Wun et al. D14/455
D596,600 S * 7/2009 Wun et al. D14/138 AB
D603,414 S * 11/2009 Wun et al. D14/455

OTHER PUBLICATIONS

Samsung E590, announced Feb. 2007, http://www.gsmarena.com/samsung_e590-1869.php, viewed on Feb. 12, 2010.*

* cited by examiner

Primary Examiner—Angela J Lee

(57) **CLAIM**

We claim the ornamental design for a hand-held electronic device, as shown and described.

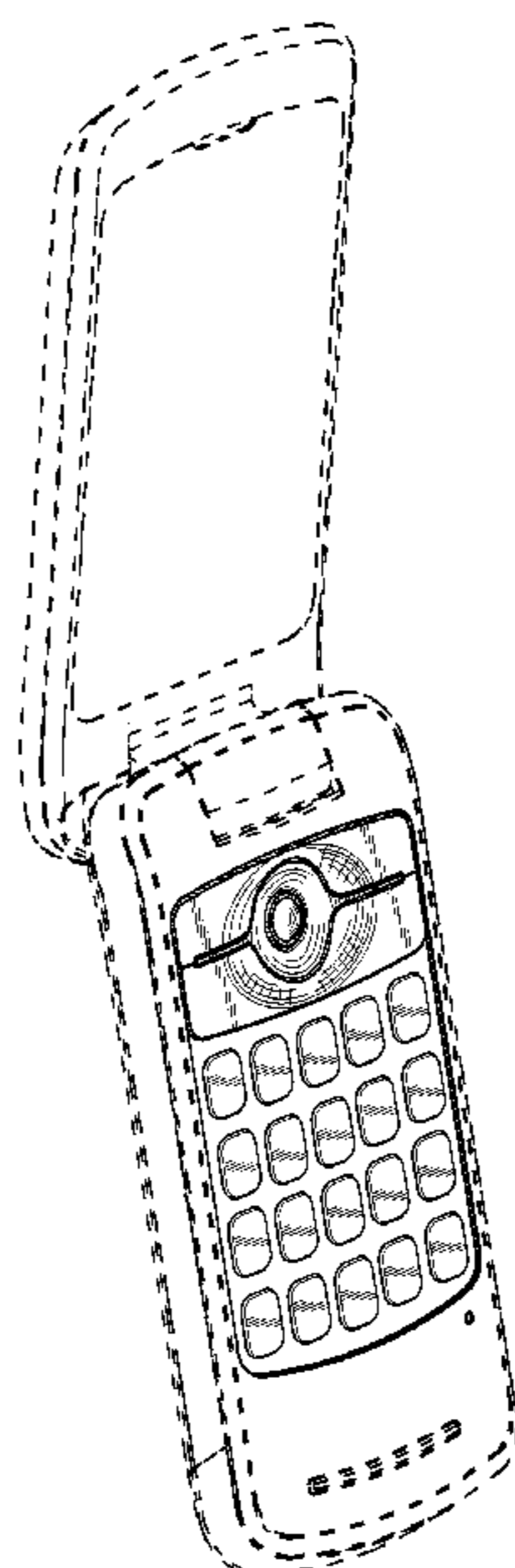
DESCRIPTION

FIG. 1 is a front perspective view of a hand-held electronic device; and,

FIG. 2 is a front elevation view of the hand-held electronic device.

The broken lines shown in the drawings of the handheld electronic device are for the purpose of illustrating portions of the article and form no part of the claimed design.

1 Claim, 2 Drawing Sheets



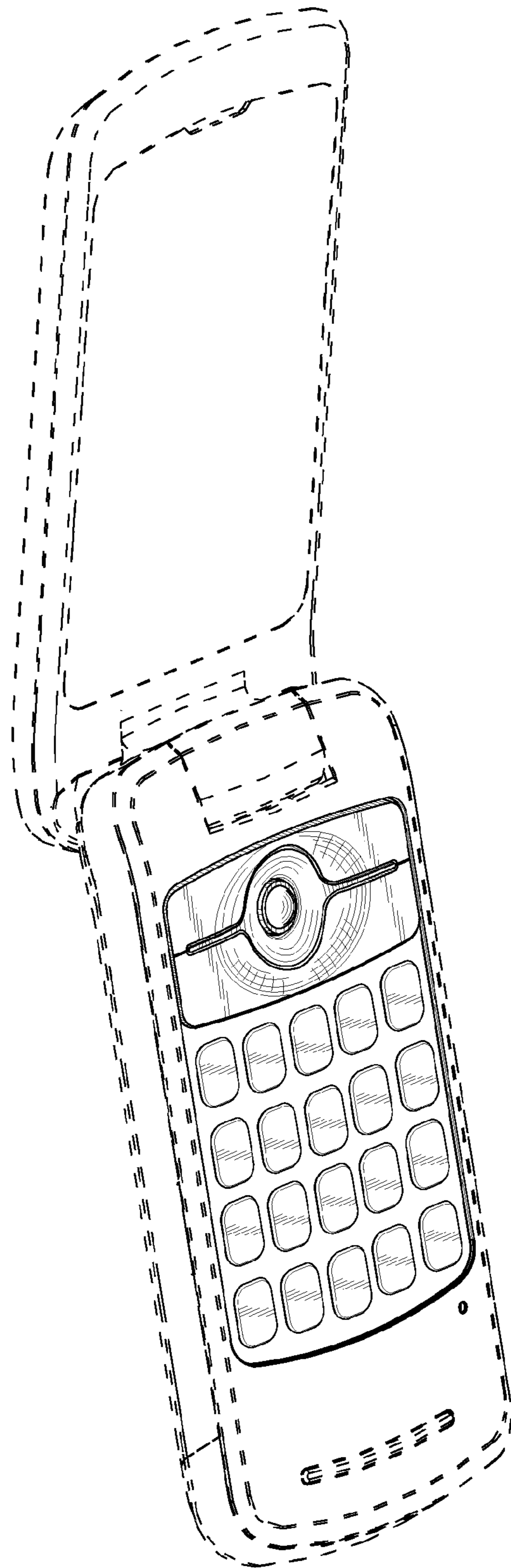


FIG.1

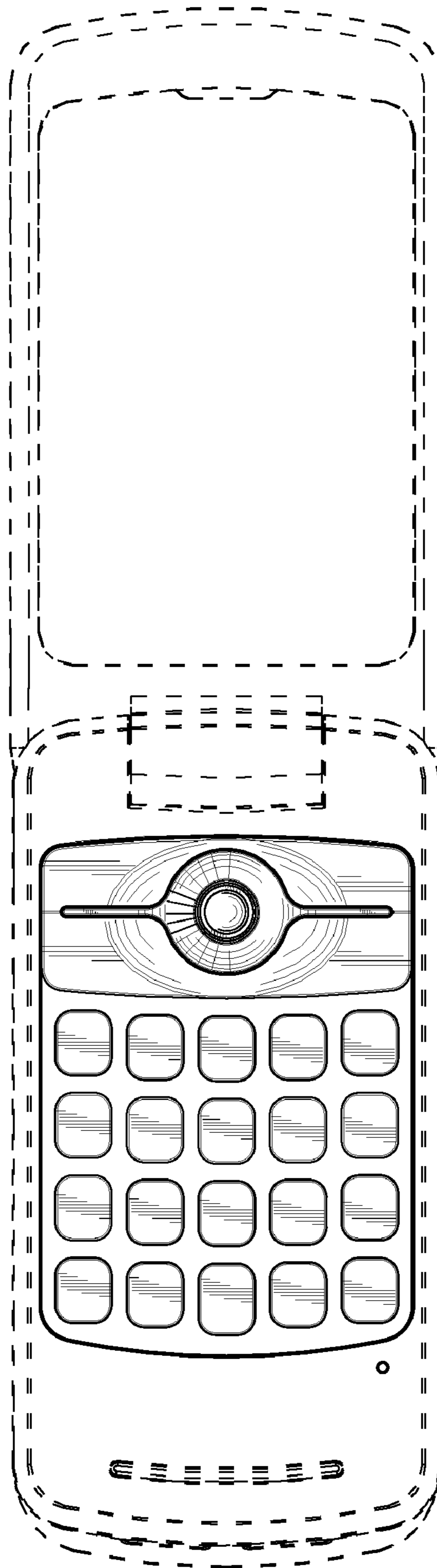


FIG.2