



US00D627782S

(12) **United States Design Patent**
Ichise

(10) **Patent No.:** **US D627,782 S**

(45) **Date of Patent:** **** Nov. 23, 2010**

(54) **PORTABLE INFORMATION TERMINAL UNIT**

(75) Inventor: **Kentaro Ichise**, Tokyo (JP)

(73) Assignee: **Kabushiki Kaisha Toshiba**, Tokyo (JP)

(**) Term: **14 Years**

(21) Appl. No.: **29/355,529**

(22) Filed: **Feb. 9, 2010**

(30) **Foreign Application Priority Data**

Oct. 1, 2009 (JP) 2009-022869

(51) **LOC (9) Cl.** **14-02**

(52) **U.S. Cl.** **D14/346**

(58) **Field of Classification Search** D14/341,
D14/342, 343, 344, 345, 346, 347, 426, 427,
D14/428, 430, 431, 496, 125, 126, 129, 130,
D14/137, 203.1, 203.3, 203.4, 203.5, 203.6,
D14/203.7, 138 R, 138 AA, 138 AB, 138 AC,
D14/138 C, 138 AD, 138 G; D21/324, 329,
D21/330, 331, 333; D18/7; D10/65; 455/556.1,
455/556.2, 575.4, 575.1; 345/901; 361/679.55,
361/679.56; 348/552; 379/428.01, 433.04,
379/433.12, 908, 910, 916

See application file for complete search history.

(56) **References Cited**

U.S. PATENT DOCUMENTS

D578,983 S * 10/2008 Bang et al. D14/138 AD
D585,445 S 1/2009 Liu
D592,212 S * 5/2009 Hamada et al. D14/346
D594,454 S * 6/2009 Honda D14/345
D601,535 S * 10/2009 Huang D14/138 AD
D604,730 S * 11/2009 Shih et al. D14/346
D606,539 S * 12/2009 Liao et al. D14/346
D606,961 S * 12/2009 Aarras D14/138 AD

D607,429 S * 1/2010 Lim et al. D14/138 G
D613,261 S * 4/2010 Cigliano et al. D14/138 AD
D615,946 S * 5/2010 Mun D14/138 G
2008/0218484 A1 * 9/2008 Nishiwaki 345/169
2008/0274776 A1 * 11/2008 Cho et al. 455/575.4
2010/0093403 A1 * 4/2010 Miramontes 455/566

FOREIGN PATENT DOCUMENTS

KR 30-0516743 1/2009

* cited by examiner

Primary Examiner—Angela J Lee

(74) *Attorney, Agent, or Firm*—Banner & Witcoff, Ltd.

(57) **CLAIM**

The ornamental design for a portable information terminal unit, as shown and described.

DESCRIPTION

FIG. 1 is a front perspective view of a portable information terminal unit, showing my new design;

FIG. 2 is a perspective view thereof showing a state in which a dial key is drawn out;

FIG. 3 is a front elevational view of the portable information terminal unit showing a closed state;

FIG. 4 is a rear elevational view thereof;

FIG. 5 is a top plan view thereof;

FIG. 6 is a bottom plan view thereof;

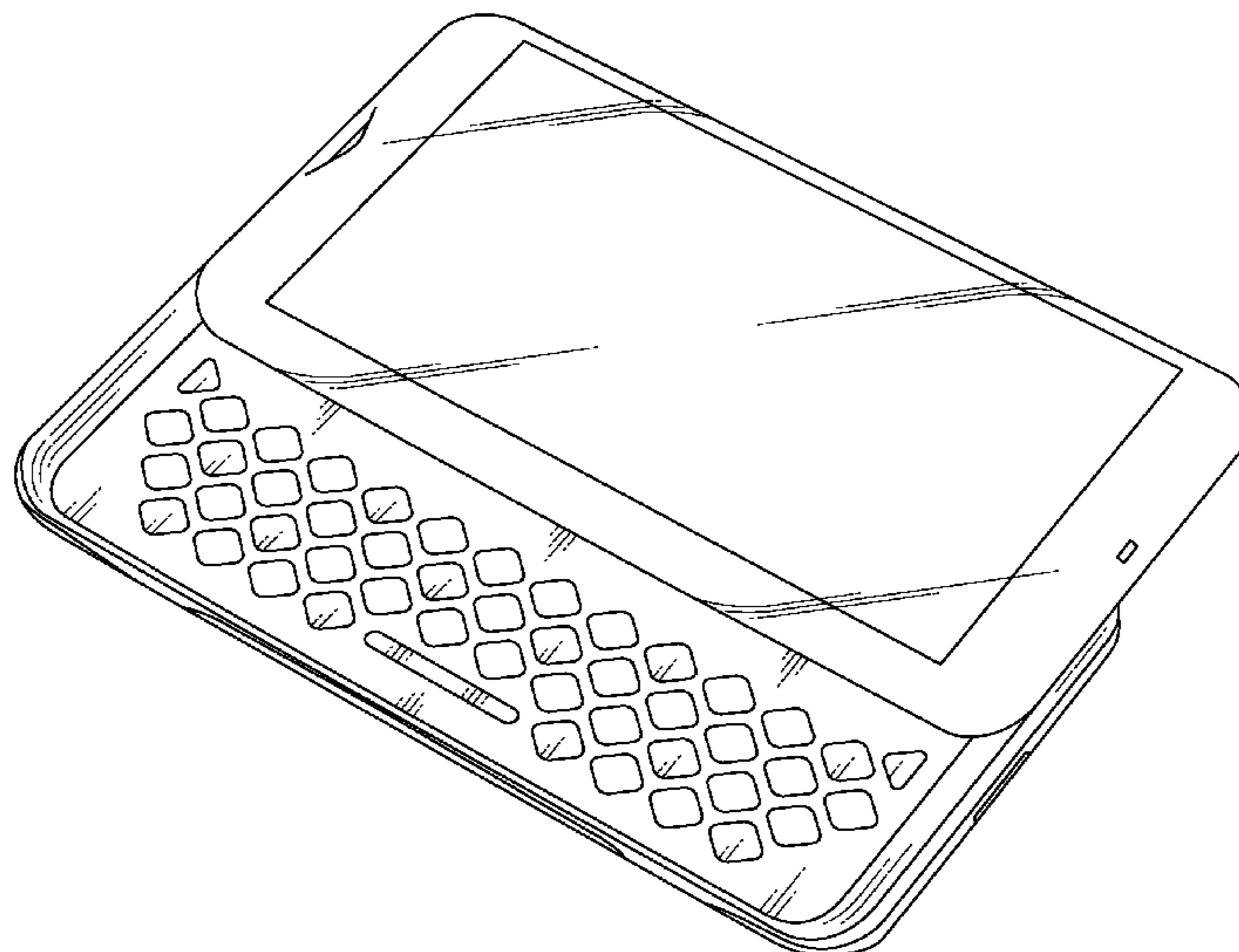
FIG. 7 is a right side elevational view thereof;

FIG. 8 is a left side elevational view thereof;

FIG. 9 is a front elevational view thereof showing a state in which a dial key is drawn out; and,

FIG. 10 is a right side elevational view thereof showing a state in which a dial key is drawn out.

1 Claim, 4 Drawing Sheets



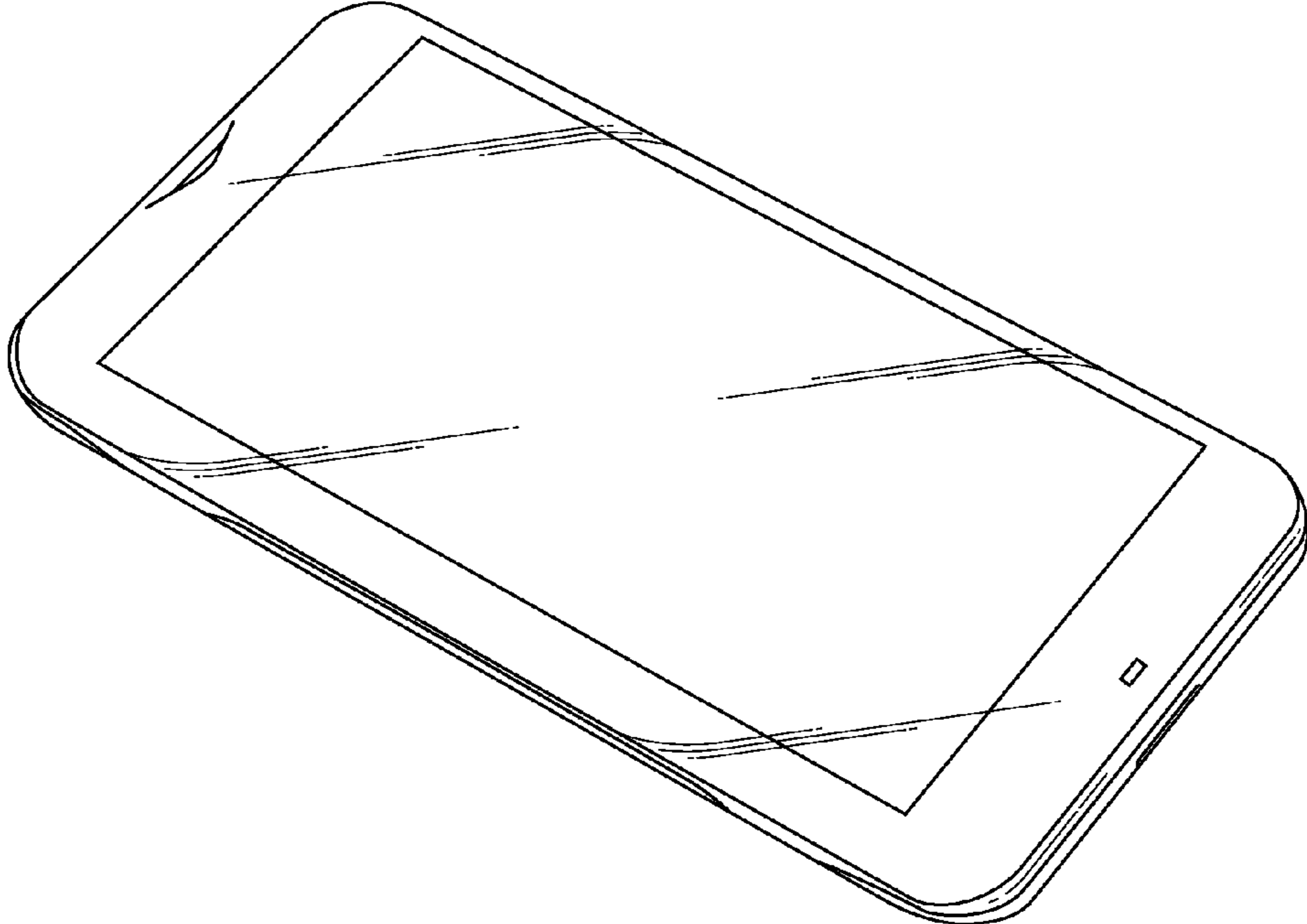


FIG.1

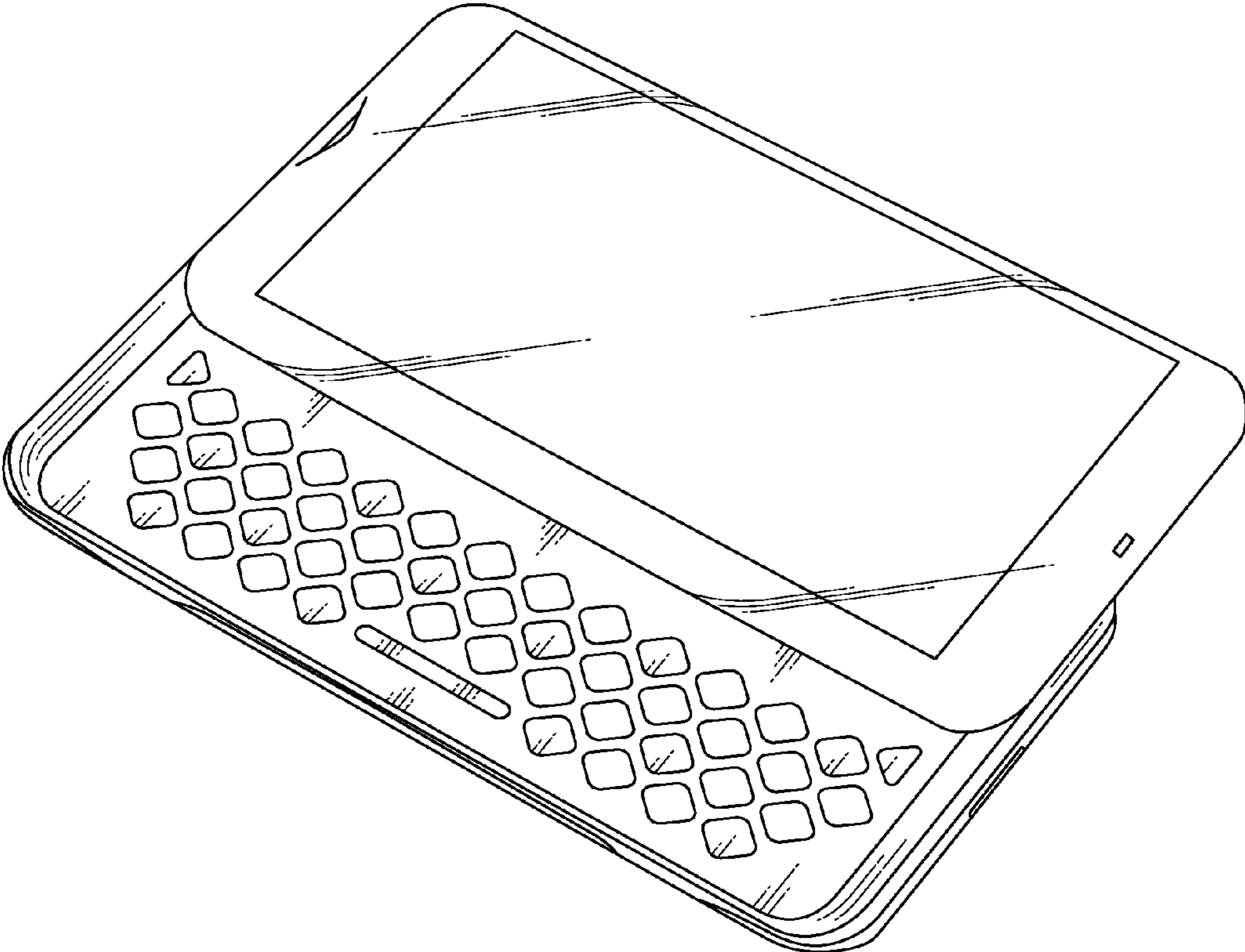


FIG.2

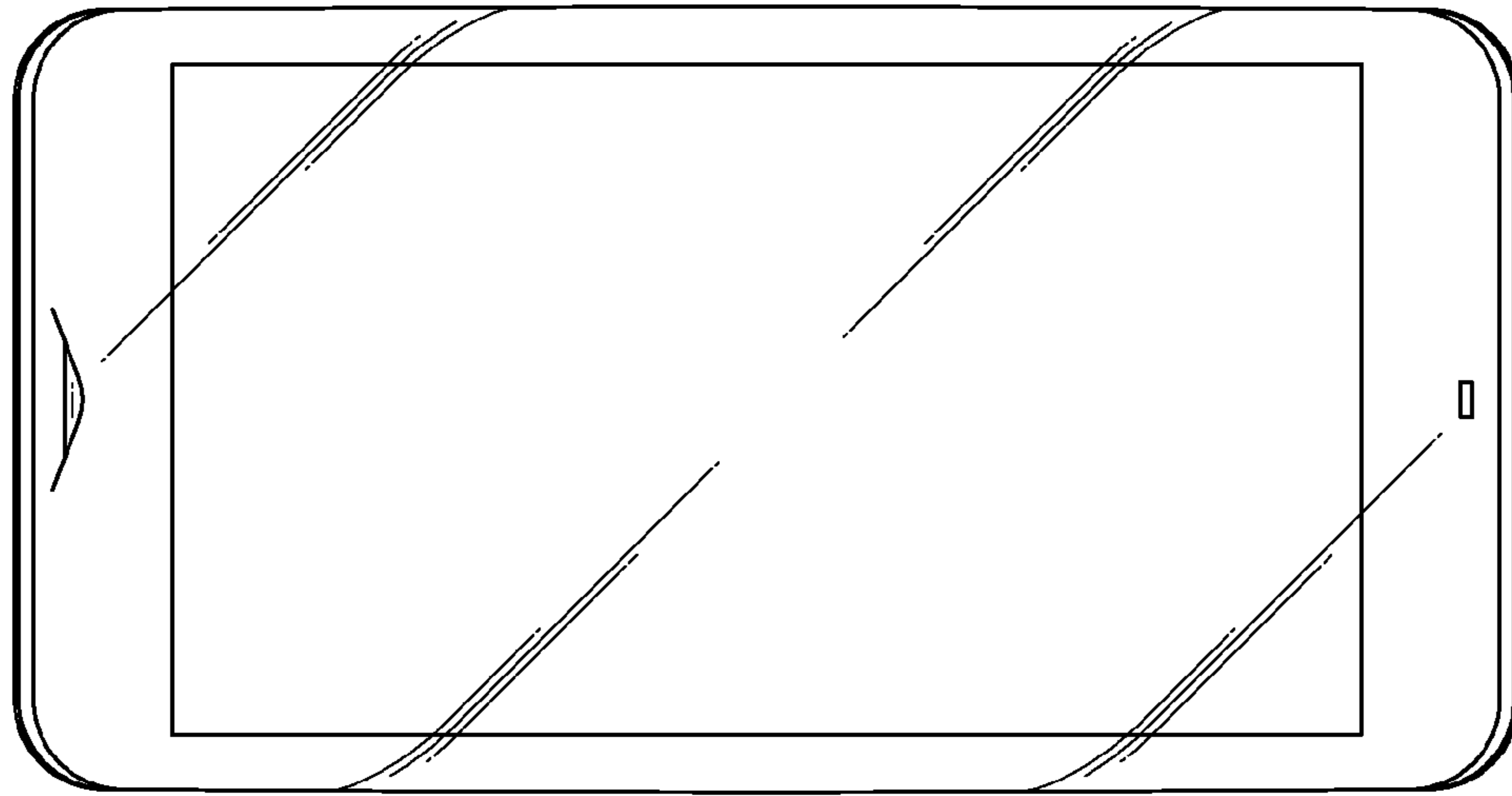


FIG.3

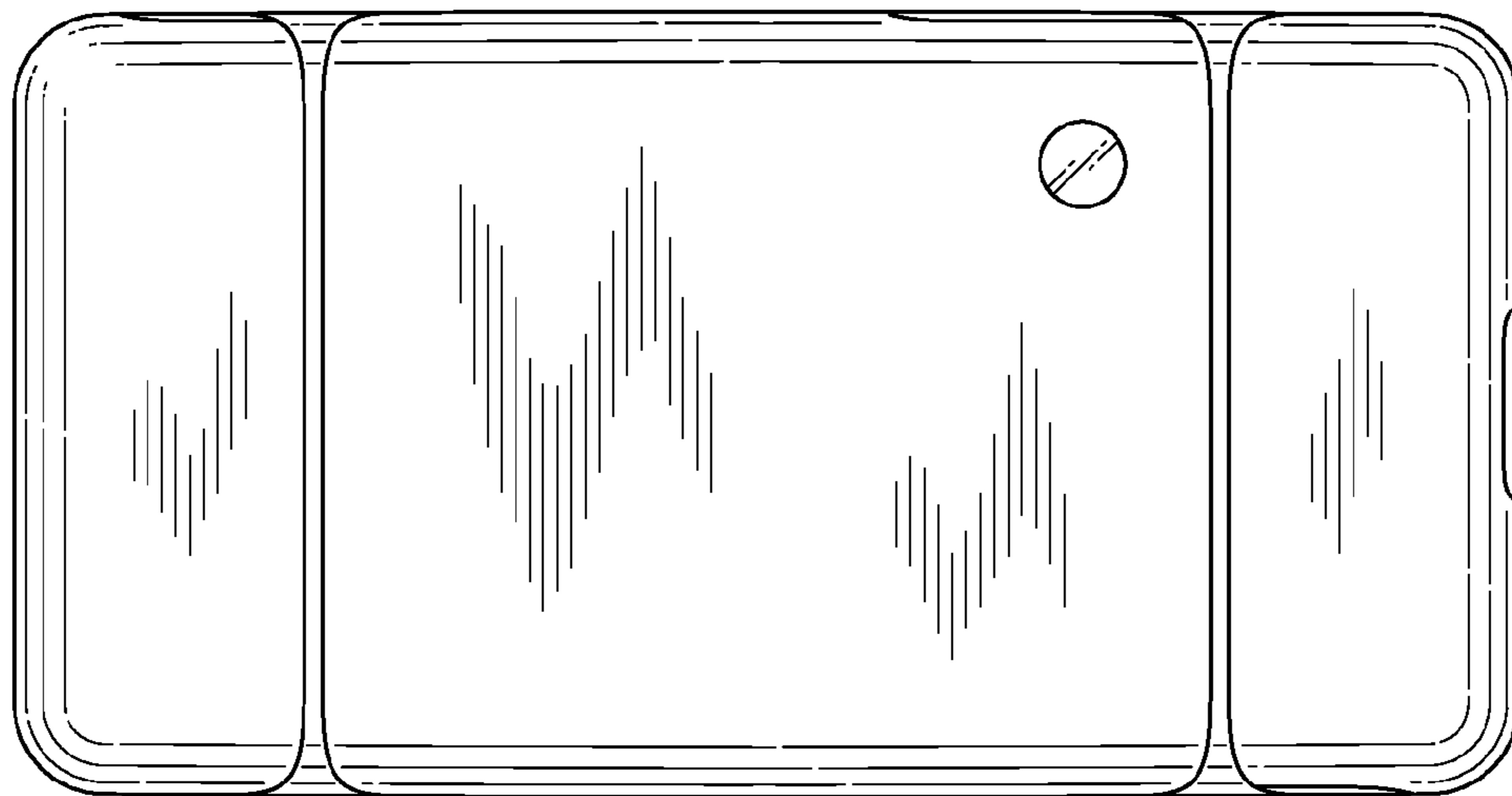


FIG.4

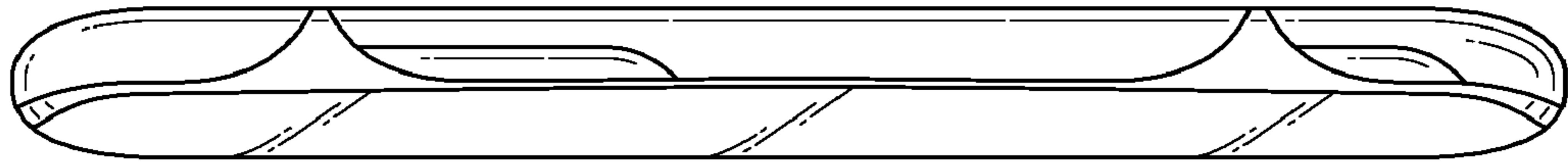


FIG. 5



FIG. 6

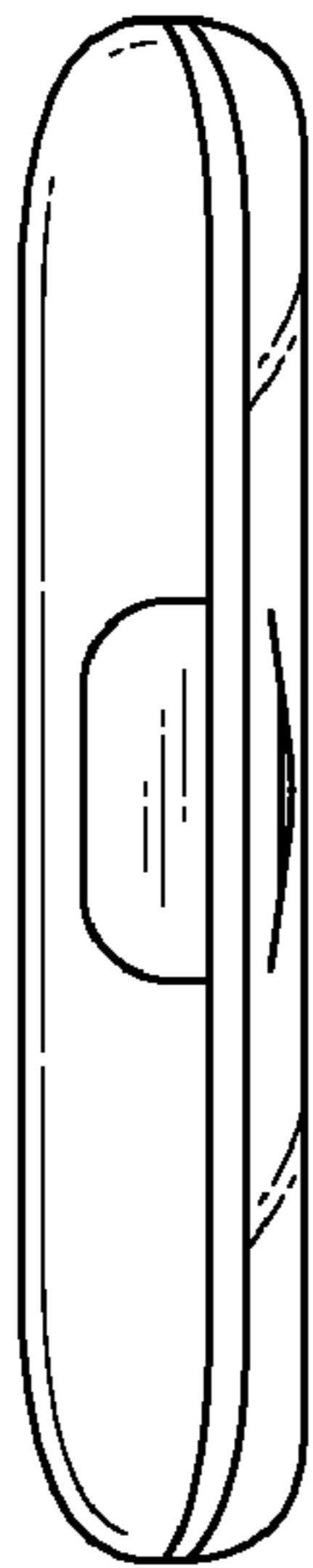


FIG. 8

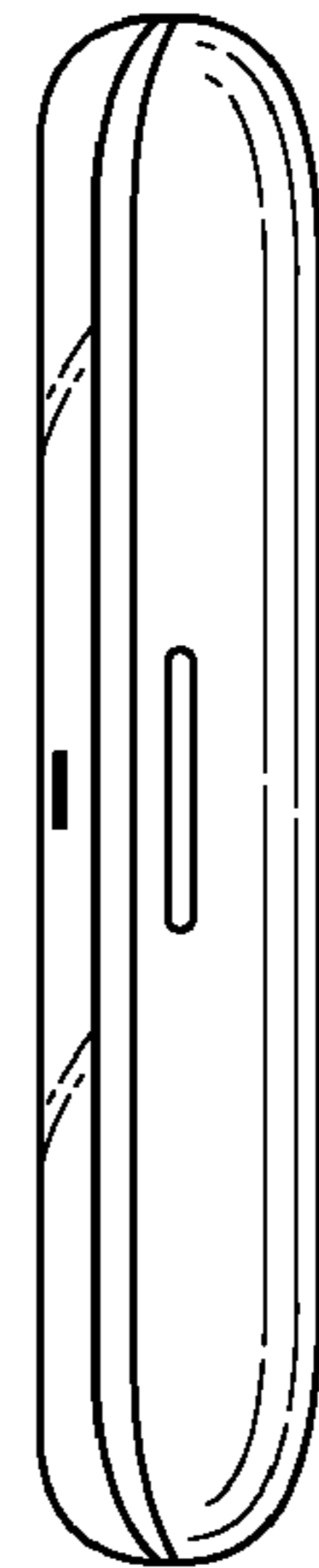


FIG. 7

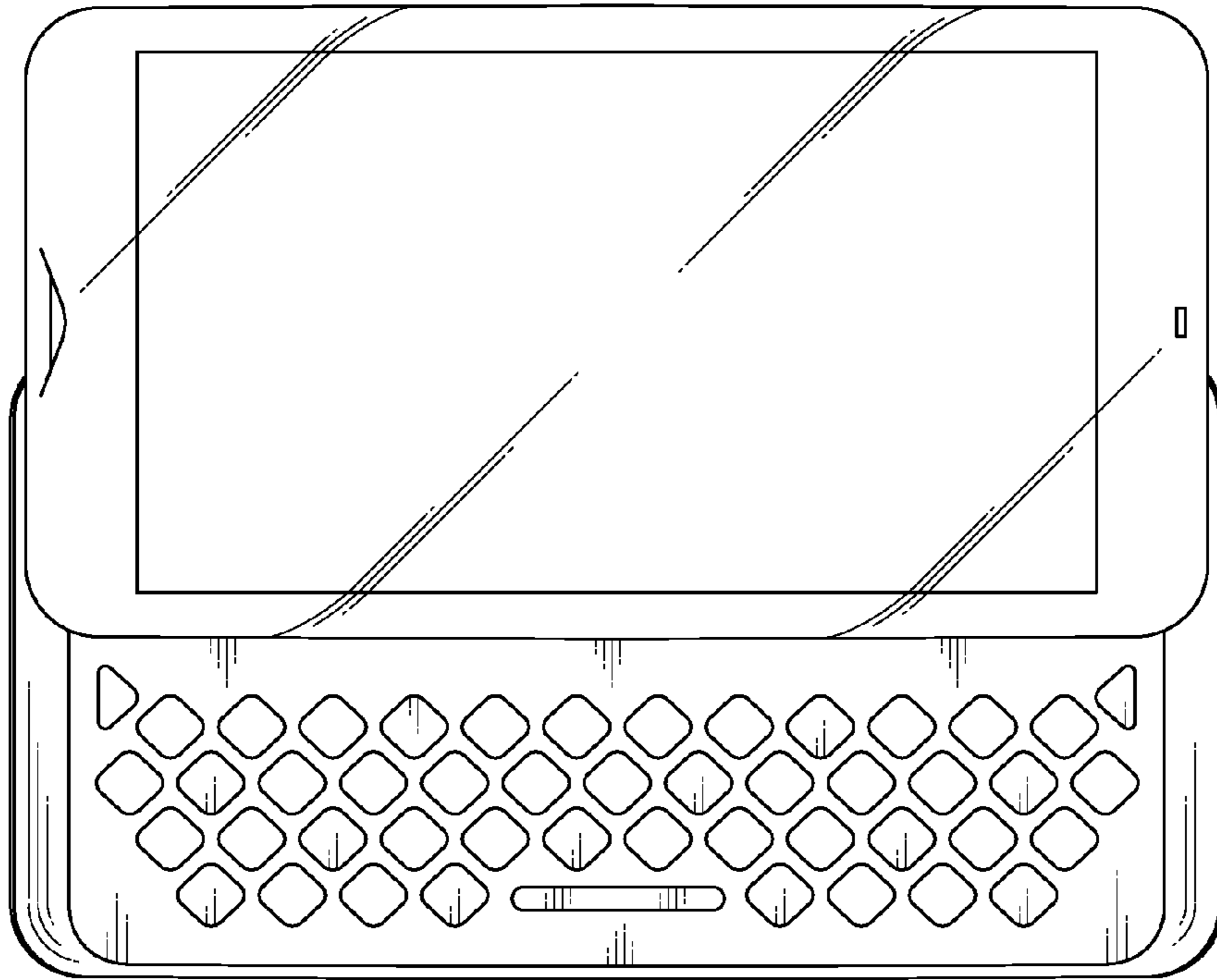


FIG. 9



FIG. 10