



US00D627778S

(12) **United States Design Patent**
Akana et al.

(10) **Patent No.:** **US D627,778 S**
(45) **Date of Patent:** **** Nov. 23, 2010**

(54) **ELECTRONIC DEVICE**

(75) Inventors: **Jody Akana**, San Francisco, CA (US);
Bartley K. Andre, Menlo Park, CA
(US); **Jeremy Bataillou**, San Francisco,
CA (US); **Daniel J. Coster**, San
Francisco, CA (US); **Daniele De Iuliis**,
San Francisco, CA (US); **Evans**
Hankey, San Francisco, CA (US);
Richard P. Howarth, San Francisco, CA
(US); **Jonathan P. Ive**, San Francisco,
CA (US); **Steve Jobs**, Palo Alto, CA
(US); **Duncan Robert Kerr**, San
Francisco, CA (US); **Shin Nishibori**,
Portola Valley, CA (US); **Matthew Dean**
Rohrbach, San Francisco, CA (US);
Peter Russell-Clarke, San Francisco,
CA (US); **Christopher J. Stringer**,
Woodside, CA (US); **Eugene Antony**
Whang, San Francisco, CA (US); **Rico**
Zorkendorfer, San Francisco, CA (US)

(73) Assignee: **Apple Inc.**, Cupertino, CA (US)

(**) Term: **14 Years**

(21) Appl. No.: **29/360,036**

(22) Filed: **Apr. 19, 2010**

(51) **LOC (9) Cl.** **14-02**

(52) **U.S. Cl.** **D14/341**

(58) **Field of Classification Search** D14/341-347,
D14/137, 138, 138.1, 138 AA, 138 R, 138 AB,
D14/138 G, 138 A, 496, 426, 429, 129, 130,
D14/420, 439-441, 448, 125, 147, 156, 218,
D14/250, 389, 336, 203.1, 203.3, 203.4, 203.7,
D14/315; D21/324, 329, 330; D10/65, 104;
D18/6-7; 345/169, 901, 905, 156, 157, 168,
345/173; 361/814, 680, 686, 679.27, 679.3;
341/22; 348/168; 379/433.04, 433.07, 433.11,
379/916, 433.01, 433.06

See application file for complete search history.

(56) **References Cited**

U.S. PATENT DOCUMENTS

D297,518 S 9/1988 Yuen
D300,831 S * 4/1989 Jenkins et al. D14/218
(Continued)

FOREIGN PATENT DOCUMENTS

EM 000569157-0005 9/2006

OTHER PUBLICATIONS

“LG KE850 Prada,” http://www.gsmarena.com/lg_ke850_prada-1828.php. Downloaded Feb. 20, 2007. 4 pages.

(Continued)

Primary Examiner—Cathron C Brooks

Assistant Examiner—Barbara Fox

(74) *Attorney, Agent, or Firm*—Sterne, Kessler, Goldstein & Fox PLLC

(57) **CLAIM**

The ornamental design for an electronic device, as shown and described.

DESCRIPTION

FIG. 1 is a bottom front perspective view of an electronic device showing our new design;

FIG. 2 is a top front perspective view thereof;

FIG. 3 is a top rear perspective view thereof;

FIG. 4 is a bottom rear perspective view thereof;

FIG. 5 is a front view thereof;

FIG. 6 is a rear view thereof;

FIG. 7 is a top view thereof;

FIG. 8 is a bottom view thereof;

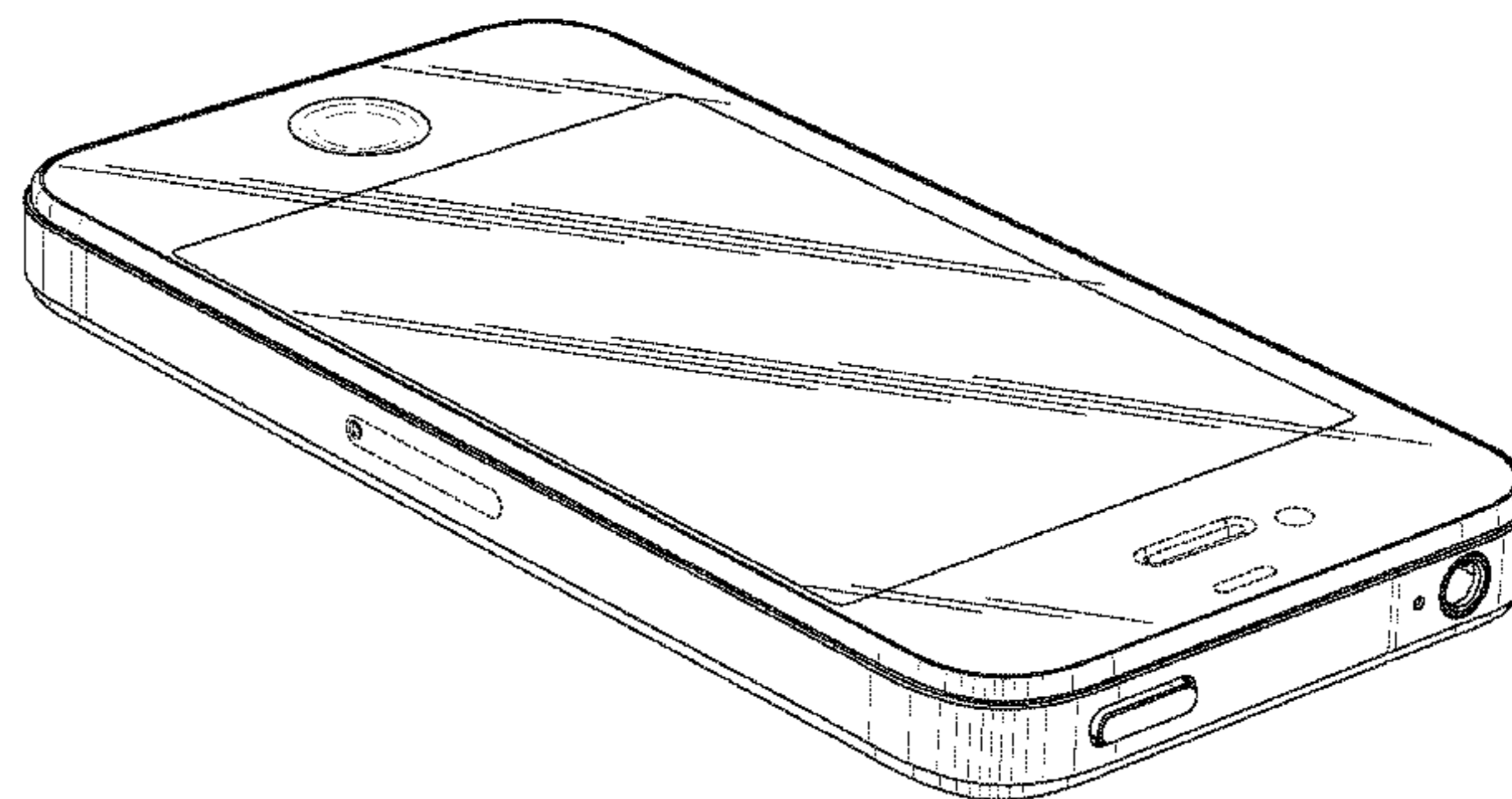
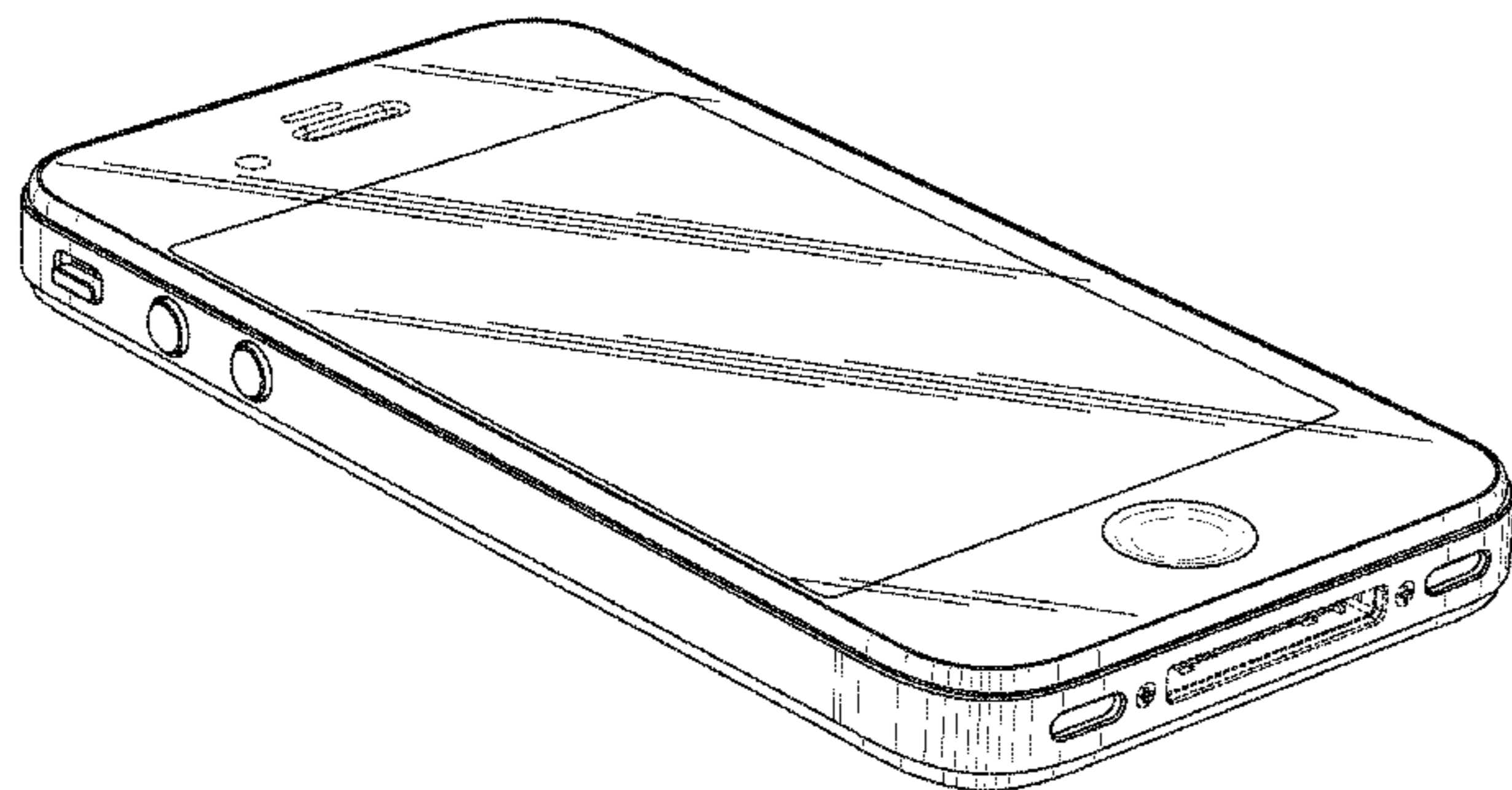
FIG. 9 is a left side view thereof; and,

FIG. 10 is a right side view thereof.

The shade lines in the Figures show contour and not surface ornamentation.

The broken lines in the figures show portions of the electronic device which form no part of the claimed design.

1 Claim, 8 Drawing Sheets



US D627,778 S

Page 2

U.S. PATENT DOCUMENTS

D302,336 S	7/1989	Erickson	
D490,420 S	5/2004	Solomon et al.	
6,781,819 B2	8/2004	Yang et al.	
D506,937 S	7/2005	Lee et al.	
D511,347 S	11/2005	Naruki	
D513,617 S *	1/2006	Tierney D14/496
D524,809 S	7/2006	Alcouloumre et al.	
D534,890 S *	1/2007	Kim D14/138 AD
D546,803 S	7/2007	Lee et al.	
D556,211 S	11/2007	Howard et al.	
D558,757 S	1/2008	Andre et al.	
D558,758 S	1/2008	Andre et al.	
D560,231 S	1/2008	Lee	
D561,204 S	2/2008	Toh	
D562,285 S	2/2008	Lim	
7,330,741 B2	2/2008	Park et al.	
D563,938 S	3/2008	Kim et al.	
D567,819 S	4/2008	Devericks et al.	
D569,837 S *	5/2008	Baik et al. D14/138 G
D577,371 S	9/2008	Hu et al.	
D579,898 S	11/2008	Lee et al.	
D579,902 S *	11/2008	Kim et al. D14/138 AD
D580,387 S	11/2008	Andre et al.	
D581,384 S	11/2008	Kim et al.	
D581,922 S	12/2008	Andre et al.	
D582,377 S	12/2008	Kim et al.	
D582,887 S	12/2008	Poandl	
D583,346 S	12/2008	Jung et al.	
D584,272 S	1/2009	Chung et al.	
D584,646 S	1/2009	Sanguinetti	
D584,738 S *	1/2009	Kim et al. D14/496
D591,252 S	4/2009	Kim et al.	
D592,166 S	5/2009	Song	
D592,628 S	5/2009	Kim et al.	
D593,087 S	5/2009	Andre et al.	
D598,414 S	8/2009	Joung et al.	
D598,887 S *	8/2009	Xiao et al. D14/138 AA
D599,342 S	9/2009	Andre et al.	
D600,241 S	9/2009	Andre et al.	
D601,530 S *	10/2009	Park et al. D14/138 AA
D601,987 S *	10/2009	Park et al. D14/138 AA
D602,014 S	10/2009	Andre et al.	
D602,015 S	10/2009	Andre et al.	
D602,016 S	10/2009	Andre et al.	
D602,017 S	10/2009	Andre et al.	
D602,486 S	10/2009	Andre et al.	
D604,297 S	11/2009	Andre et al.	
D606,129 S	12/2009	Ben-Moshe	
D613,735 S *	4/2010	Andre et al. D14/341
D613,736 S	4/2010	Andre et al.	
D615,083 S	5/2010	Andre et al.	
D615,949 S *	5/2010	Kim D14/138 G
D618,204 S	6/2010	Andre et al.	
2006/0281501 A1 *	12/2006	Zuo et al. 455/575.1
2009/0315690 A1 *	12/2009	Hwang et al. 340/407.2

OTHER PUBLICATIONS

“Meizu’s M8? Apple lawyers, start your engines,” <http://www.engadget.com/2007/01/29/meizus-m8-apple-lawyers-start-your-engines/>. Downloaded Sep. 13, 2007. 3 pages.

* cited by examiner

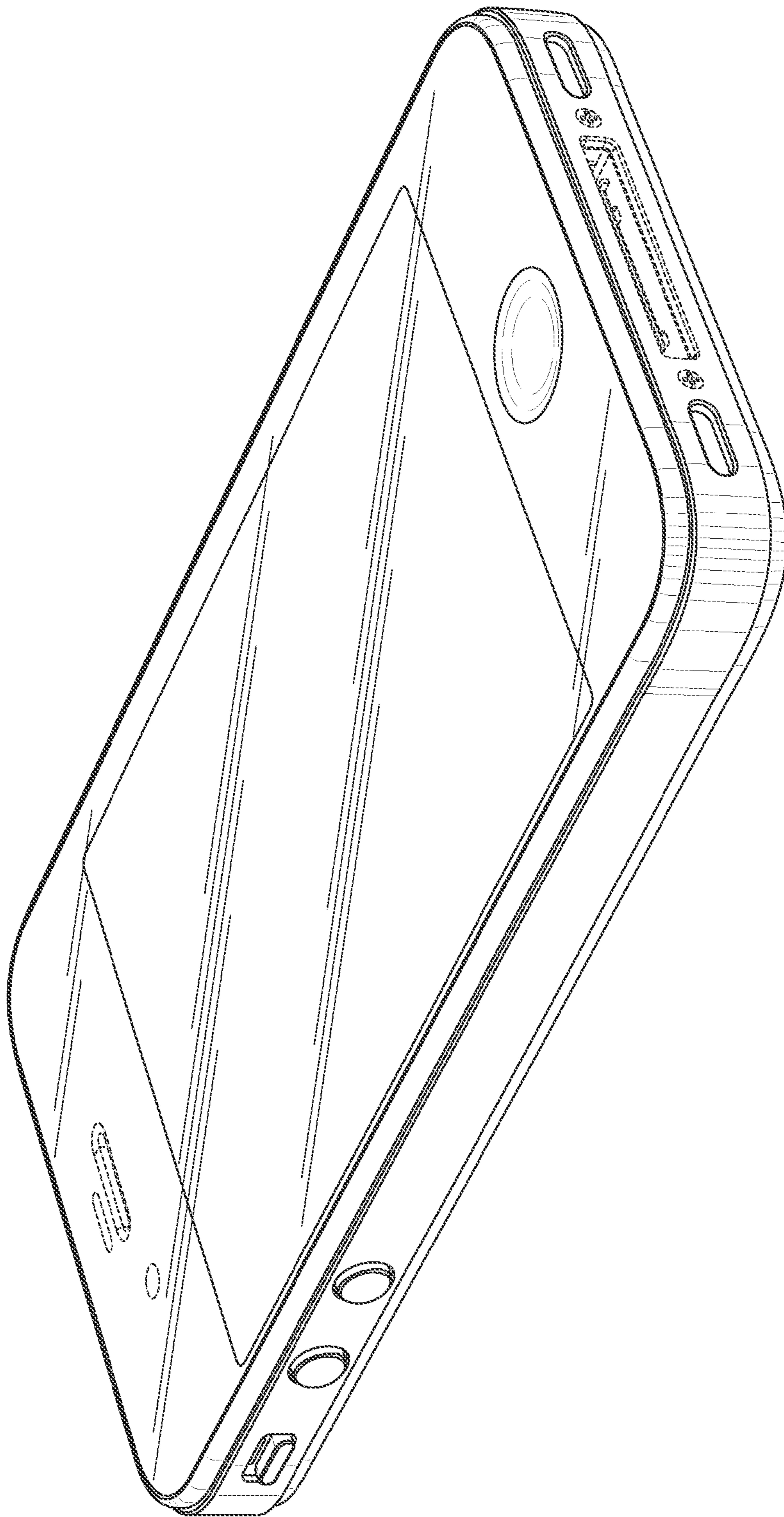


FIG. 1

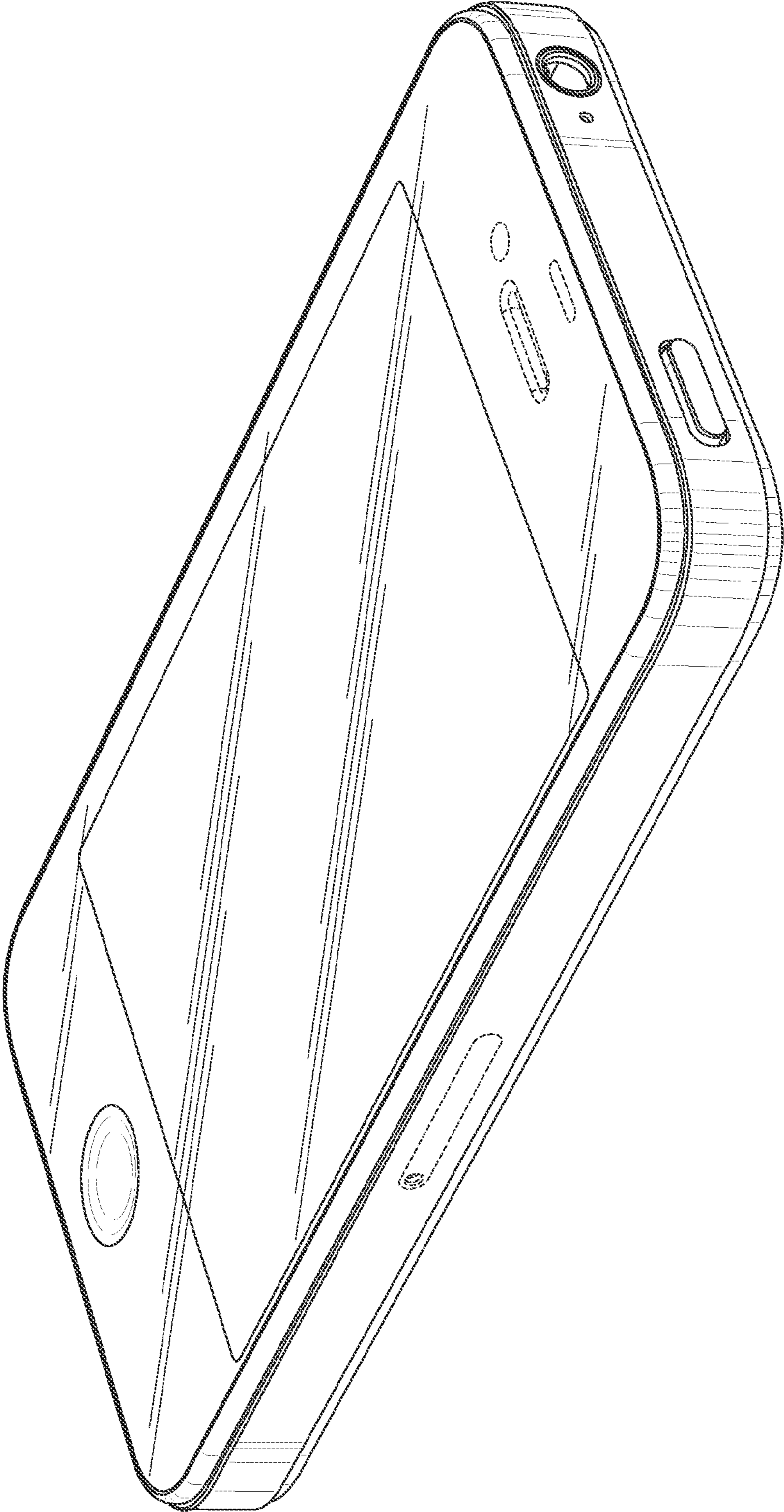


FIG. 2

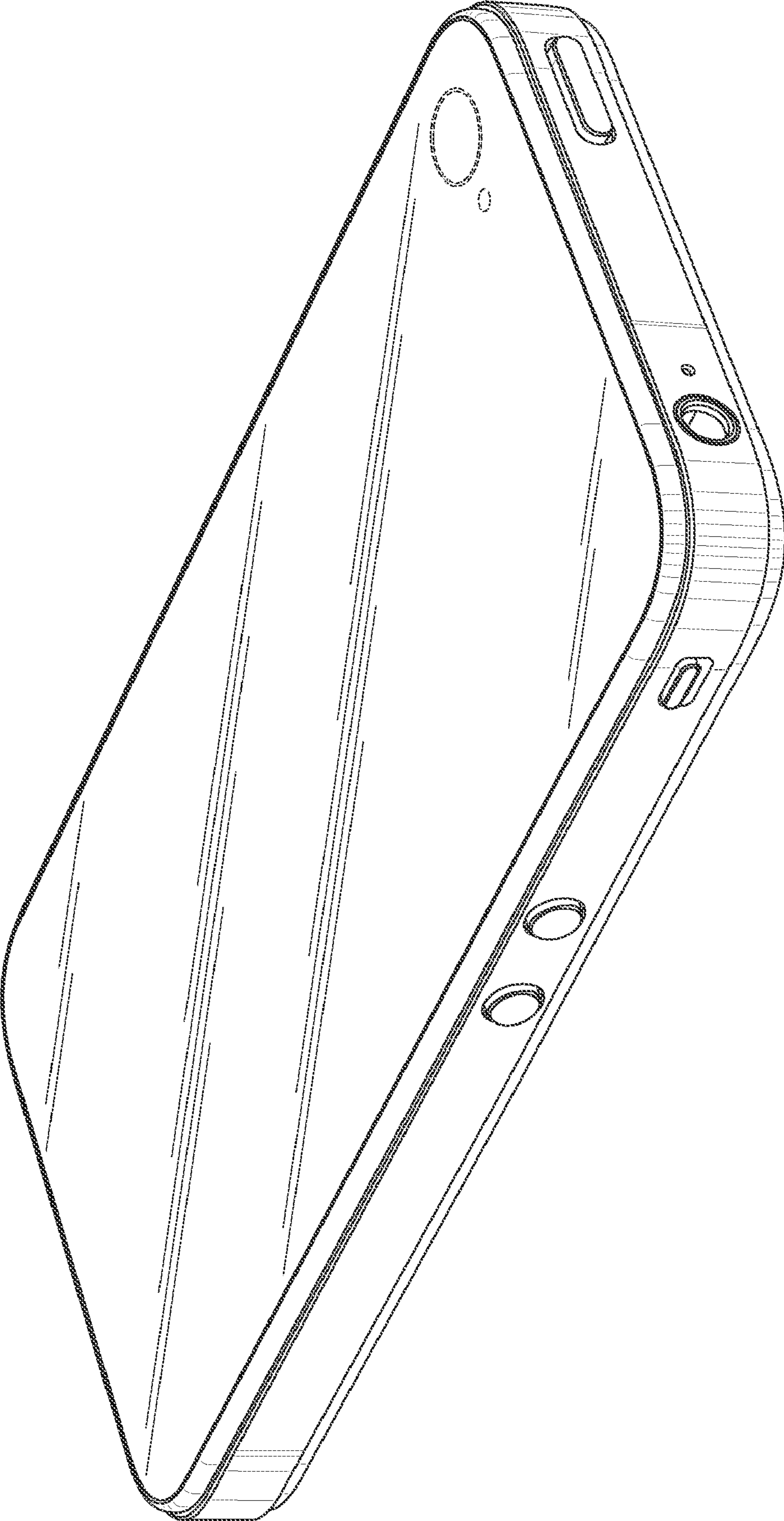


FIG. 3

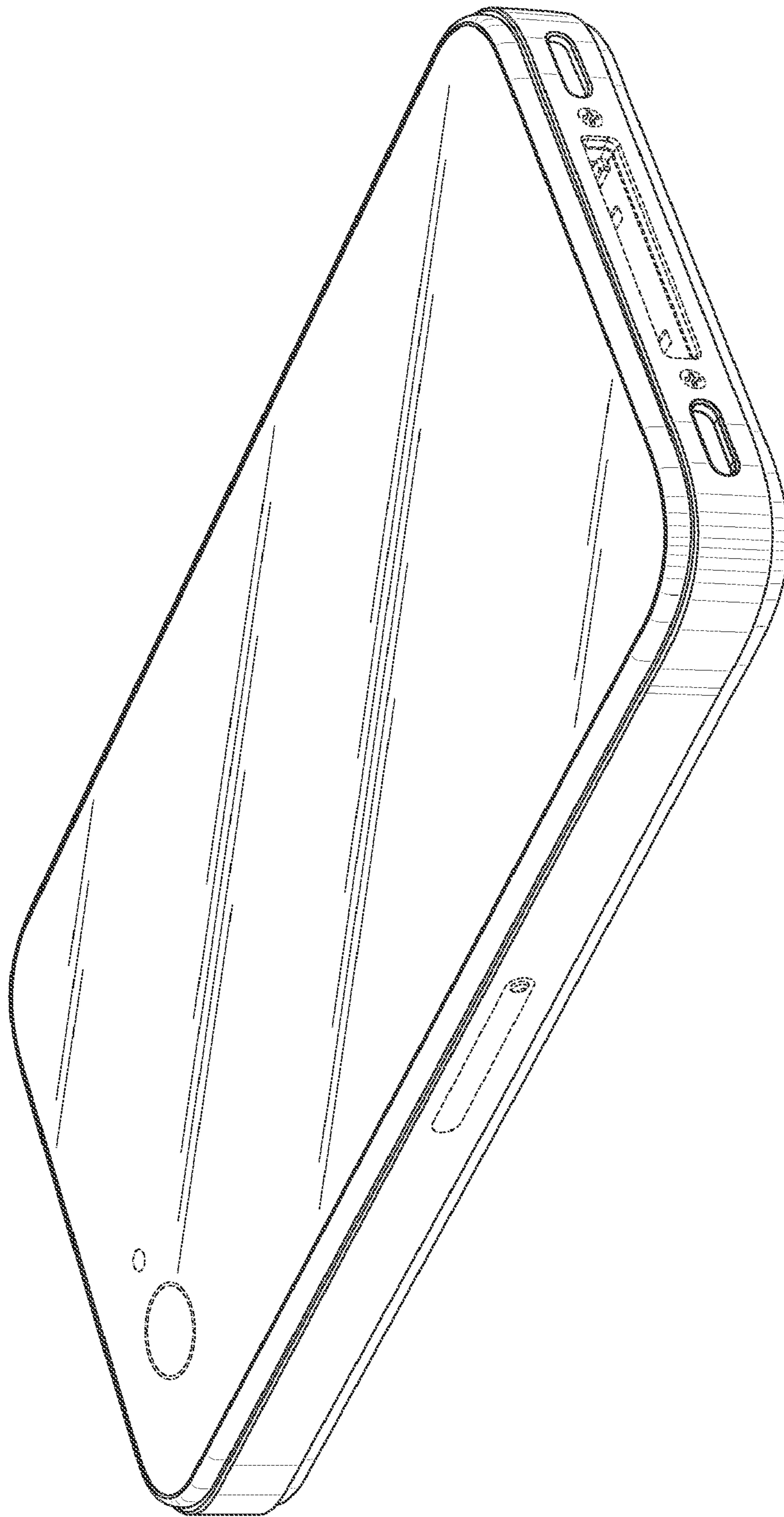


FIG. 4

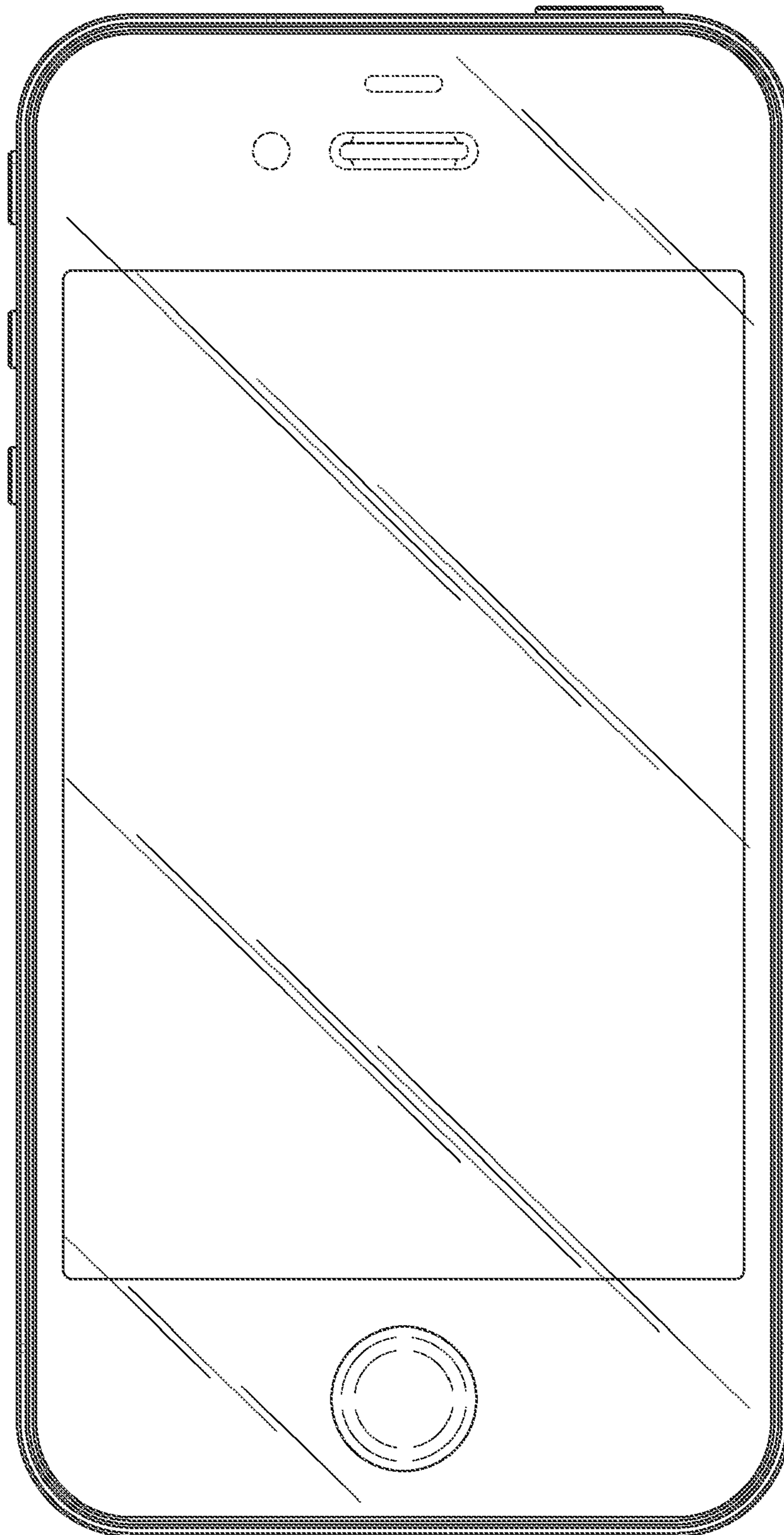


FIG. 5




FIG. 6




FIG. 7




FIG. 8




FIG. 9

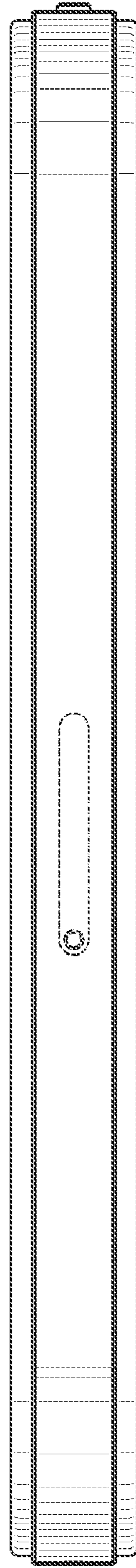


FIG. 10

UNITED STATES PATENT AND TRADEMARK OFFICE
CERTIFICATE OF CORRECTION

PATENT NO. : D627,778 S
APPLICATION NO. : 29/360036
DATED : November 23, 2010
INVENTOR(S) : Akana et al.

Page 1 of 2

It is certified that error appears in the above-identified patent and that said Letters Patent is hereby corrected as shown below:

In the drawings, sheet 3 of 8 consisting of Fig. 3 should be replaced with sheet 3 of 8 consisting of the correct Fig. 3, as shown on the attached page.

Signed and Sealed this
Twenty-eighth Day of February, 2012

A handwritten signature in black ink that reads "David J. Kappos". The signature is written in a cursive, slightly slanted style.

David J. Kappos
Director of the United States Patent and Trademark Office

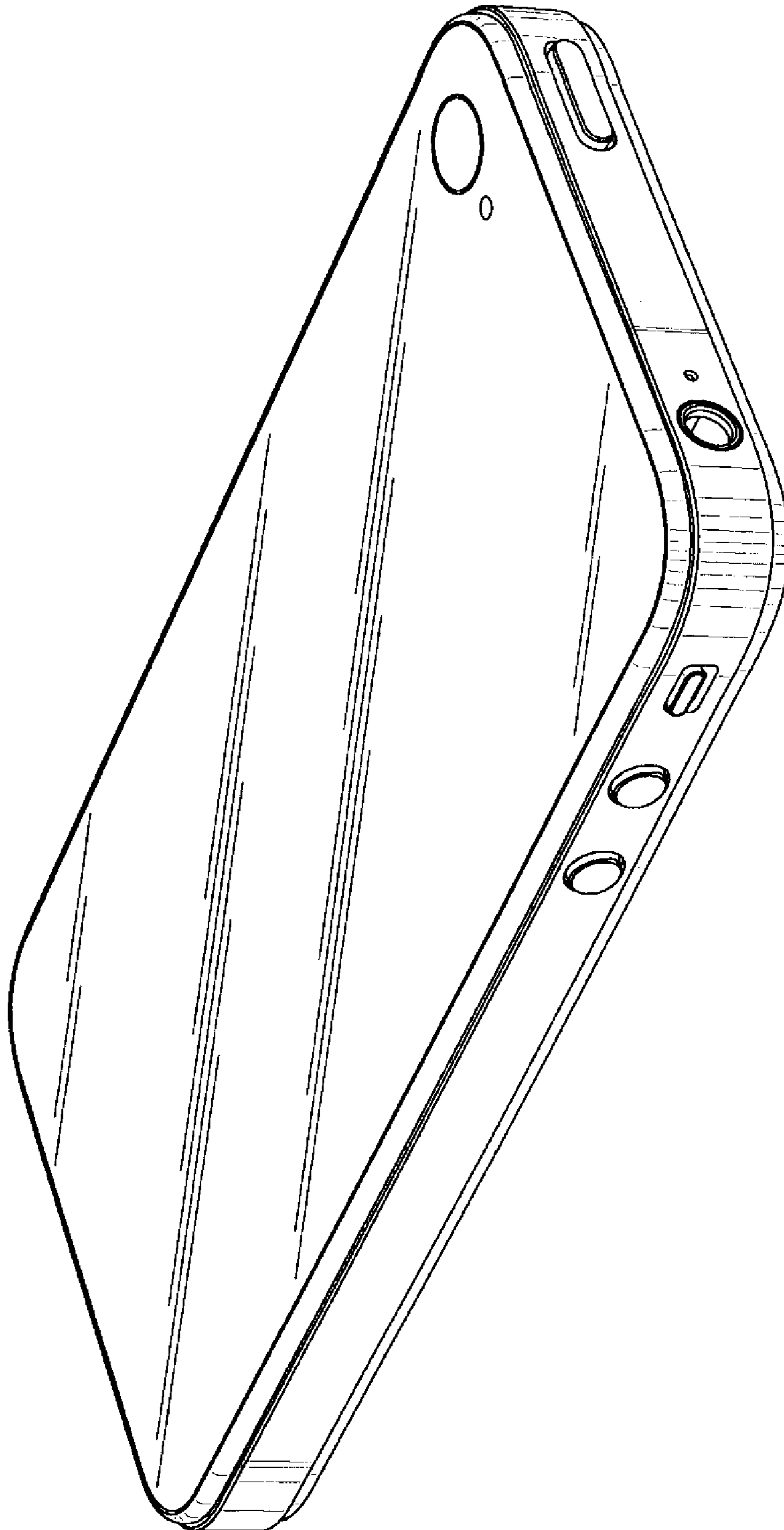


FIG. 3

UNITED STATES PATENT AND TRADEMARK OFFICE
CERTIFICATE OF CORRECTION

PATENT NO. : D627,778 S
APPLICATION NO. : 29/360036
DATED : November 23, 2010
INVENTOR(S) : Jody Akana

Page 1 of 2

It is certified that error appears in the above-identified patent and that said Letters Patent is hereby corrected as shown below:

In the Drawings

Please replace Figure 3 with the attached Figure 3.

Signed and Sealed this
Twenty-second Day of April, 2014



Michelle K. Lee
Deputy Director of the United States Patent and Trademark Office

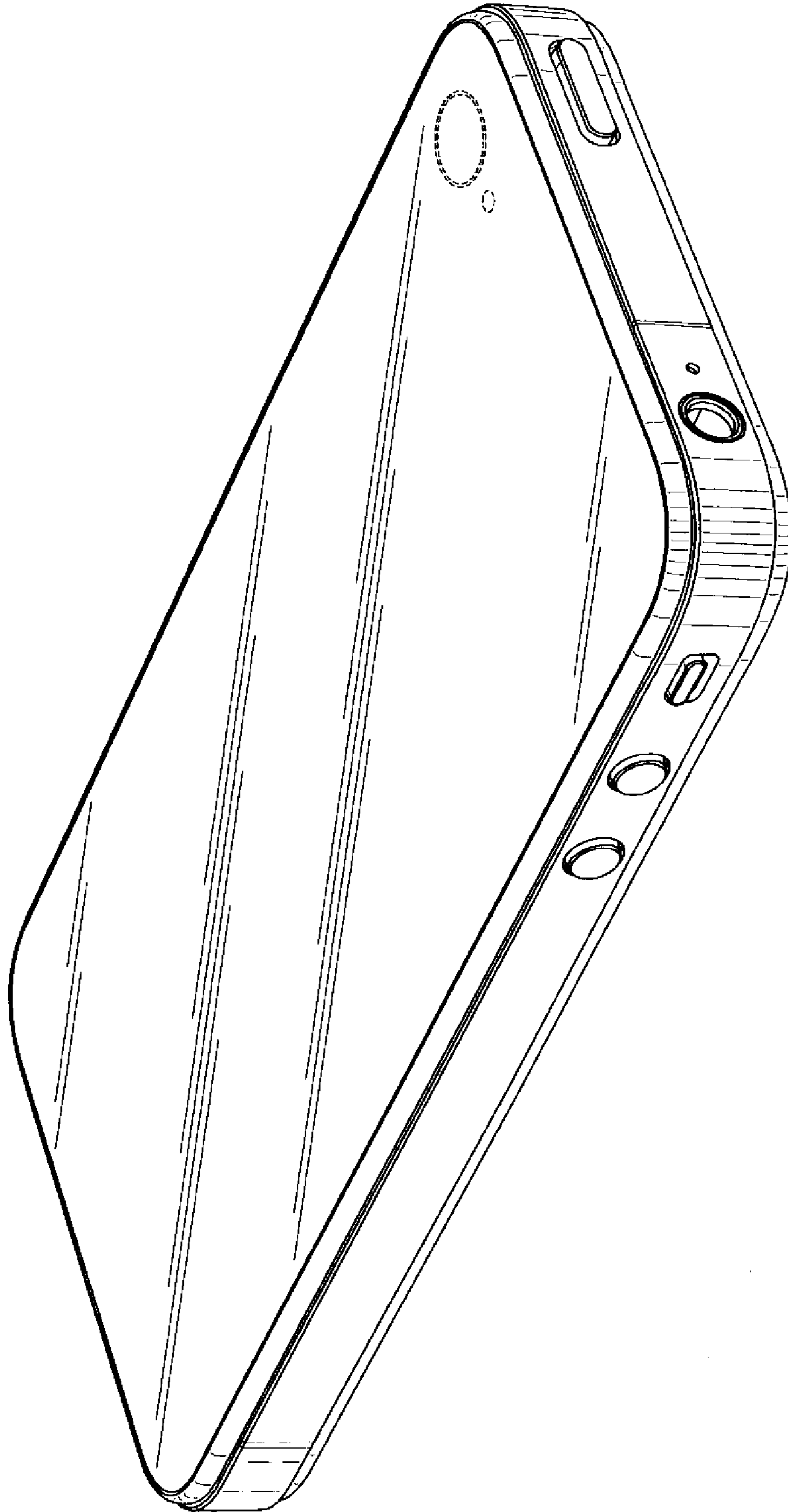


FIG. 3