



US00D627772S

(12) **United States Design Patent**
Wang et al.

(10) **Patent No.:** **US D627,772 S**

(45) **Date of Patent:** **** Nov. 23, 2010**

(54) **OPERATOR CONTROL PANEL WITH
DISPLAY AND MULTIPLE FUNCTION
BUTTONS FOR A STORAGE LIBRARY**

D585,441 S * 1/2009 Alfonso et al. D14/313

* cited by examiner

(75) Inventors: **Qiang Wang**, Cypress, TX (US); **Gregg
S. Schmidtke**, Fort Collins, CO (US);
Arthur Wu, Plano, TX (US)

Primary Examiner—T. Chase Nelson
Assistant Examiner—Michael A Pratt

(73) Assignee: **Hewlett-Packard Development
Company, L.P.**, Houston, TX (US)

(57) **CLAIM**

(**) Term: **14 Years**

The ornamental design for an operator control panel with display and multiple function buttons for a storage library, as shown and described.

(21) Appl. No.: **29/285,274**

DESCRIPTION

(22) Filed: **Mar. 26, 2007**

(51) **LOC (9) Cl.** **14-02**

(52) **U.S. Cl.** **D14/313**

(58) **Field of Classification Search** D14/300,
D14/301, 308, 388, 349–361; D13/162,
D13/184, 199; 312/223.1–223.3; 360/99.01–99.12;
361/690–696; 369/34.01, 36.01; 358/496
See application file for complete search history.

FIG. 1 is a front perspective view of a first embodiment of an operator control panel with display and multiple function buttons for a storage library;

FIG. 2 is a front end view of FIG. 1;

FIG. 3 is a rear end view of FIG. 1;

FIG. 4 is a side view of FIG. 1;

FIG. 5 is a top view of FIG. 1;

FIG. 6 is a front perspective view of a second embodiment operator control panel with display and multiple function buttons for a storage library;

FIG. 7 is a front end view of FIG. 6;

FIG. 8 is a rear end view of FIG. 6;

FIG. 9 is a side view of FIG. 6; and,

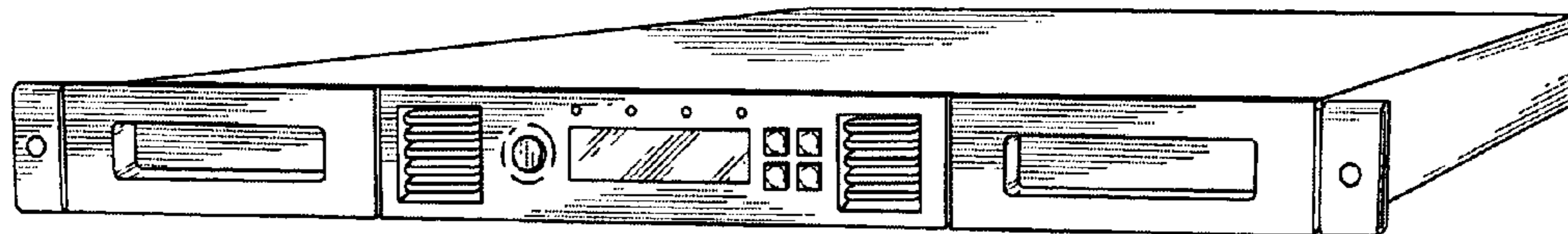
FIG. 10 is a top view of FIG. 6.

(56) **References Cited**

U.S. PATENT DOCUMENTS

D329,641 S *	9/1992	Goff	D14/313
D345,964 S *	4/1994	Hultgren et al.	D14/313
D411,985 S *	7/1999	Hartel	D14/313
D431,239 S *	9/2000	Sasago	D14/214
D460,963 S *	7/2002	Mautz et al.	D14/313
D585,440 S *	1/2009	Alfonso et al.	D14/313

1 Claim, 4 Drawing Sheets



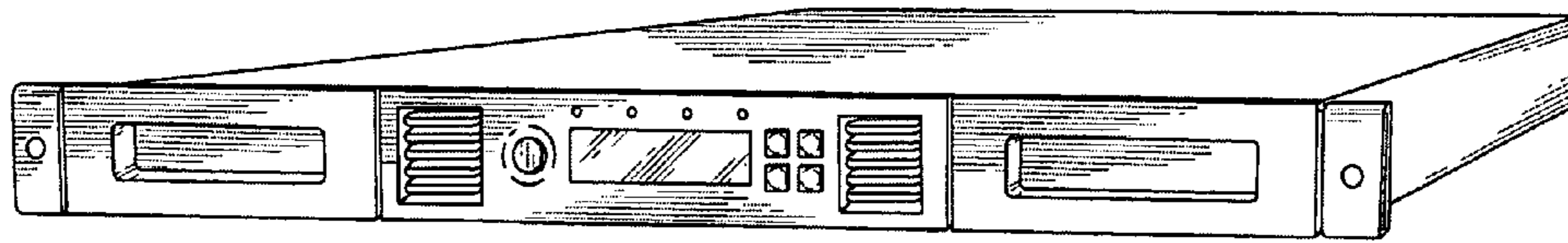


FIG. 1



FIG. 2




FIG. 3



FIG. 4




FIG. 5

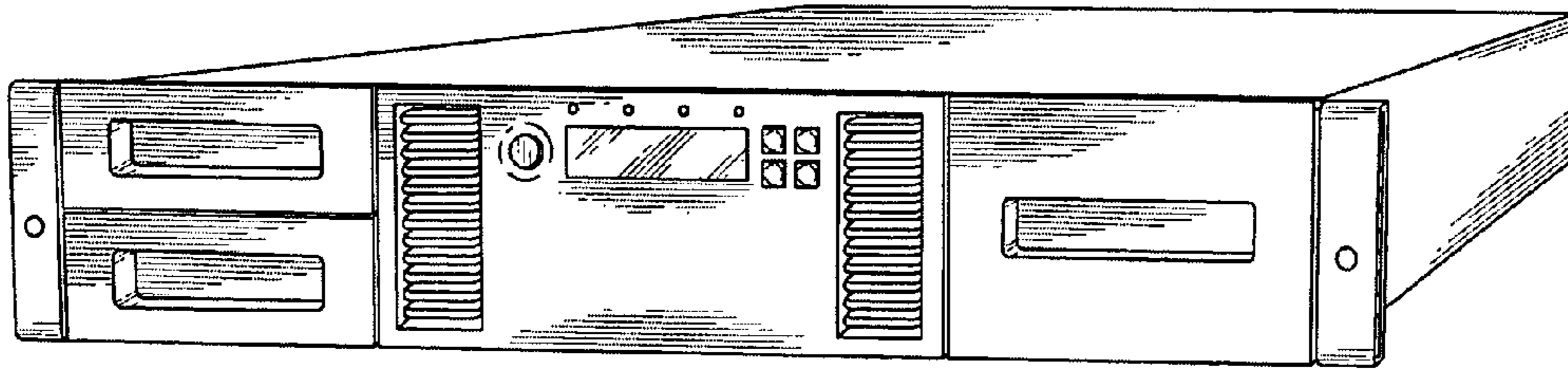


FIG. 6

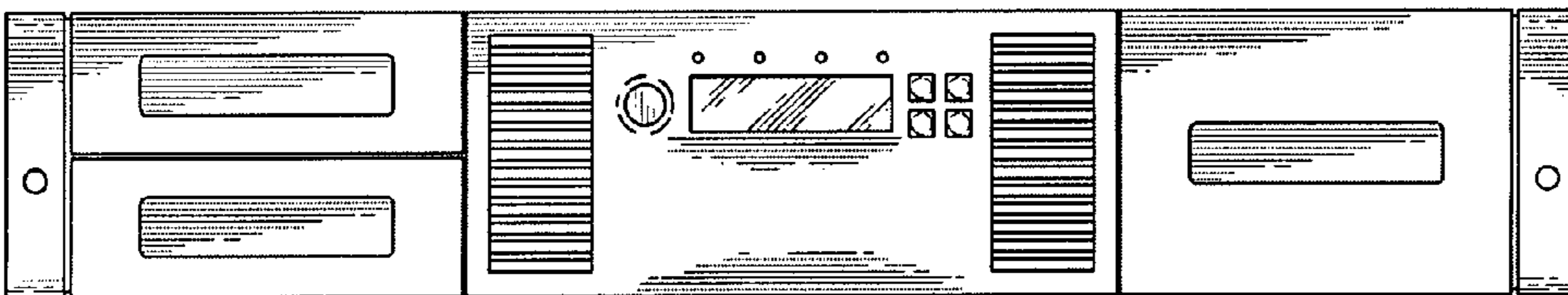


FIG. 7




FIG. 8




FIG. 9




FIG. 10