



US00D627771S

(12) **United States Design Patent**
Smith et al.

(10) **Patent No.:** **US D627,771 S**
(45) **Date of Patent:** **** Nov. 23, 2010**

(54) **HOLDER FOR PORTABLE ITEMS**

(75) Inventors: **Christopher A. Smith**, Issaquah, WA (US); **Carm Pierce**, Everett, WA (US); **Mysore Y. Jaisimha**, Kenmore, WA (US); **David Herbig**, Bellevue, WA (US)

(73) Assignee: **At Hand Gear, LLC**, Bellevue, WA (US)

(**) Term: **14 Years**

(21) Appl. No.: **29/353,304**

(22) Filed: **Jan. 6, 2010**

(51) **LOC (9) Cl.** **14-03**

(52) **U.S. Cl.** **D14/253**

(58) **Field of Classification Search** D14/149,
D14/250–253, 299, 452, 454, 447, 140, 142,
D14/240, 242, 434, 137, 217; D8/363, 373;
D12/415; 248/206.2–206.4, 220.21, 279.1;
379/426, 446, 454, 455; D13/107–108, 103;
D3/218; D16/242

See application file for complete search history.

(56) **References Cited**

U.S. PATENT DOCUMENTS

D184,411 S *	2/1959	Schoen	D14/252
D301,883 S *	6/1989	Kroplopp et al.	D14/142
D320,991 S *	10/1991	Nagai et al.	D14/251
D321,885 S *	11/1991	Sheldrake	D14/253
D346,275 S *	4/1994	Hayasaka et al.	D3/218
5,305,381 A *	4/1994	Wang et al.	379/455
D356,798 S *	3/1995	Rudkiewicz et al.	D14/253
D360,210 S *	7/1995	Rudkiewicz et al.	D14/253

(Continued)

FOREIGN PATENT DOCUMENTS

WO DM/060267 * 6/2002

(Continued)

OTHER PUBLICATIONS

Universal Electronic Device Holder, <URL:http://www.themountdepot.com/RAM_HOL_UN3U_p/ram-hol-un3u.htm>, retrieved from internet Jul. 5, 2010.*

(Continued)

Primary Examiner—Robert M Spear
Assistant Examiner—Carla Jobe Wright

(74) *Attorney, Agent, or Firm*—Townsend and Townsend and Crew LLP

(57) **CLAIM**

The ornamental design for a holder for portable items, as shown and described.

DESCRIPTION

FIG. 1 is a perspective view from the front of a holder for portable items as claimed herein;

FIG. 2 is a top plan view of the holder for portable items;

FIG. 3 is a front elevational view of the holder for portable items;

FIG. 4 is a right side elevational view of the holder for portable items;

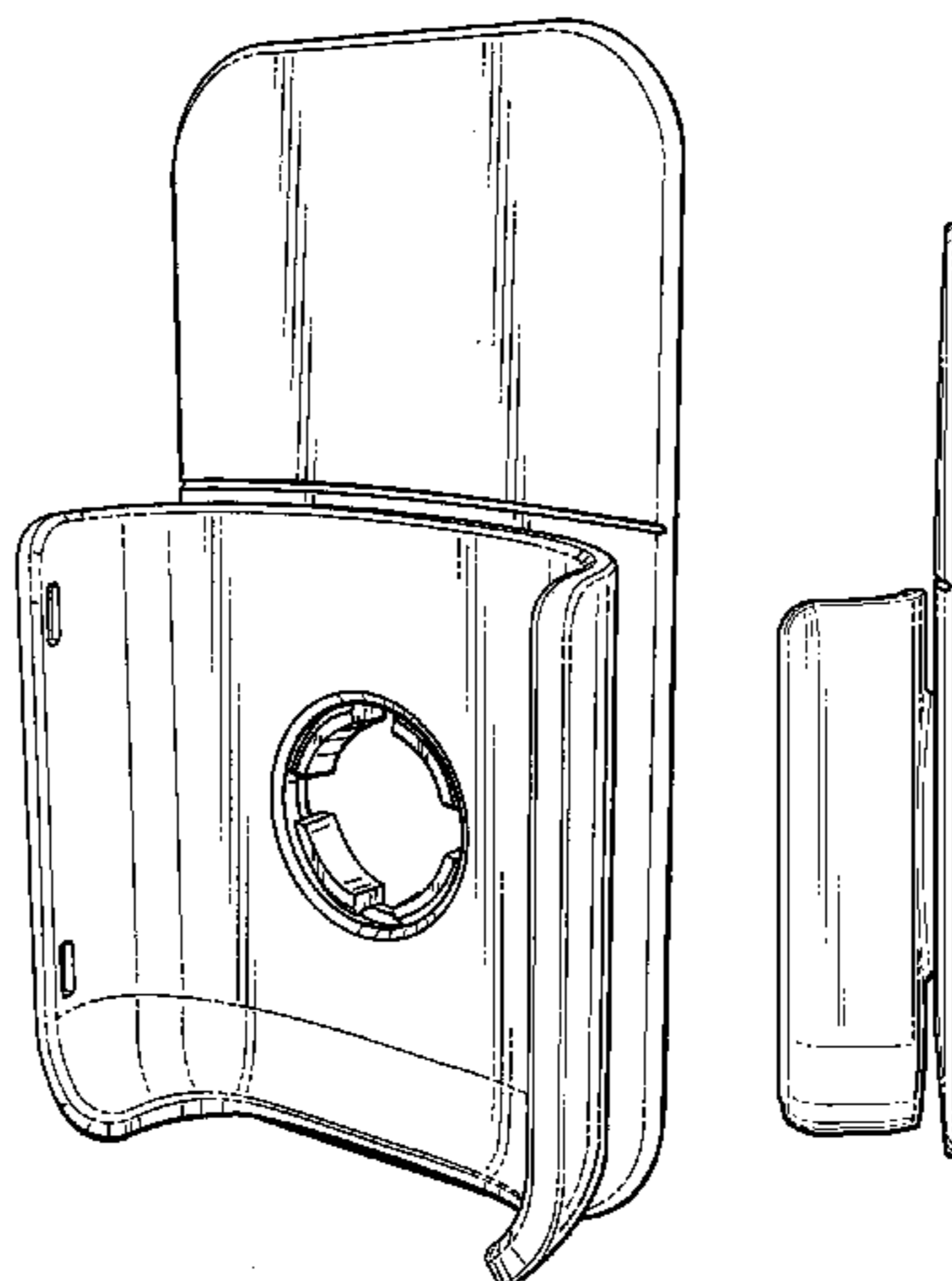
FIG. 5 is a left side elevational view of the holder for portable items;

FIG. 6 is a rear elevational view of the holder for portable items; and,

FIG. 7 is a bottom plan view of the holder for portable items.

The broken lines immediately adjacent the shaded surfaces represent boundaries of the claimed design. All other broken lines are directed to environment. The broken lines and unshaded regions within the broken lines form no part of the claimed design.

1 Claim, 3 Drawing Sheets



US D627,771 S

Page 2

U.S. PATENT DOCUMENTS

5,898,775 A * 4/1999 Niemo et al. 379/446
D411,543 S * 6/1999 Richter D14/253
D411,931 S * 7/1999 Hartmann et al. D6/553
D431,250 S * 9/2000 Richter D14/447
D528,539 S * 9/2006 McClaude D14/253
D529,489 S * 10/2006 Sbordon, Jr. D14/253
D535,988 S * 1/2007 Kettula et al. D14/253
D544,487 S * 6/2007 Hussaini et al. D14/434
D545,812 S * 7/2007 Grady et al. D14/217
D561,092 S * 2/2008 Kim D13/103
D577,358 S * 9/2008 Kettula et al. D14/253
D587,695 S * 3/2009 Leng et al. D14/240
7,551,458 B2 * 6/2009 Carnevali 361/807
D597,093 S * 7/2009 Neu et al. D14/358

D606,065 S * 12/2009 Rihu D14/253
D607,856 S * 1/2010 Ishii D14/137
D610,579 S * 2/2010 Behar et al. D14/250
D618,454 S * 6/2010 Vogias D3/215

FOREIGN PATENT DOCUMENTS

WO DM/066974 * 9/2005

OTHER PUBLICATIONS

RAM-A-Can with 6" Flexible Arm with Apple RAM-HOL-AP7U
Holder, <URL:[http://www.themountdepot.com/
RAP_299_2_AP7U_p/rap-299-2-ap7u.ht](http://www.themountdepot.com/RAP_299_2_AP7U_p/rap-299-2-ap7u.ht)>, retrieved from
internet Jul. 5, 2010.*

* cited by examiner

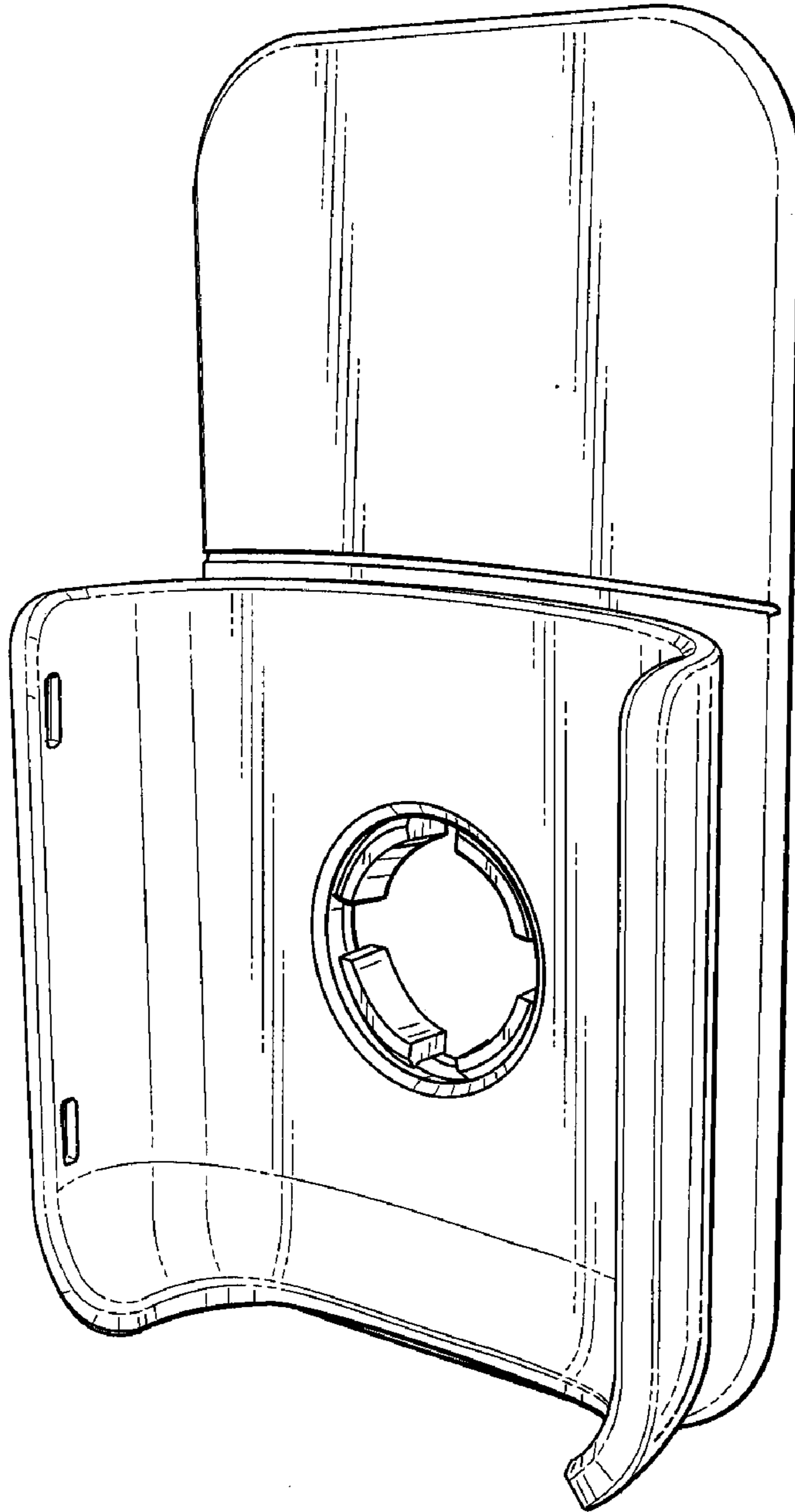


FIG. 1

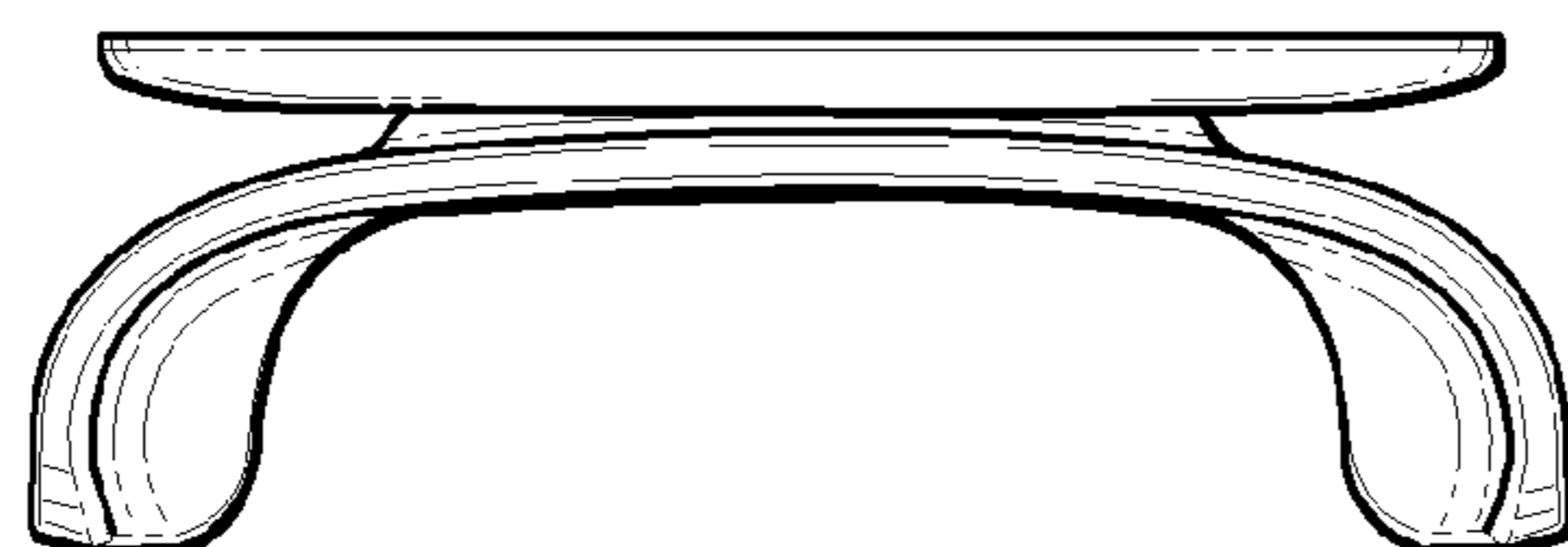


FIG. 2

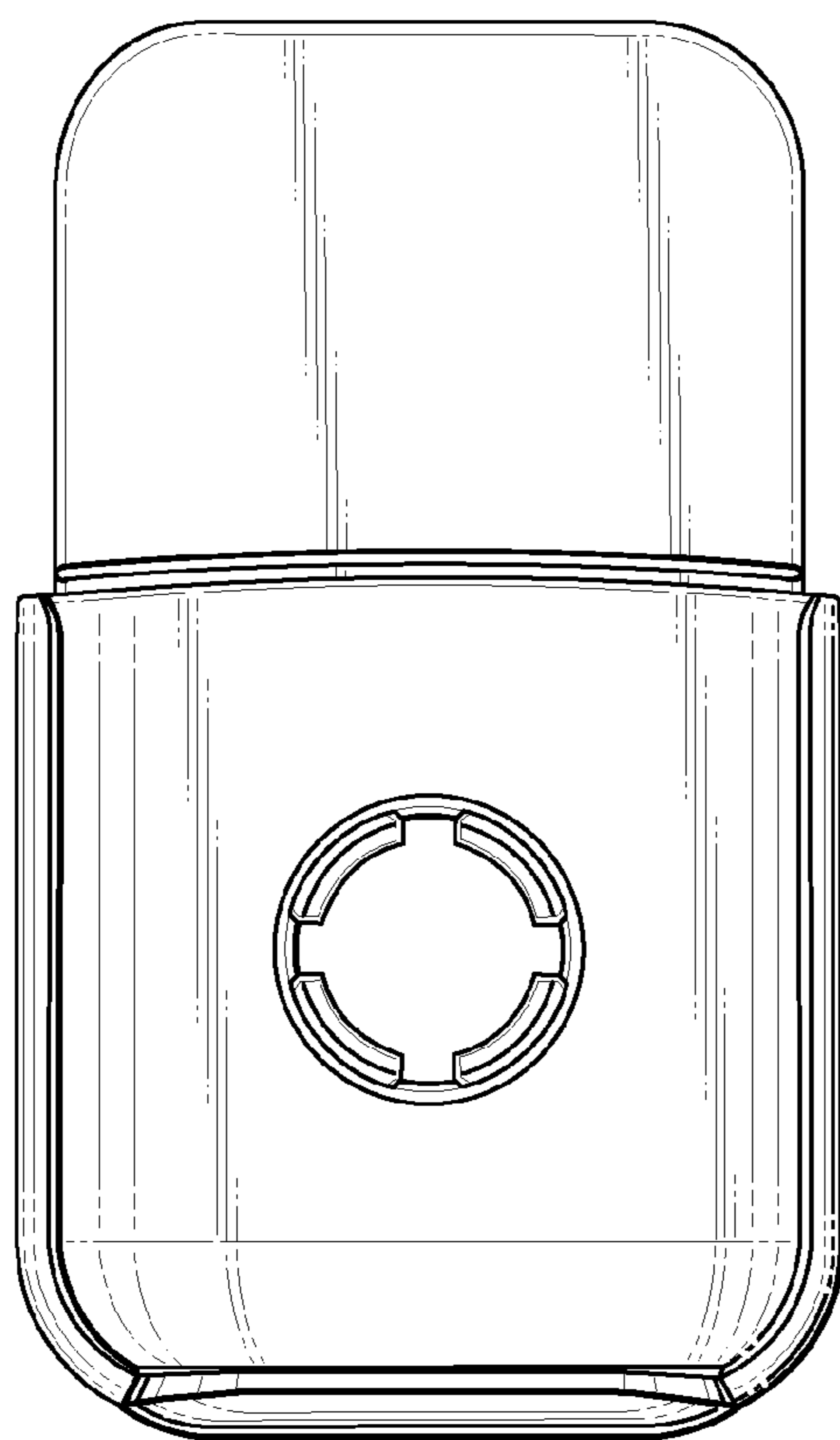


FIG. 3

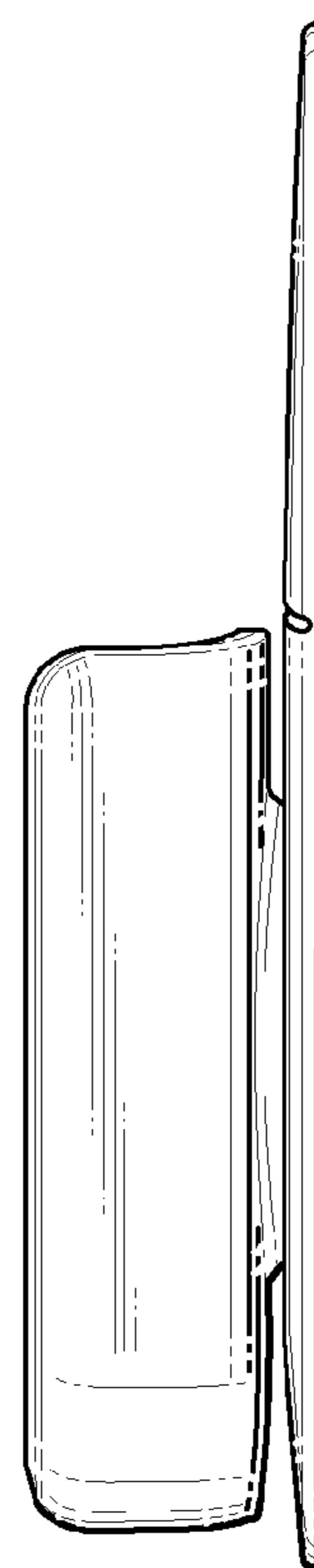


FIG. 4

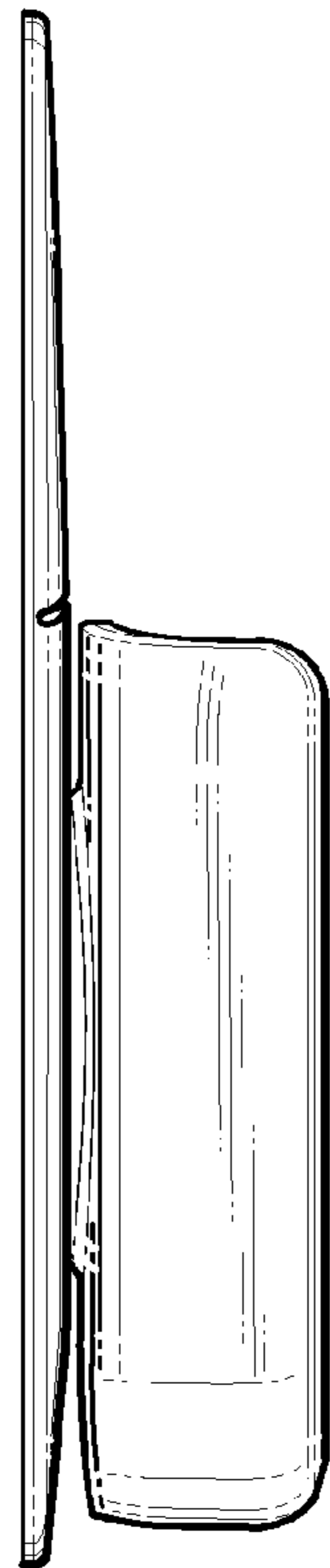


FIG. 5

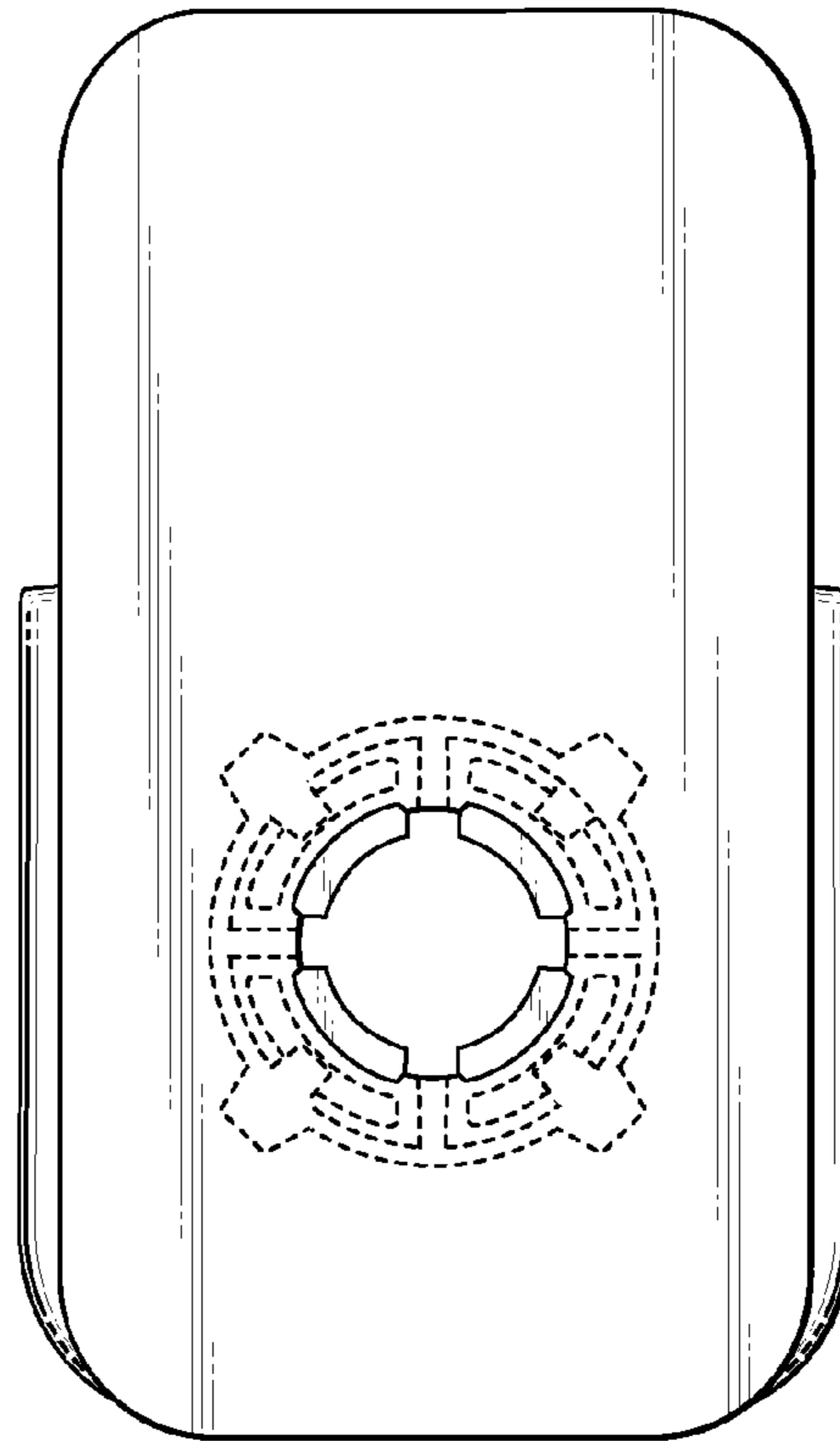


FIG. 6

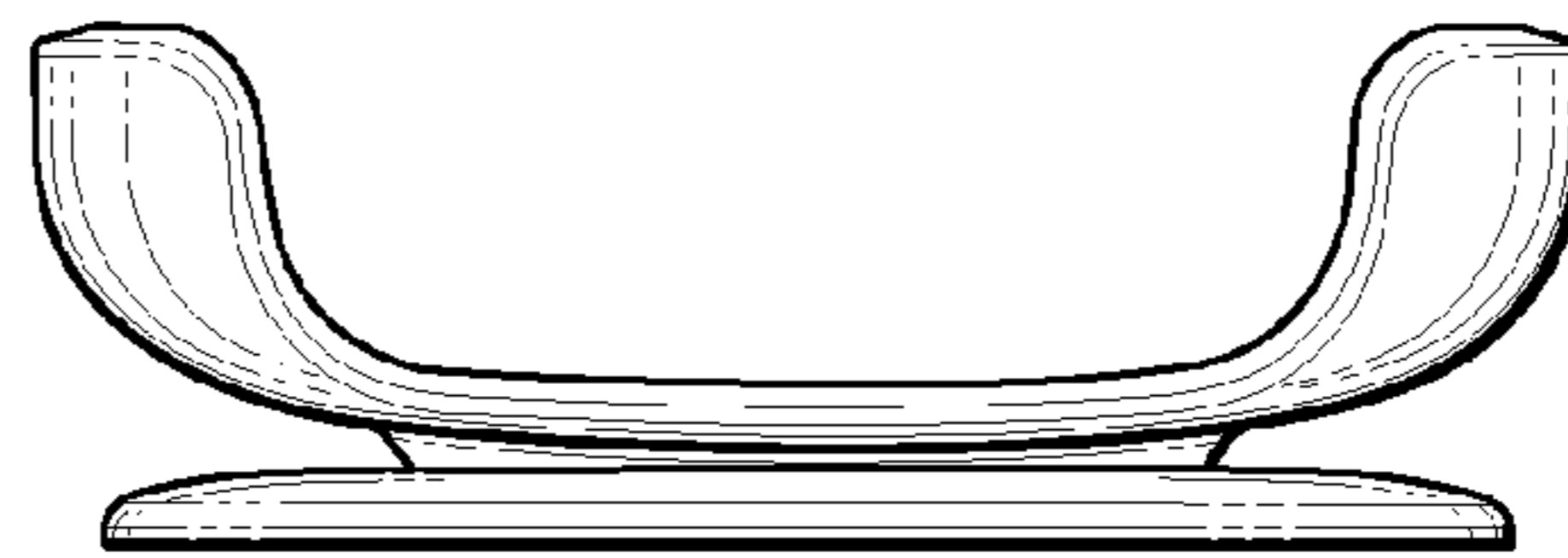


FIG. 7