



US00D627705S

(12) **United States Design Patent**
Farber

(10) **Patent No.:** **US D627,705 S**

(45) **Date of Patent:** **** Nov. 23, 2010**

(54) **ROOFTOP CARGO CARRIER**

(75) Inventor: **Robert Farber**, Montreal (CA)

(73) Assignee: **Swiss Cargo Industries S.A. Inc.**, St. Jean, Quebec (CA)

(**) Term: **14 Years**

(21) Appl. No.: **29/366,655**

(22) Filed: **Jul. 28, 2010**

(51) **LOC (9) Cl.** **12-16**

(52) **U.S. Cl.** **D12/413**

(58) **Field of Classification Search** D12/413,
D12/414, 406, 412, 414.1; 206/213, 8, 9,
206/279, 290, 713, 335, 315.1–315.4; D32/35,
D32/38; D6/317–319, 513–514, 552; 293/37.1,
293/3, 100; 224/309–310, 315–316, 323–329,
224/400; D3/304–306; 280/760–762, 848,
280/727, 769; 296/99.1, 37.1, 100.01, 100.02,
296/157

See application file for complete search history.

(56) **References Cited**

U.S. PATENT DOCUMENTS

D297,631 S *	9/1988	Breger	D12/413
D299,914 S *	2/1989	Witte	D12/413
D317,429 S *	6/1991	Seaver	D12/413
D336,875 S *	6/1993	Cox	D12/413
D342,049 S *	12/1993	Harrison	D12/413

D373,105 S *	8/1996	Imotani	D12/413
5,575,723 A *	11/1996	Take et al.	473/305
D412,881 S *	8/1999	Behringer	D12/413
D420,321 S *	2/2000	McCoy et al.	D12/413
D462,312 S *	9/2002	Klein	D12/413
D498,674 S *	11/2004	Smouha	D6/472
D515,016 S *	2/2006	Gruner	D12/413
D528,498 S *	9/2006	Gruner	D12/413

* cited by examiner

Primary Examiner—Caron Veynar

Assistant Examiner—Katrina A Kile

(74) *Attorney, Agent, or Firm*—Husch Blackwell LLP Welsh Katz

(57) **CLAIM**

The ornamental design for a rooftop cargo carrier, as shown and described.

DESCRIPTION

FIG. 1 is a first perspective view of the cargo carrier.

FIG. 2 is a second perspective view of the cargo carrier.

FIG. 3 is a left side elevational view of the cargo carrier.

FIG. 4 is a right side elevational view of the cargo carrier.

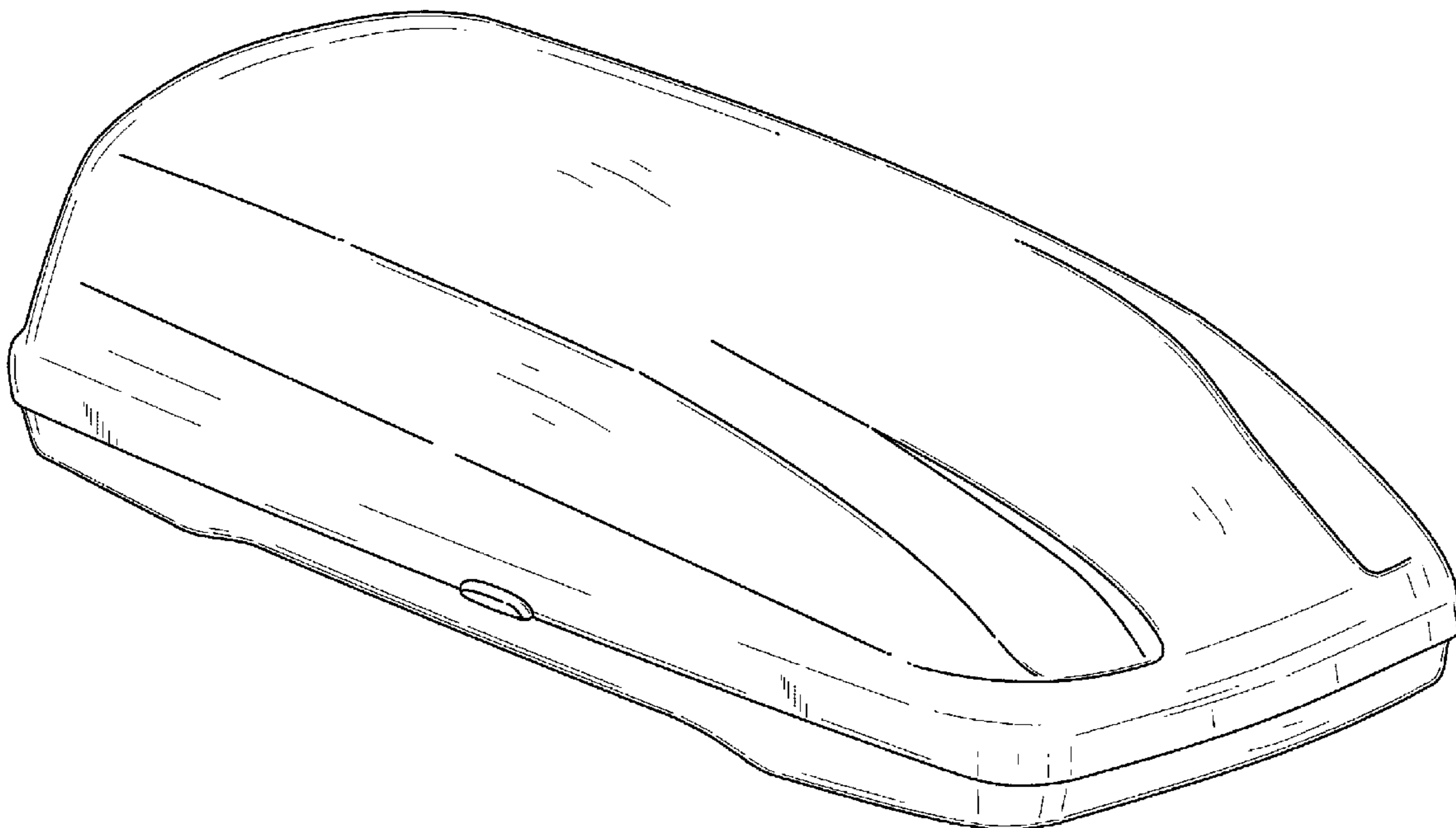
FIG. 5 is a front elevational view of the cargo carrier.

FIG. 6 is a rear elevational view of the cargo carrier.

FIG. 7 is a top plan view of the cargo carrier; and,

FIG. 8 is a bottom plan view of the cargo carrier.

1 Claim, 4 Drawing Sheets



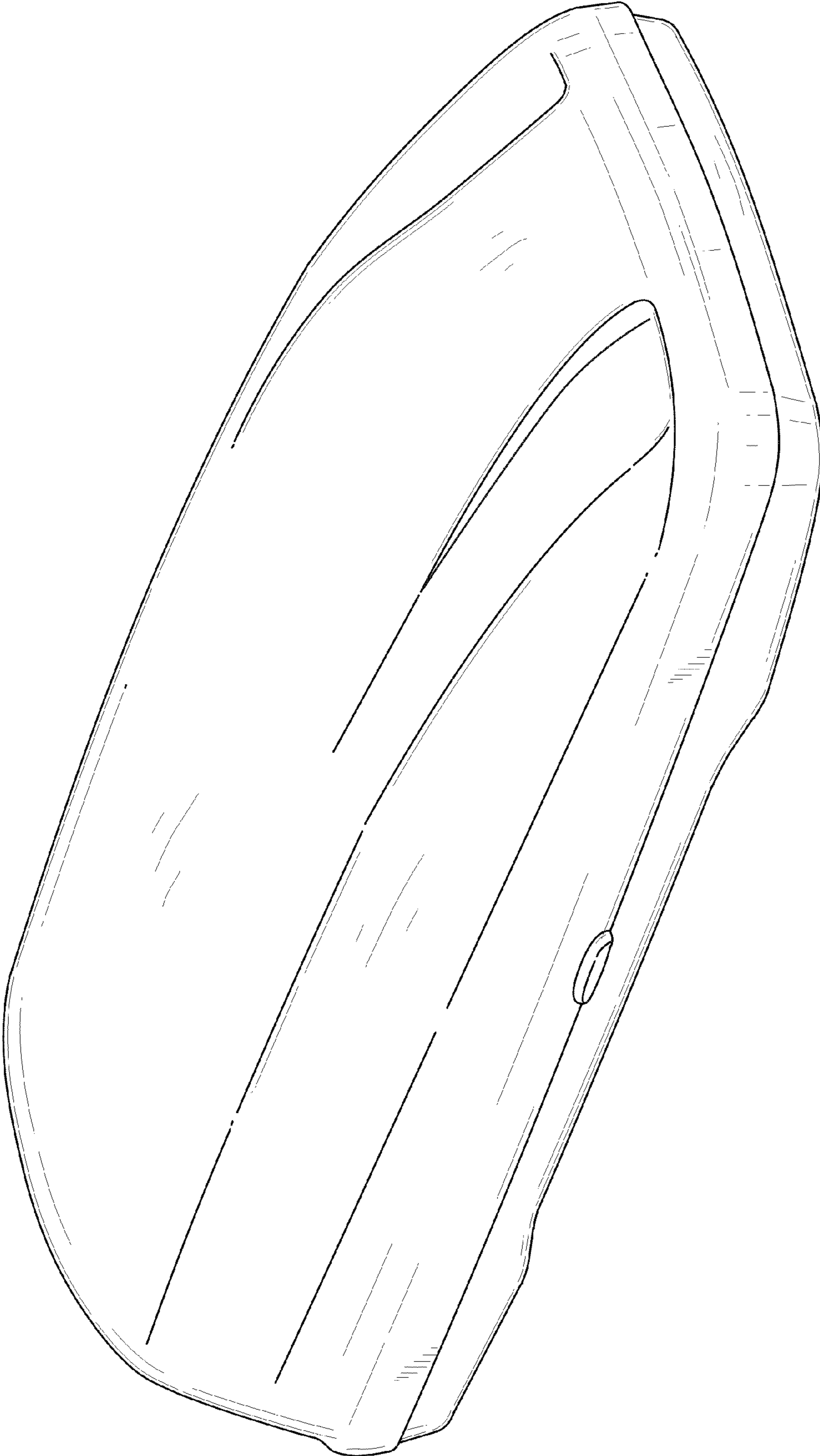


FIG. 1



FIG. 2

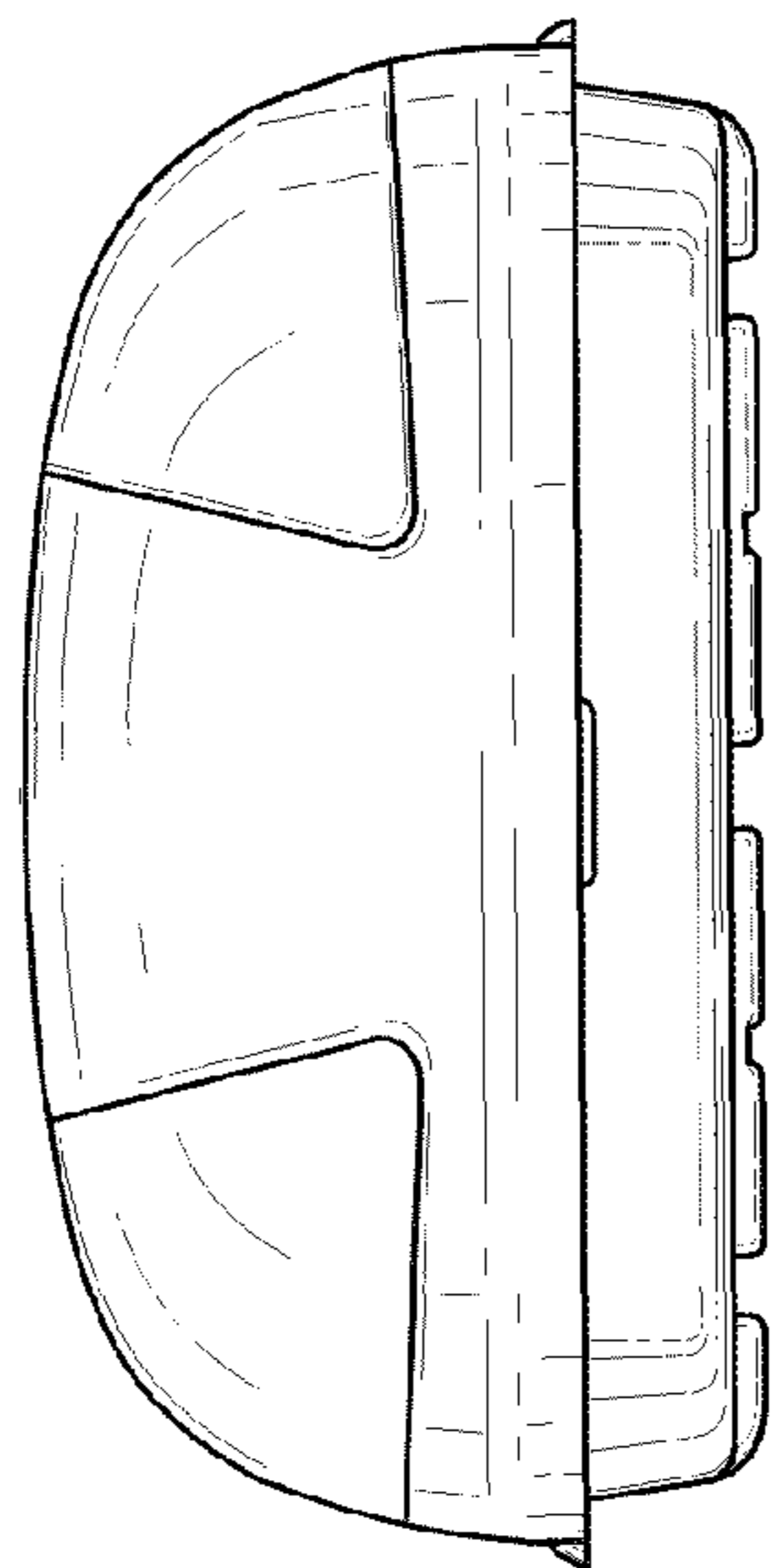


FIG. 5

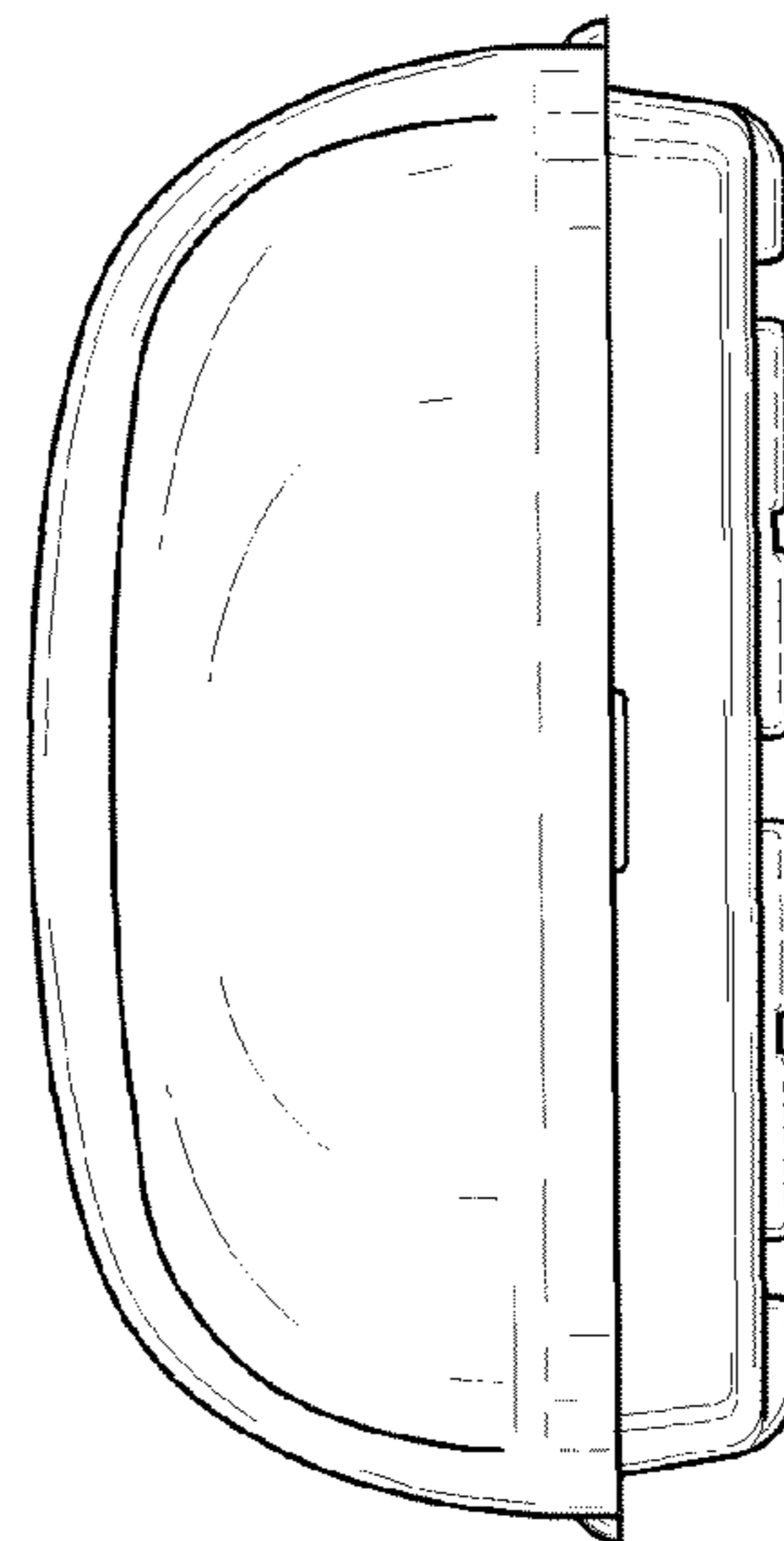


FIG. 6



FIG. 3




FIG. 4

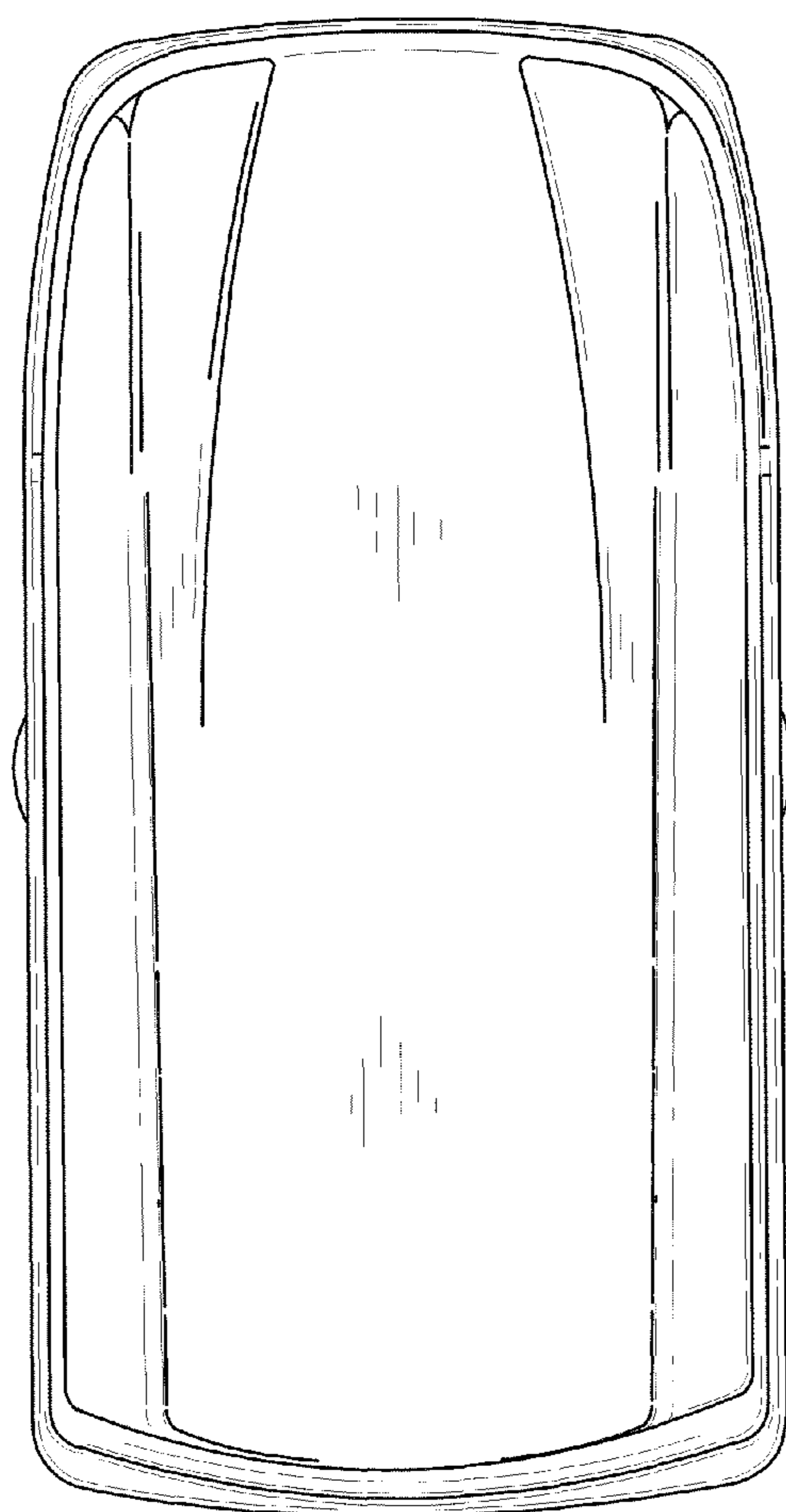


FIG. 7



FIG. 8