



US00D627679S

(12) **United States Design Patent**
Muller

(10) **Patent No.:** **US D627,679 S**
(45) **Date of Patent:** **** Nov. 23, 2010**

(54) **DECORATIVE PANEL**

(75) Inventor: **Carl A. Muller**, Huntington Beach, CA (US)

(73) Assignee: **Elite Manufacturing Corporation**, Santa Fe Springs, CA (US)

(**) Term: **14 Years**

(21) Appl. No.: **29/341,851**

(22) Filed: **Aug. 13, 2009**

(51) **LOC (9) Cl.** **11-02**

(52) **U.S. Cl.** **D11/131**

(58) **Field of Classification Search** D6/300-314,
D6/332, 352; D20/29; 40/700, 711, 735,
40/738, 745, 765, 780, 790, 791, 798, 799;
D11/131, 133, 157, 132

See application file for complete search history.

(56) **References Cited**

U.S. PATENT DOCUMENTS

D177,505 S *	4/1956	Jenkins	D6/474
D242,933 S *	1/1977	Brubaker et al.	D11/131
D255,301 S *	6/1980	Windisch et al.	D6/473
D256,138 S *	7/1980	Tesar	D20/10
D322,895 S *	1/1992	Leis et al.	D6/332
D399,693 S *	10/1998	Vreeland et al.	D6/580
D409,395 S *	5/1999	Mok	D6/301
D417,086 S *	11/1999	Feeney	D6/332
D420,223 S *	2/2000	Chipman et al.	D6/332
D422,797 S *	4/2000	Vincent	D6/332
D424,971 S *	5/2000	Churchville	D11/132
D484,827 S *	1/2004	Reuser	D11/131
D520,907 S *	5/2006	Dahl	D11/157

OTHER PUBLICATIONS

Boxes Wall Sconce, available from CB2, Naperville, Illinois, printout available online on Aug. 11, 2009, at <http://www.cb2.com/family.aspx?c=585&f=2236>, 1-page.

Circle Chain Link Wooden Screen, available from Artistry in Furniture LLC, Hicksville New York, printout available online on Aug. 11, 2009, at http://www.artistryinfurniture.com/product_p/1945-sn.htm, 1-page.

Dancing Squares Contemporary Wall Art Set of 2, available from Metal-Wall-Art, Seattle, Washington, printout available online on Aug. 11, 2009, at <http://www.metal-wall-art.com/dancing-squares-contemporary-wall-art.html>, 2-pages.

Inclusion (Set of 2), designed by C. Jere, available from Artisan House Online, Louisville, Kentucky, printout available online on Aug. 11, 2009, at http://www.artisanhouseonline.com/shop/prod_339.html, 1 page.

(Continued)

Primary Examiner—Holly H Baynham

Assistant Examiner—Michelle E Wilson

(74) *Attorney, Agent, or Firm*—Heslin Rothenberg Farley & Mesiti P.C.

(57)

CLAIM

The ornamental design for a decorative panel, as shown and described.

DESCRIPTION

FIG. 1 is an isometric view of a decorative panel in accordance with the new design;

FIG. 2 is a front elevational view thereof,

FIG. 3 is a rear elevational view thereof;


FIG. 4 is a right side elevational view thereof;

FIG. 5 is a left side elevational view thereof; and,

FIG. 6 is a top view thereof.

The broken lines in the figures are for illustrative purposes only and form no part of the claimed design.

1 Claim, 6 Drawing Sheets



OTHER PUBLICATIONS

Sotto Hanging Room Divider, available from Amazon.com, printout available online on Aug. 11, 2009, at http://www.amazon.com/Linea-Sotto-Hanging-Room-Divider/dp/B001I0QUCI/ref=sr_1_13_1?ie=UTF8&s=home-garden&qid=1250039368&sr=8-1, 1-page.

Munjoy Neutral Wool Area Rug, designed by Angela Adams, available from Shoptoit.ca, Alberta, Canada, printout available online on Aug. 11, 2009, at http://www.shoptoit.ca/shop/product—locale_en_productId_2127763.html#STIDetailedSpecs, 2-pages.

Carl A. Muller, pending U.S. Appl. No. 29/341,853, filed Aug. 13, 2009 entitled “Decorative Panel”.

Bird Cabinet, designed by Elizabeth Paige Smith, 1-page, 2002.

Bubbles Screen, designed by Carl Muller, available from Elite Manufacturing Corporation, 1-page, 2007.

Connected Ovals Contemporary Flame Treated Wall Art, available from Metal-Wall-Art, Seattle, Washington, printout available online on Aug. 11, 2009, at <http://www.metal-wall-art.com/connected-ovals-contemporary-wall-art.html>, 2-pages.

Lulu Wallpaper, designed by Angela Adams, printout available online on Aug. 11, 2009, at http://www.angelaadams.com/cgi-bin/commerce.cgi?display=action&emptyoverride=yes&template=PDGCommTemplates_Header_Footer/slides_mdc.html, 1-page.

* cited by examiner




FIG. 1




FIG. 2




FIG. 3

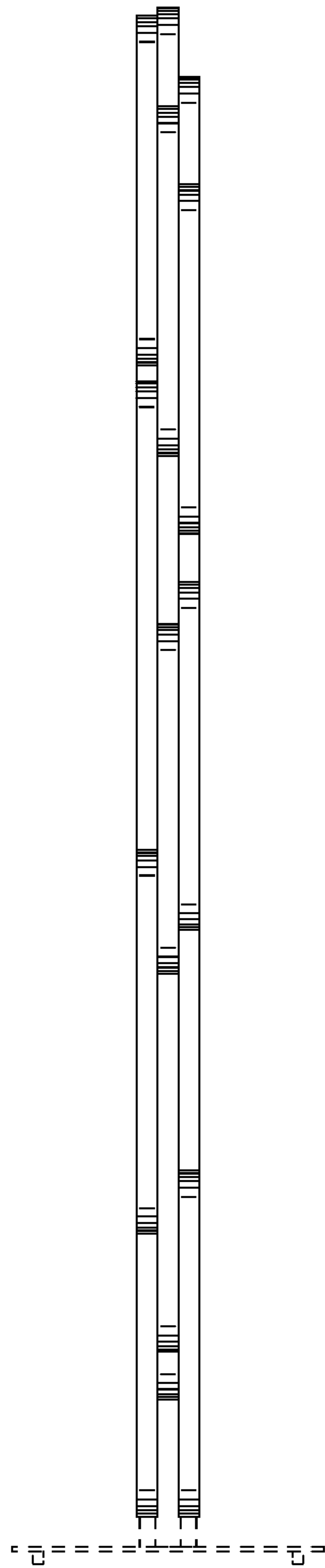


FIG. 4

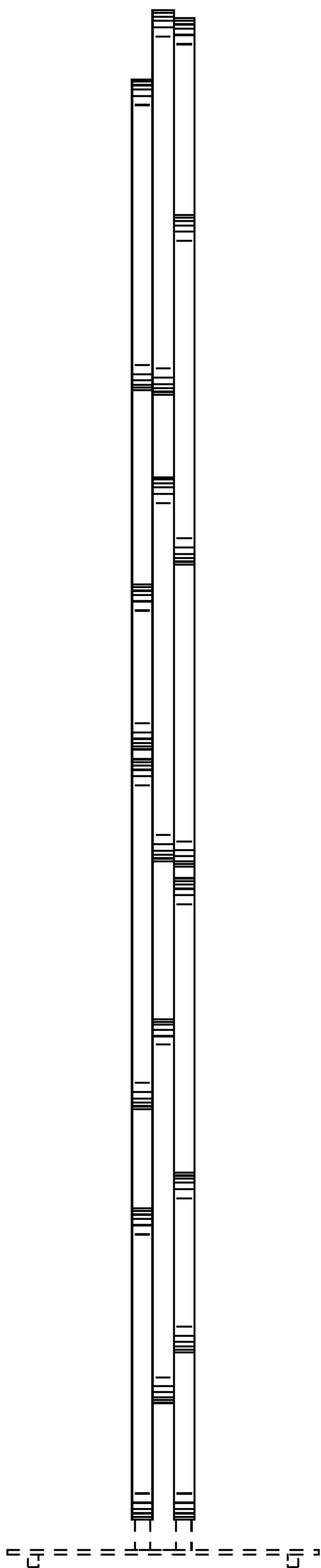


FIG. 5

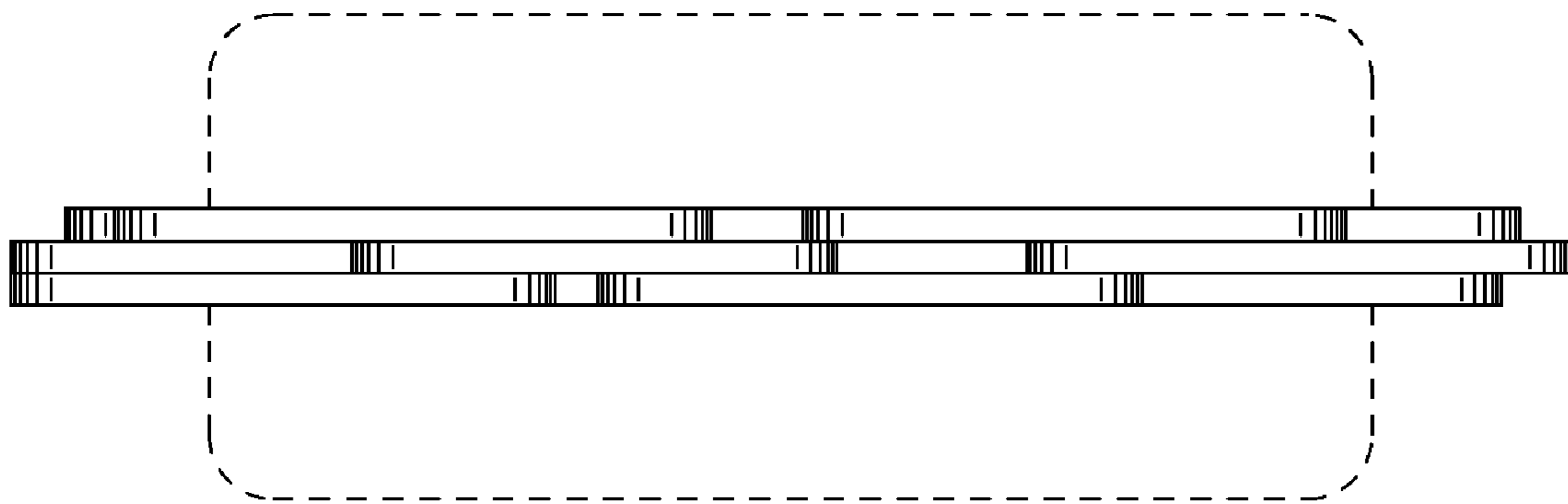


FIG. 6