



US00D627676S

(12) **United States Design Patent**
Gut

(10) **Patent No.:** **US D627,676 S**

(45) **Date of Patent:** **** Nov. 23, 2010**

(54) **ORNAMENTAL STONE ARRANGEMENT**

(75) Inventor: **Marek Gut**, Linz (AT)

(73) Assignee: **Swarovski Aktiengesellschaft**, Triesen (LI)

(**) Term: **14 Years**

(21) Appl. No.: **29/350,650**

(22) Filed: **Nov. 20, 2009**

(30) **Foreign Application Priority Data**

May 25, 2009 (EM) 001143903-0004

(51) **LOC (9) Cl.** **11-01**

(52) **U.S. Cl.** **D11/89**

(58) **Field of Classification Search** D11/1-2,
D11/26-29, 89-92; 63/26-28, 32
See application file for complete search history.

(56) **References Cited**

U.S. PATENT DOCUMENTS

D81,380 S * 6/1930 Dinhofer D11/90
D81,381 S * 6/1930 Dinhofer D11/90
D179,602 S * 1/1957 Jackson D11/86
D183,590 S * 9/1958 Wachtenheim D11/90

D402,226 S * 12/1998 Wolf D11/90
D405,178 S * 2/1999 Dykes D24/146
D454,517 S * 3/2002 Yuan et al. D11/90
D460,928 S * 7/2002 Rokah D11/90
D462,922 S * 9/2002 Yuan et al. D11/90
D605,972 S * 12/2009 Siman-Tov et al. D11/89

* cited by examiner

Primary Examiner—Ralf Seifert

(74) *Attorney, Agent, or Firm*—Wenderoth, Lind & Ponack, L.L.P.

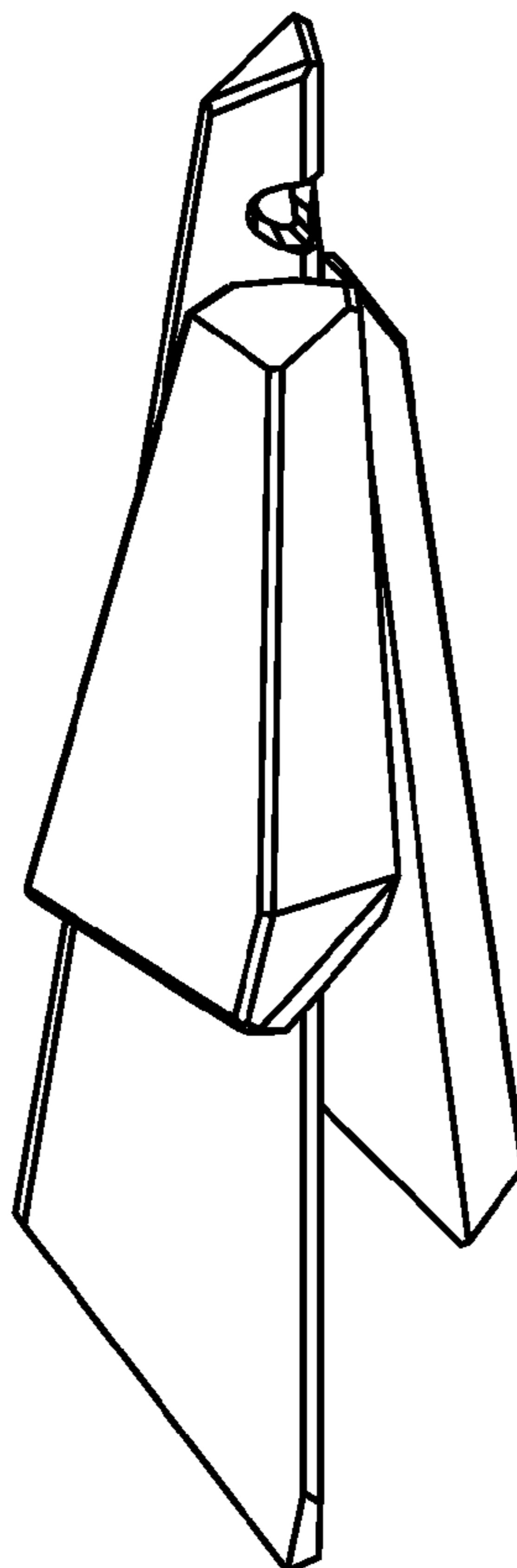
(57) **CLAIM**

I claim the ornamental design for an ornamental stone arrangement, as shown and described.

DESCRIPTION

FIG. 1 is a bottom view of the embodiment;
FIG. 2 is a right side view of the embodiment;
FIG. 3 is a front view of the embodiment;
FIG. 4 is a left side view of the embodiment;
FIG. 5 is a back view of the embodiment;
FIG. 6 is a top view of the embodiment; and,
FIG. 7 is a perspective view of the embodiment.

1 Claim, 2 Drawing Sheets



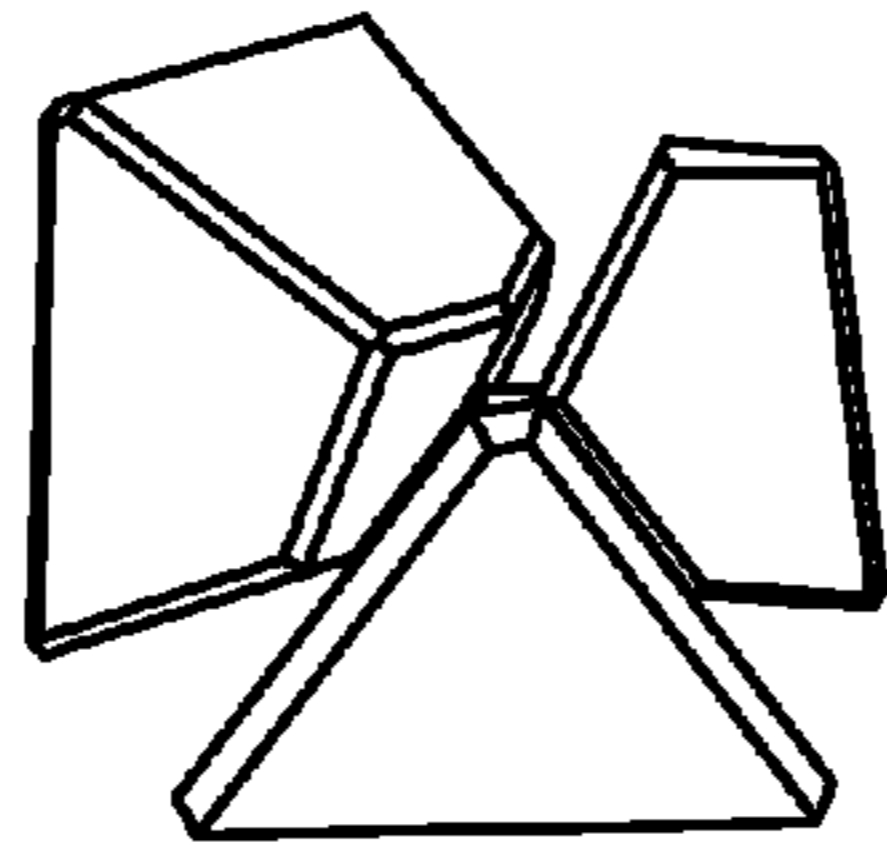


Fig. 1



Fig. 2

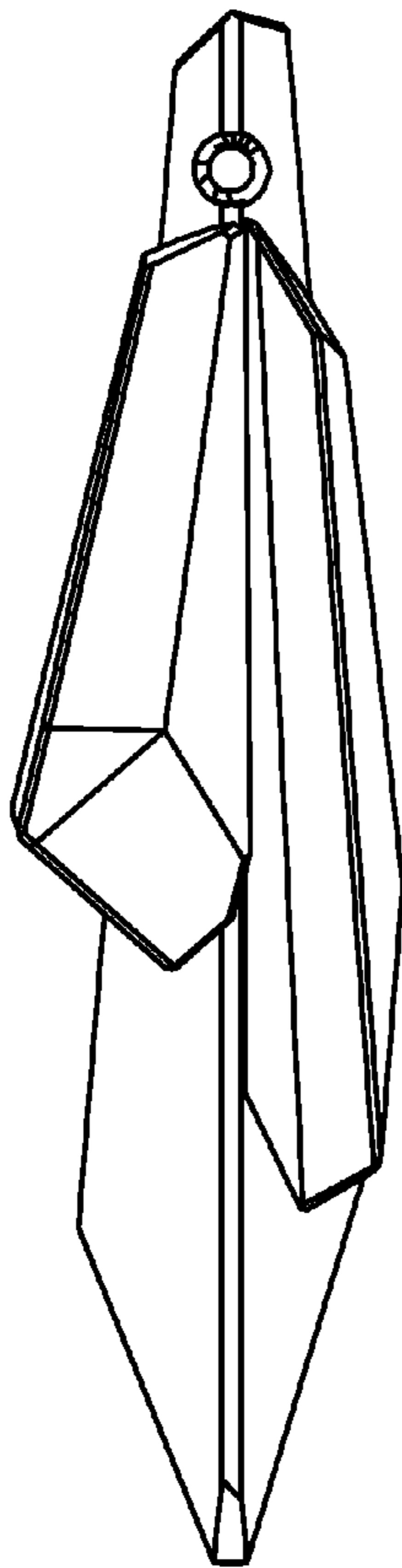


Fig. 3

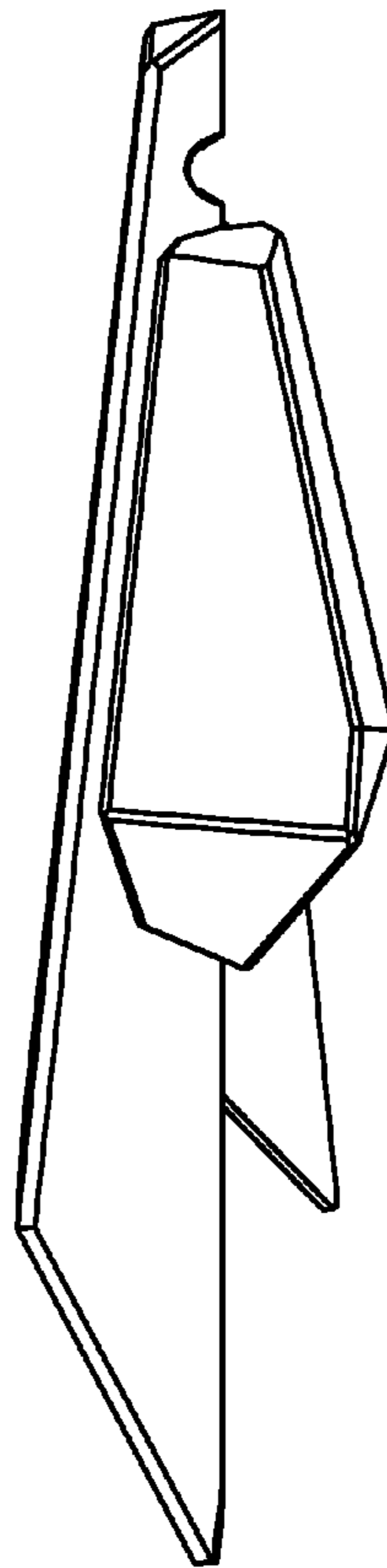


Fig. 4




Fig. 5

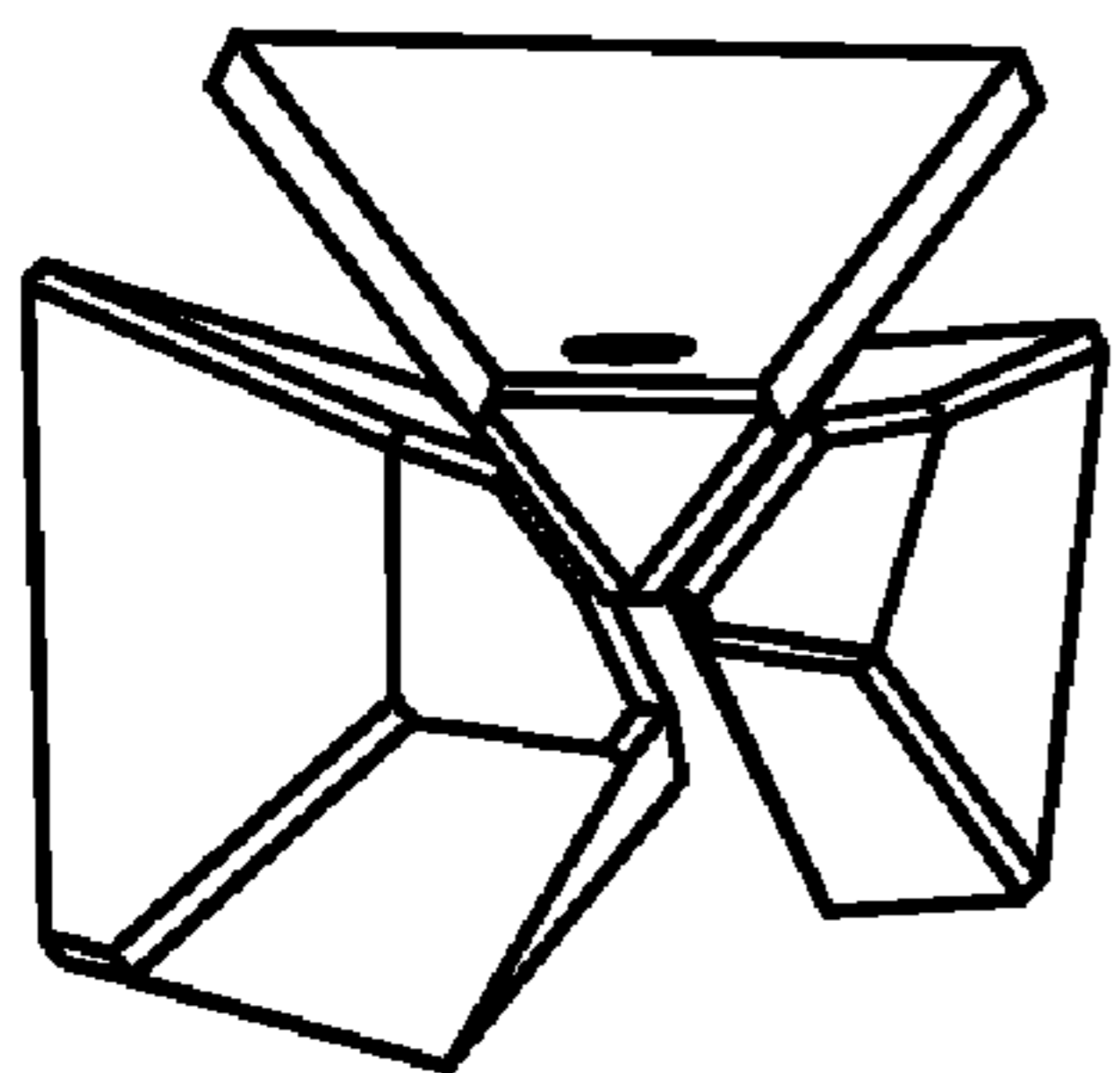


Fig. 6

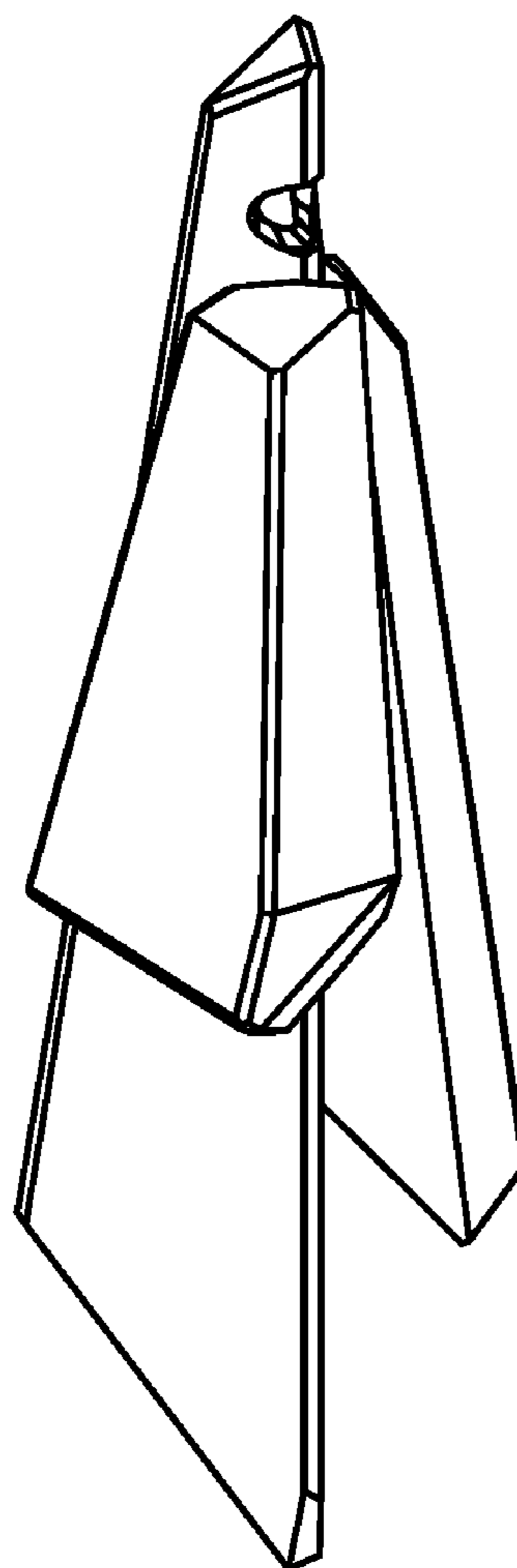


Fig. 7