



US00D627666S

(12) **United States Design Patent**
Lenz et al.

(10) **Patent No.:** **US D627,666 S**

(45) **Date of Patent:** **** Nov. 23, 2010**

(54) **NAVIGATION DEVICE**

(75) Inventors: **Derrick D. Lenz**, Olathe, KS (US);
Jacob T. Zeller, Spring Hill, KS (US);
Shawn R. Harvill, Kansas City, KS
(US)

(73) Assignee: **Garmin Switzerland GmbH** (CH)

(**) Term: **14 Years**

(21) Appl. No.: **29/342,055**

(22) Filed: **Aug. 18, 2009**

(51) **LOC (9) Cl.** **10-04**

(52) **U.S. Cl.** **D10/65**

(58) **Field of Classification Search** D10/65;
D14/341, 344, 507, 138 R, 138 AA, 203.3,
D14/203.4, 203.5, 203.7; 342/386, 351,
342/419, 457, 357.06–357.13; 343/702;
345/87, 104, 133, 156, 168, 173, 901–905;
348/180, 184, 315, 739; 364/444, 499; 701/206–209,
701/213, 214

See application file for complete search history.

(56) **References Cited**

U.S. PATENT DOCUMENTS

D541,186 S	4/2007	Lammers-Meis et al.	D10/65
D543,875 S	6/2007	Skelton et al.	D10/65
D543,876 S	6/2007	Kalis et al.	D10/65
D544,381 S	6/2007	Lammers-Meis et al.	D10/65
D549,603 S	8/2007	Lammers-Meis et al.	D10/74
D565,978 S *	4/2008	Stevens et al.	D10/65
D566,588 S	4/2008	Stevens et al.	D10/65
D571,234 S	6/2008	Reeson et al.	D10/65
D571,235 S *	6/2008	Stevens et al.	D10/65
D573,044 S	7/2008	Kalis et al.	D10/65
D574,271 S *	8/2008	Stevens et al.	D10/65
D574,272 S *	8/2008	Stevens et al.	D10/65
D577,298 S	9/2008	Reeson et al.	D10/65
D592,083 S *	5/2009	Stevens et al.	D10/65

D595,598 S * 7/2009 Stevens et al. D10/65

D608,669 S * 1/2010 Stevens et al. D10/65

D611,364 S * 3/2010 Lenz et al. D10/65

OTHER PUBLICATIONS

U.S. Appl. No. 29/303,881, filed Jul. 2, 2008.

U.S. Appl. No. 29/303,980, filed Jul. 2, 2008.

U.S. Appl. No. 29/327,119, filed Sep. 30, 2008.

(Continued)

Primary Examiner—Antoine D Davis

(74) *Attorney, Agent, or Firm*—Samuel M. Korte

(57) **CLAIM**

The ornamental design for a navigation device, as shown and described.

DESCRIPTION

FIG. 1 is a front perspective view of a navigation device according to embodiments of the present invention;

FIG. 2 is a rear perspective view of the navigation device;

FIG. 3 is a top view of the navigation device;

FIG. 4 is a front view of the navigation device;

FIG. 5 is a bottom view of the navigation device;

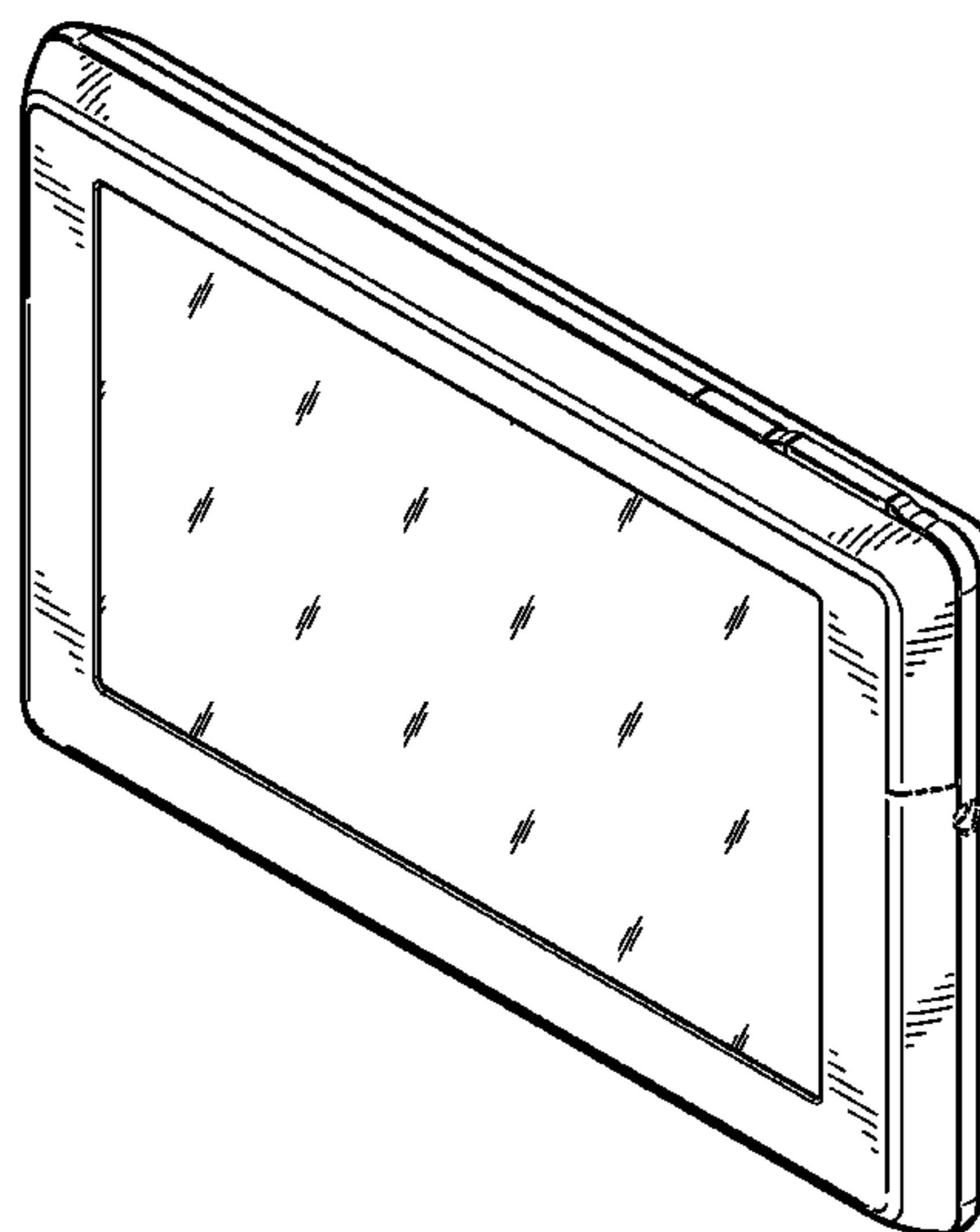
FIG. 6 is a rear view of the navigation device;

FIG. 7 is a left side view of the navigation device; and,

FIG. 8 is a right side view of the navigation device.

Portions of FIGS. 1 through 8 are shown in dashed lines for illustrative purposes only and form no part of the claimed design.

1 Claim, 3 Drawing Sheets



OTHER PUBLICATIONS

U.S. Appl. No. 29/332,865, filed Feb. 26, 2009.

U.S. Appl. No. 29/332,867, filed Feb. 26, 2009.

U.S. Appl. No. 29/342,055, filed Aug. 18, 2009.

Printout from <http://www.navigadget.com/index.php/2009/08/13/xroad-mi4300>, published prior to Aug. 27, 2009.

Printout from <http://www.navigadget.com/index.php/2009/07/16/slim-gps-navigation-system-gps-c3250>, published prior to Aug. 27, 2009.

Printout from <http://www.navigadget.com/index.php/2009/03/05/clarion-map-690-and-clarion-map-790>, published prior to Aug. 27, 2009.

Printout from <http://www.navigadget.com/index.php/2009/03/02/navigon-4300t-max>, published prior to Aug. 27, 2009.

Printout from <http://www.engadget.com/2009/08/17/mysterious-android-mid-gets-more-pictures-still-no-name/>, published prior to Aug. 27, 2009.

* cited by examiner

Fig. 1

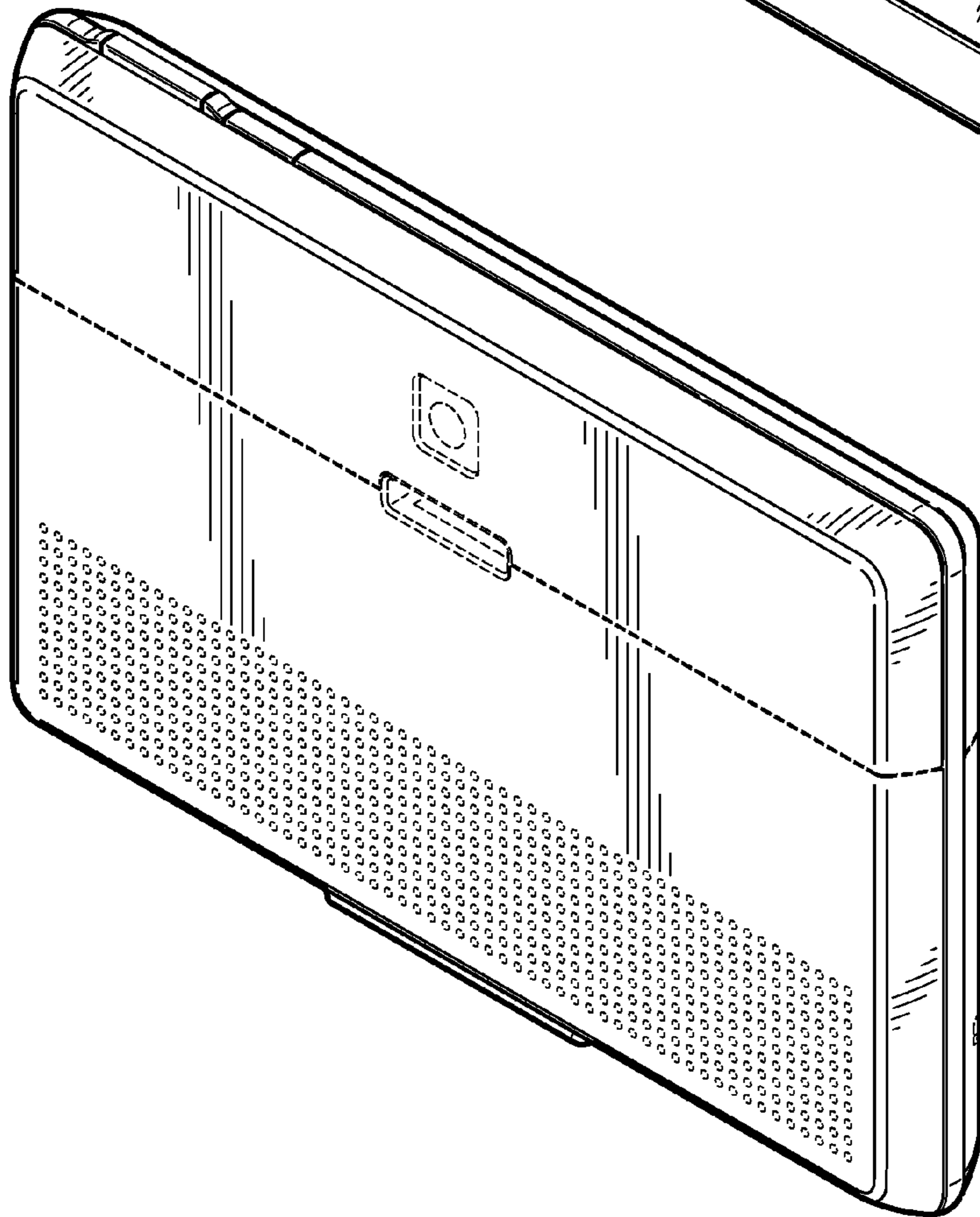
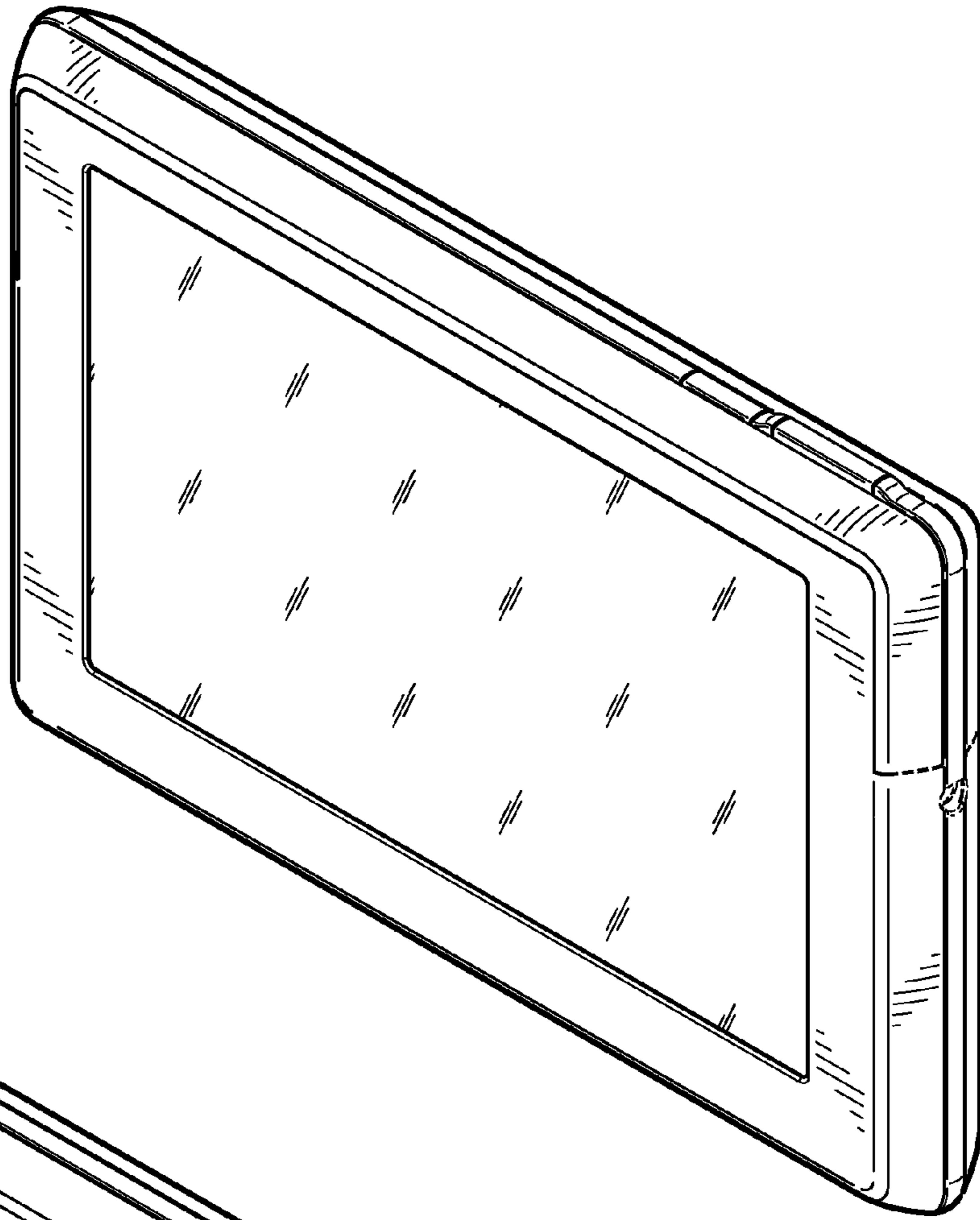


Fig. 2




Fig. 3

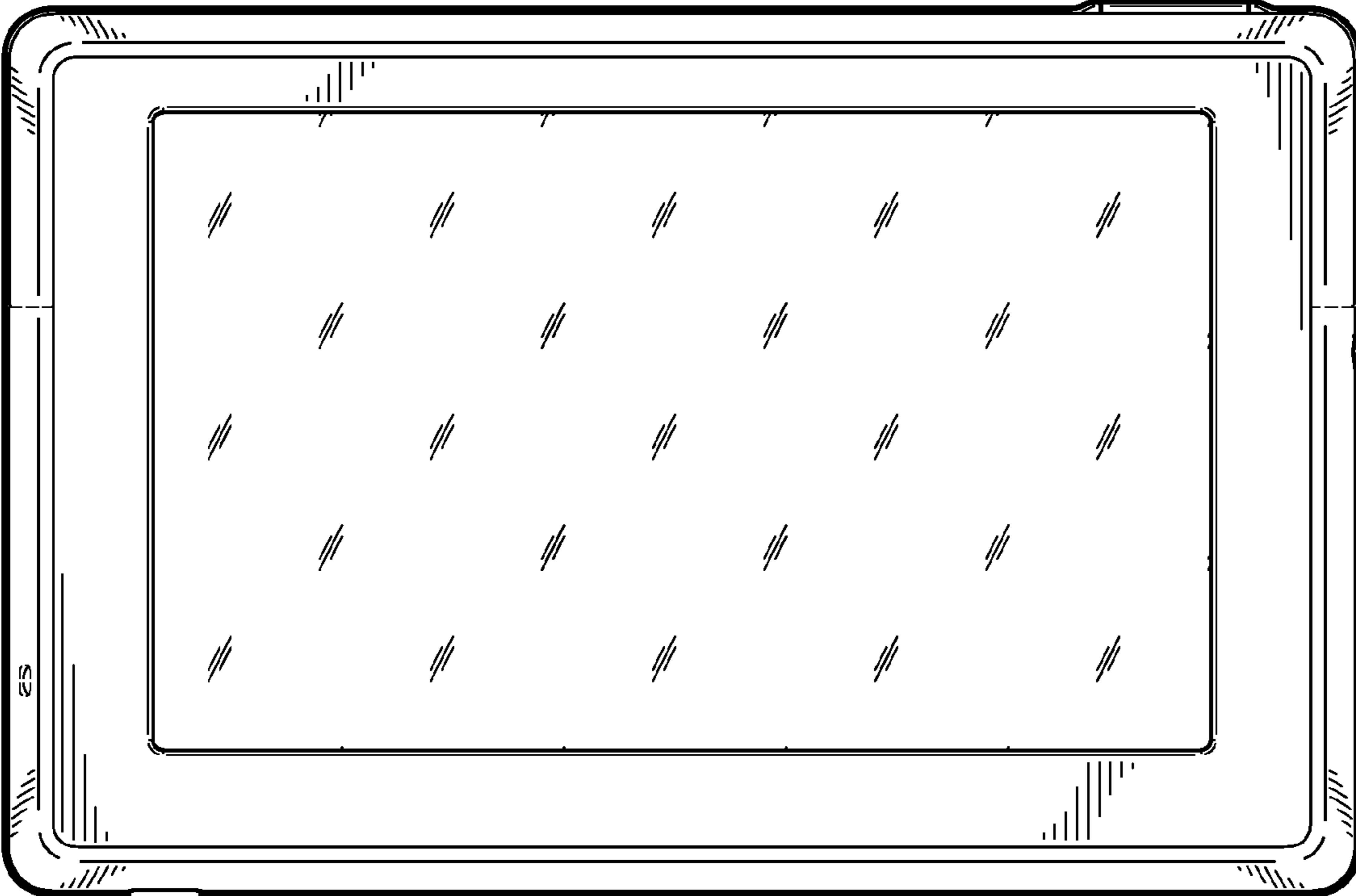


Fig. 4

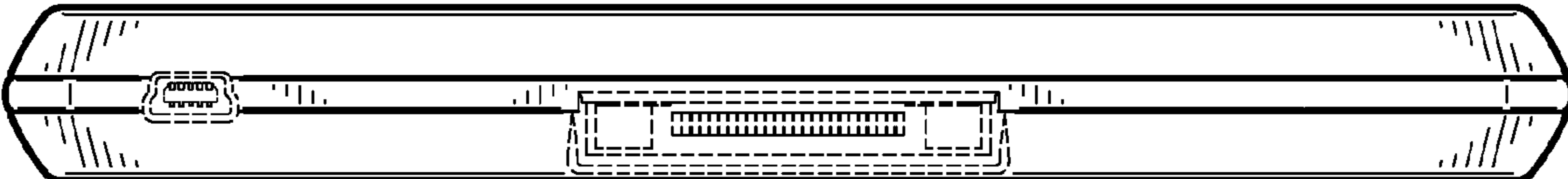


Fig. 5

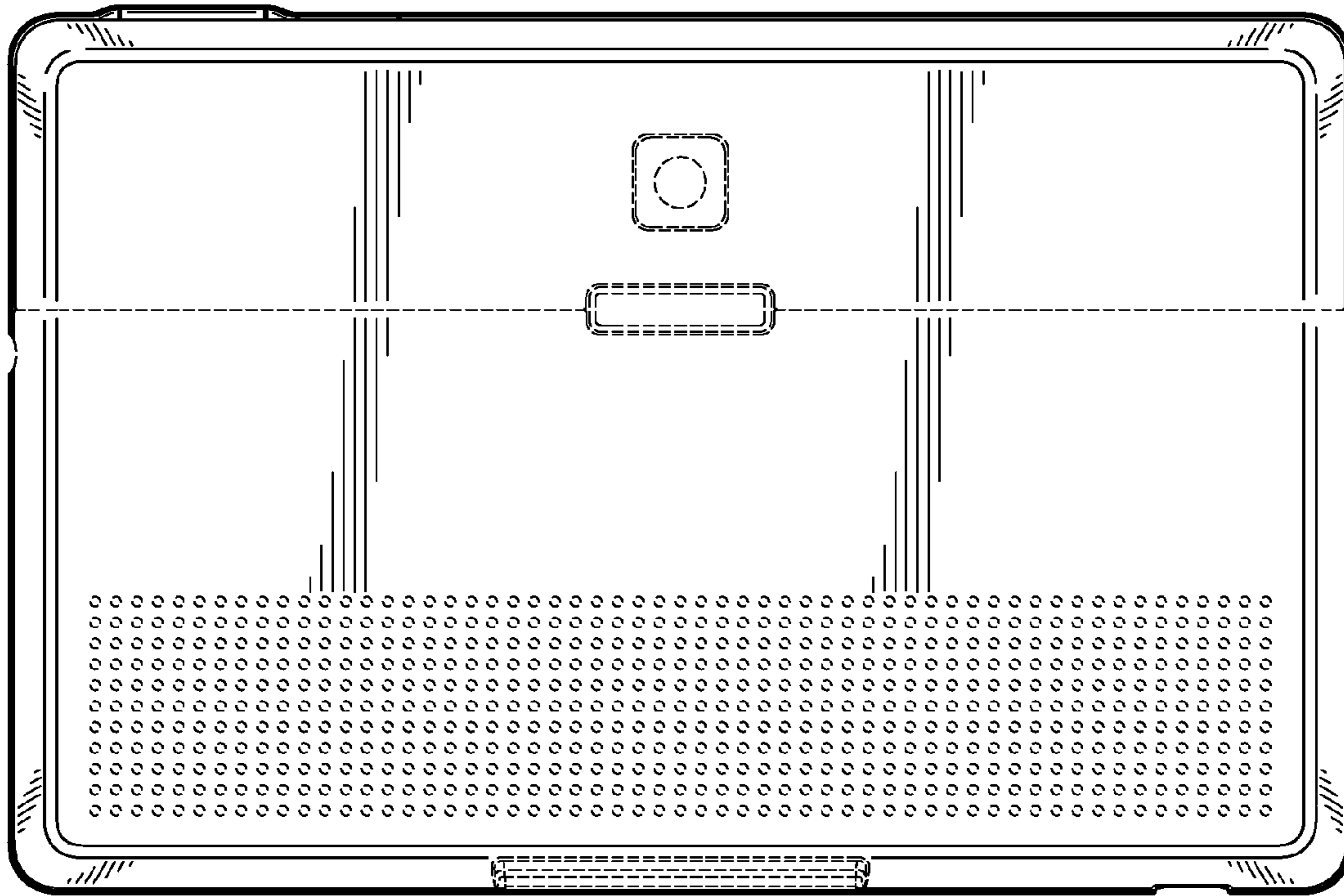


Fig. 6

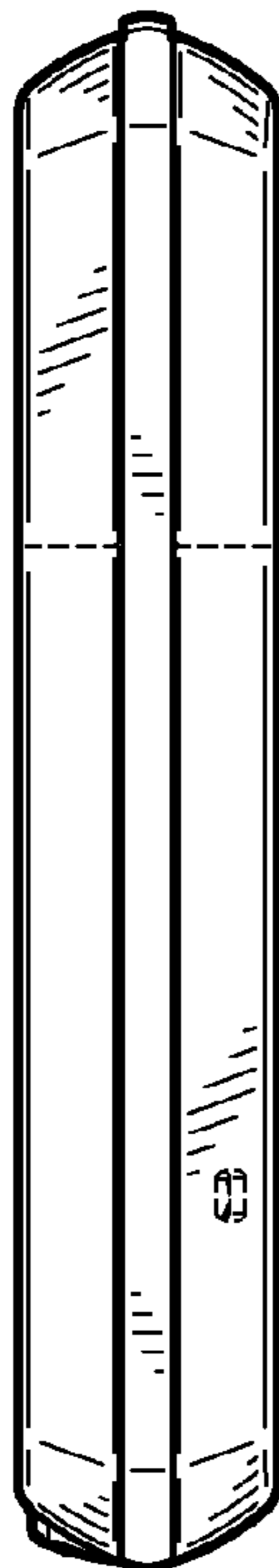


Fig. 7

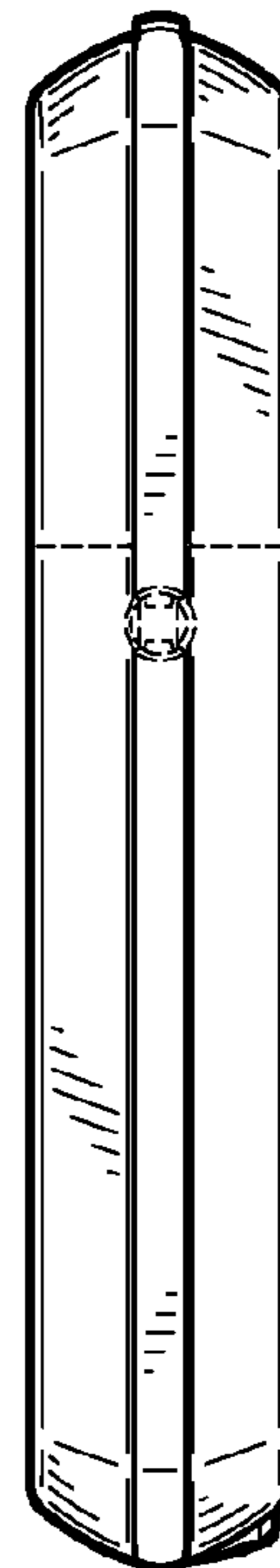


Fig. 8